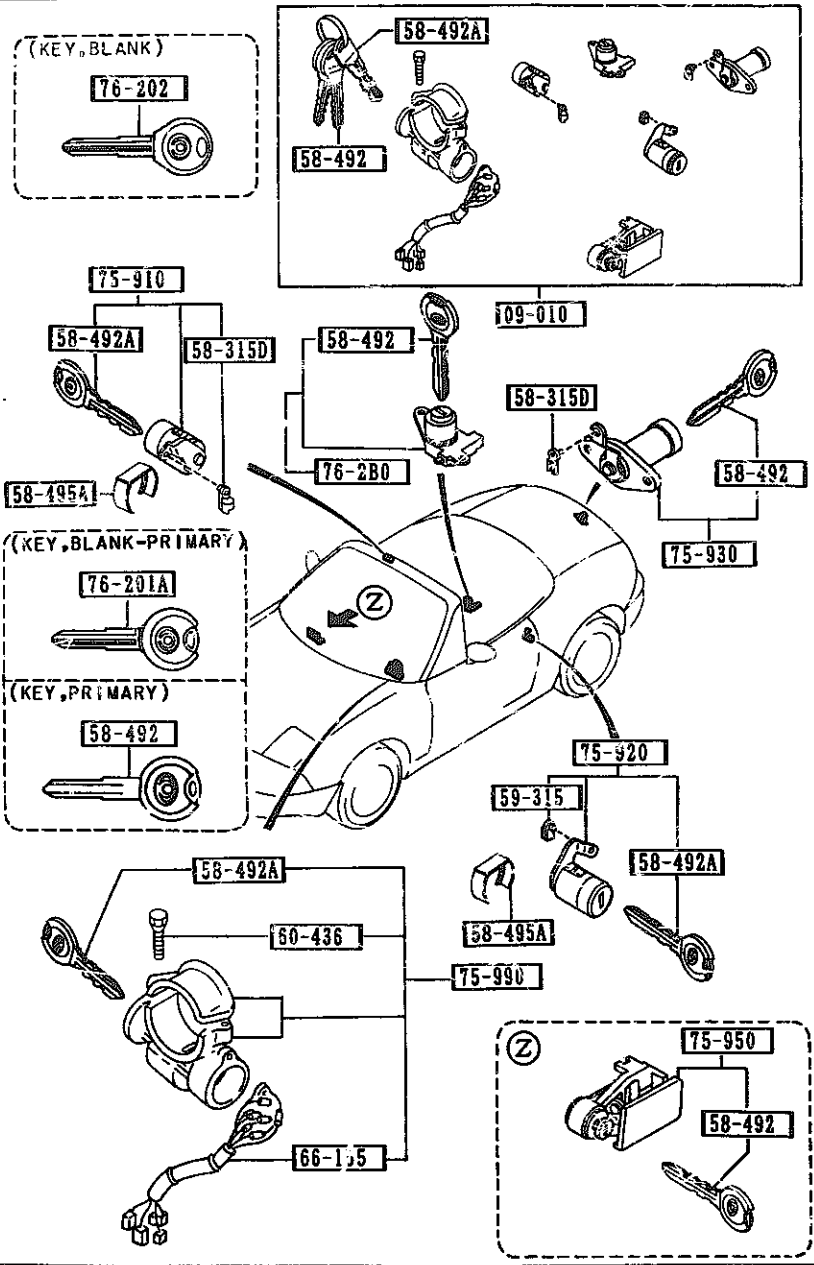


0900 KEY SETS



PART NO	QTY	MODEL/RESTRICTION	MODEL/RESTRICTION	MODEL/RESTRICTION	FROM TO
09-010		KEY SET			
NA01-09-010F	1 (AT)				
00	INT-	NA0 BLACK			
17	INT-	NA2 RED/BLACK			
9C	INT-	NA1 TAN/BLACK			
NA03-09-010D	1 (AT)				-3401
00	INT-	NA0 BLACK			
17	INT-	NA2 RED/BLACK			
2S	INT-	NA1 TAN/BLACK			
NA81-09-010B	1 (AT)				3401-
00	INT-	NA0 BLACK			
17	INT-	NA2 RED			
88	INT-	NA1 TAN			
58-315D		CLIP (R)			
G030-56-315	2				
52-492		KEY, PRIMARY			
F001-58-492	2	KEY NO. IS REQUIRED			
58-492A		KEY, SECONDARY			
F001-58-492	1	KEY NO. IS REQUIRED			
58-495A		RETAINER, LOCK CYL.			
G211-58-495	2				
59-315		CLIP			
G030-59-315	1				
60-436		BOLT, SET			
H043-66-154	2				
66-155		SWITCH, IGNITION			
D001-66-151	1				
75-910		KEY SUB SET(R), DOOR			
NA14-76-210F	1				
3401 NA351*-418700					

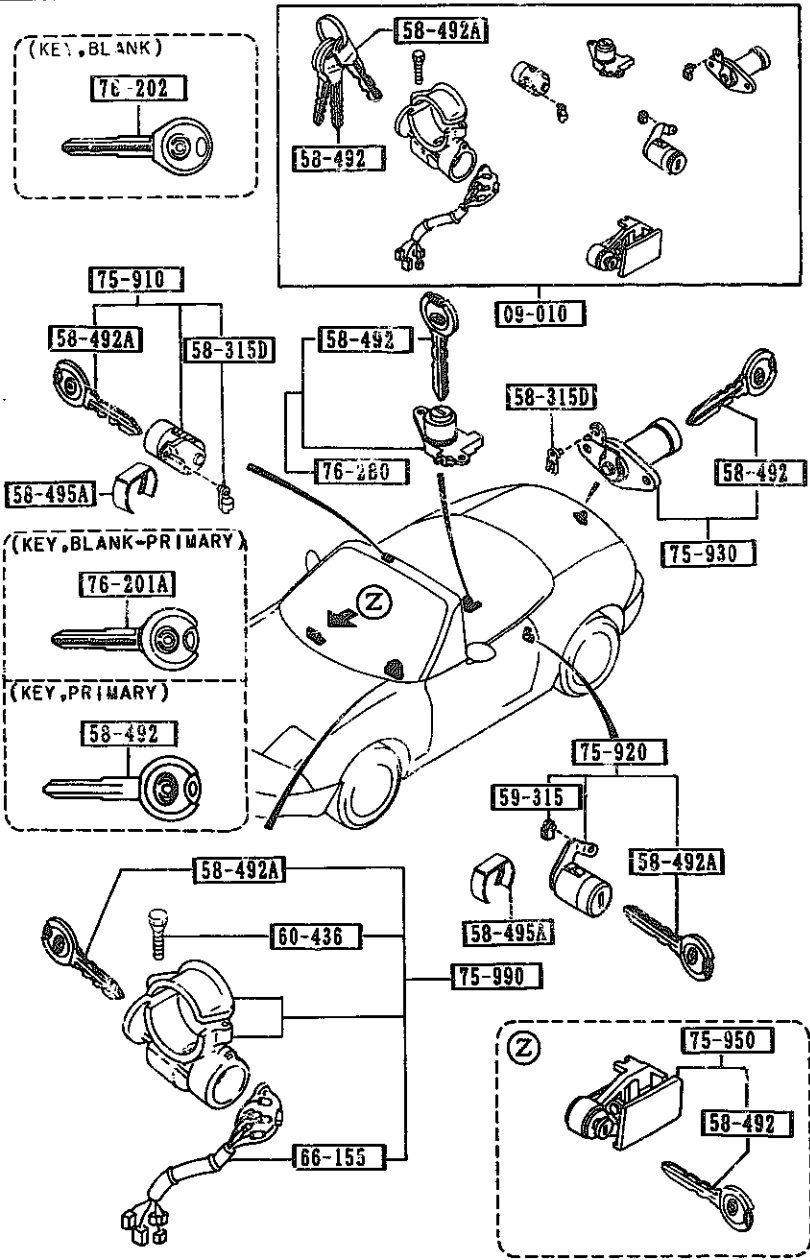
AUNA03

CAT. AUNA03-04

1994-10

0900 KEY SETS

0900 -2 \* KEY SETS

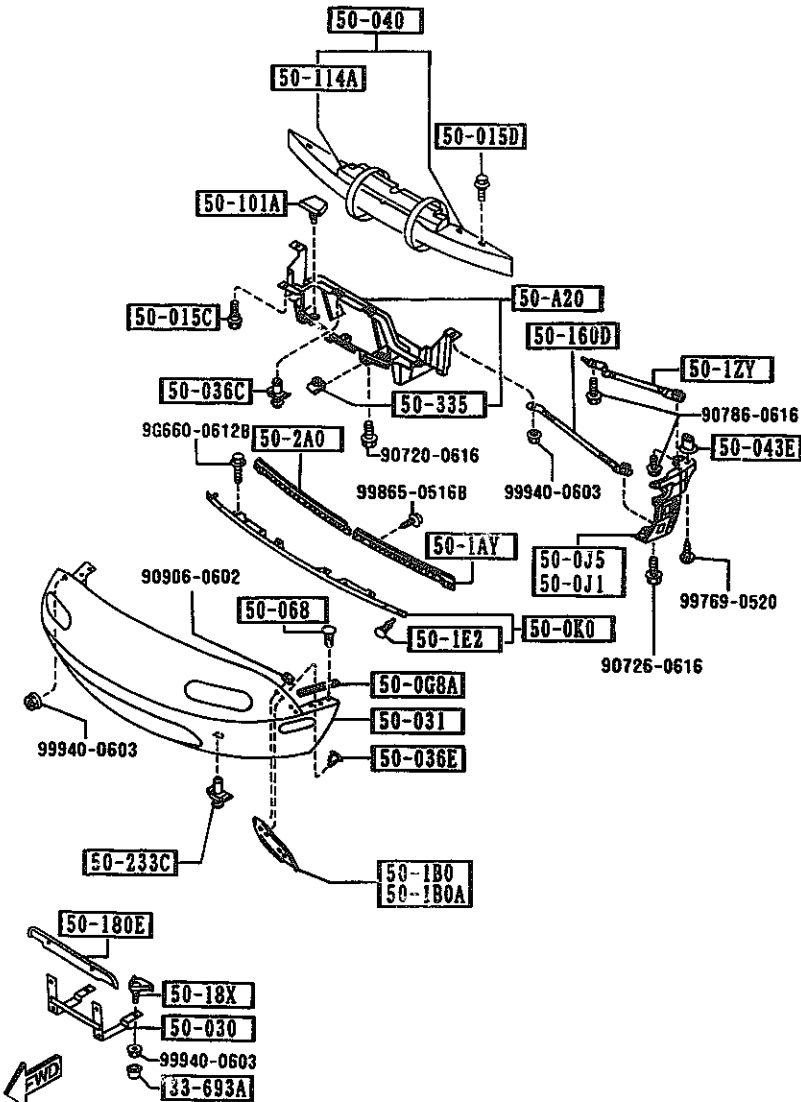


PART NO.	QTY	MODEL/RESTRICTION	MODEL/RESTRICTION	MODEL/RESTRICTION	FPOH-TQ
75-920		KEY SUB SET(L),DOOR			
NA14-76-220F	1				
75-930		KEY SUB SET,TRUNK			
NA01-76-230C	1				
75-950		KEY SUB SET,GLOVE			
NA01-76-250C	1				
00	INT-	NA0 BLACK			
17	INT-	NA2 RED			
88	INT-	NA1 TAN			
75-990		KEY SUB SET,ST.LOCK			
NA01-76-290C	1	(MT)			
NA01-76-290	1	(AT)			
76-280		KEY SUB SET,CONSOLE			
NA01-76-280C	1				
00	INT-	NA0 NA1 NA2 BLACK			
76-201A		KEY, BLANK-PRIMARY			
FD01-76-201	1				
76-202		KEY, BLANK-SECONDARY			
FD01-76-202	1				

AUNA03

CAT. AUNA03-04

1994-10



AUNA03

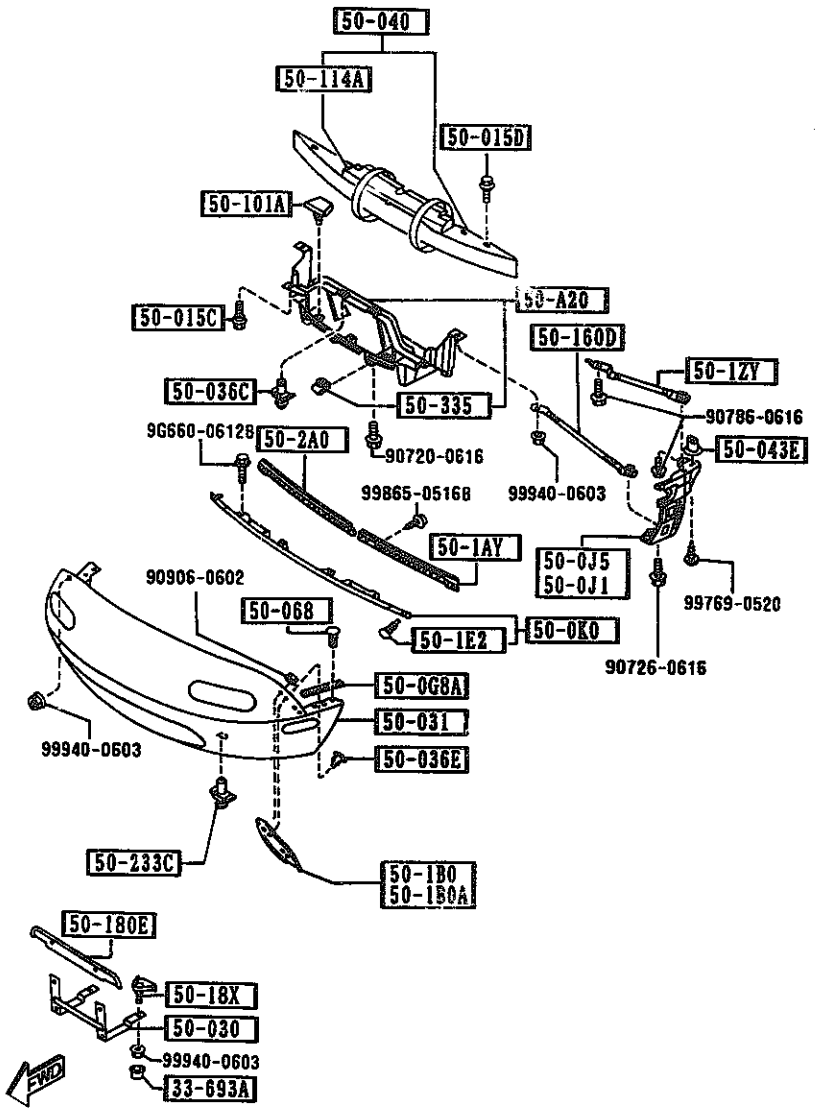
PART NO.	QTY	MODEL/RESTRICTION	MODEL/RESTRICTION	MODEL/RESTRICTION	FROM-TO
33-693A		CAP, BLEEDER SCREW			
0259-33-693	2				
50-A20		GUIDE, AIR			
NA01-50-A20A	1	(W/O A. LOCK BRAKE)			
NA23-50-A20	1	(A. LOCK BRAKE)			
50-0G8A		SEAL, RUBBER-FRONT BUMPER			
NA01-50-0G9	2				
50-0J1		RETAINER(R), FRONT BUMPER			
NA01-50-0J1	1				
50-0J5		RETAINER(L), FRONT BUMPER			
NA01-50-0J5	1				
50-0K0		RETAINER, FASCIA			
NA01-50-0K0B	1				
50-015C		BOLT			
FB01-50-132	2				
50-015D		BOLT			
NA01-50-022	8				
50-030		HOLDER, NO. PLATE			
NA01-50-180A	1				
50-031		BUMPER, FRONT			
NA01-50-030	1	PAINT TO MATCH			
50-036C		FASTENER			
BF67-50-033	2				
50-036E		CLIP			
KA01-50-1G2	6				
50-040		REINFORCEMENT, BUMPER			
NA01-50-070	1	(W/O DAY TIME RUNNING LAMP)			

CAT. AUNA03-04

1994-10

5000 FRONT BUMPER

5000 -2 FRONT BUMPER



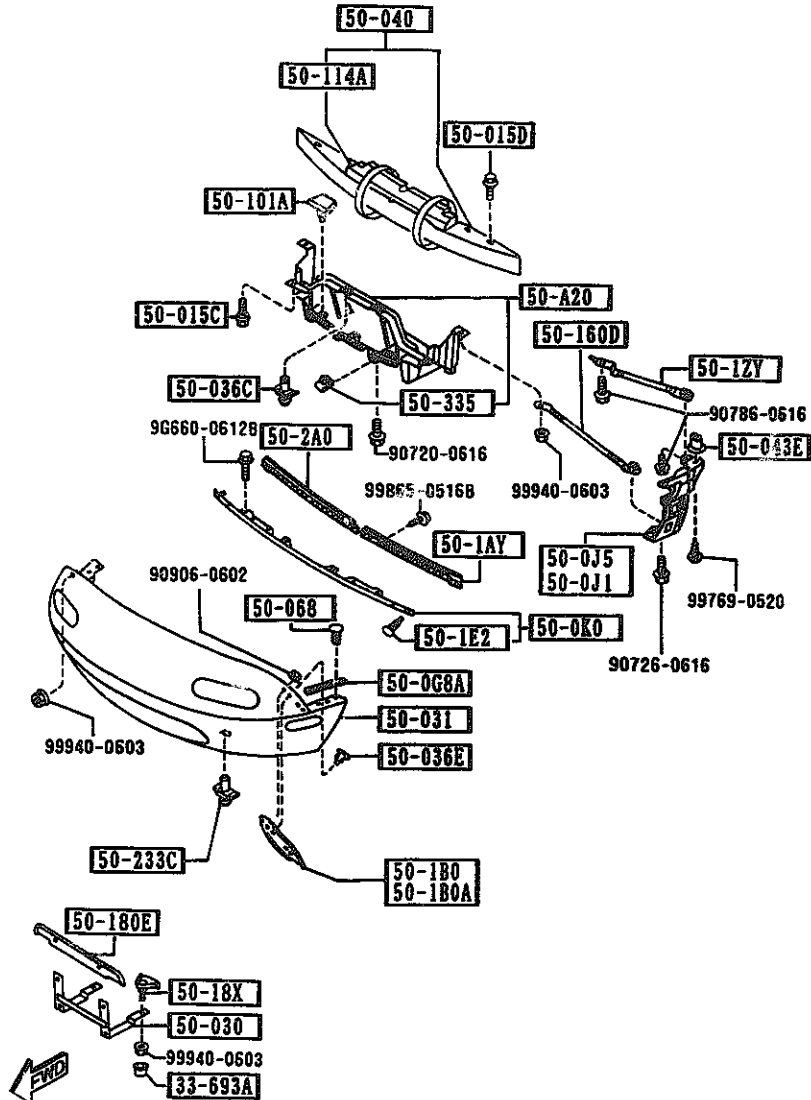
PART NO.	QTY	MODEL/RESTRICTION	MODEL/RESTRICTION	MODEL/RESTRICTION	FROM-TO
50-043E		SLIDE 'A', BUMPER			
B092-50-032	2				
50-068		CLIP			
NA01-50-068	6				
50-1AY		PLATE, SET NO. 1			
NA01-50-1AYB AN(NA01-50-1AYC)	1				-3701
NA01-50-1AYC	1				3701-
50-180		PLATE NO. 2(R), SET-F. BUMPER			
NA01-50-180	1				
50-180A		PLATE NO. 2(L), SET-F. BUMPER			
NA01-50-180	1				
50-1E2		BOLT			
NA01-50-1E2	2				
50-12Y		BRACKET, FENDER			
NA01-50-12Y	2				
50-101A		COVER, GRILLE			
NA01-50-101A	3				
50-114A		SPACER, E.A. FOAM			
NA01-50-114	1				
50-160D		BRACKET(L), F. BUMPER SIDE (A. LOCK BRAKE)			
NA01-50-160	1				
NA01-50-160	2	(W/O A. LOCK BRAKE)			
50-18X		BRACKET, LICENCE PLATE			
NA01-50-18X	2				
50-180E		PROTECTOR, NO. PLATE			
FB01-50-144	1				
50-2A0		SET PLATE NO. 1(R), RR BUMPER			
NA01-50-2A0A	1				-3701

3701 NA351R-423706

AUNA03

CAT. AUNA03-04

1994-10



PART NO.	QTY	MODEL/RESTRICTION	MODEL/RESTRICTION	MODEL/RESTRICTION	FROM-TO
CONT'D					
AN(NA01-50-2A00)					
NA01-50-2A08	1				3701-
50-233C		FASTENER, REAR BUMPER			
BF82-50-233	3				-3301
BF82-50-233	2				3301-
50-335		NUT, CLIP			
FB01-50-133C	4				
3301 NA351*-416214					
3701 NA351*-423706					

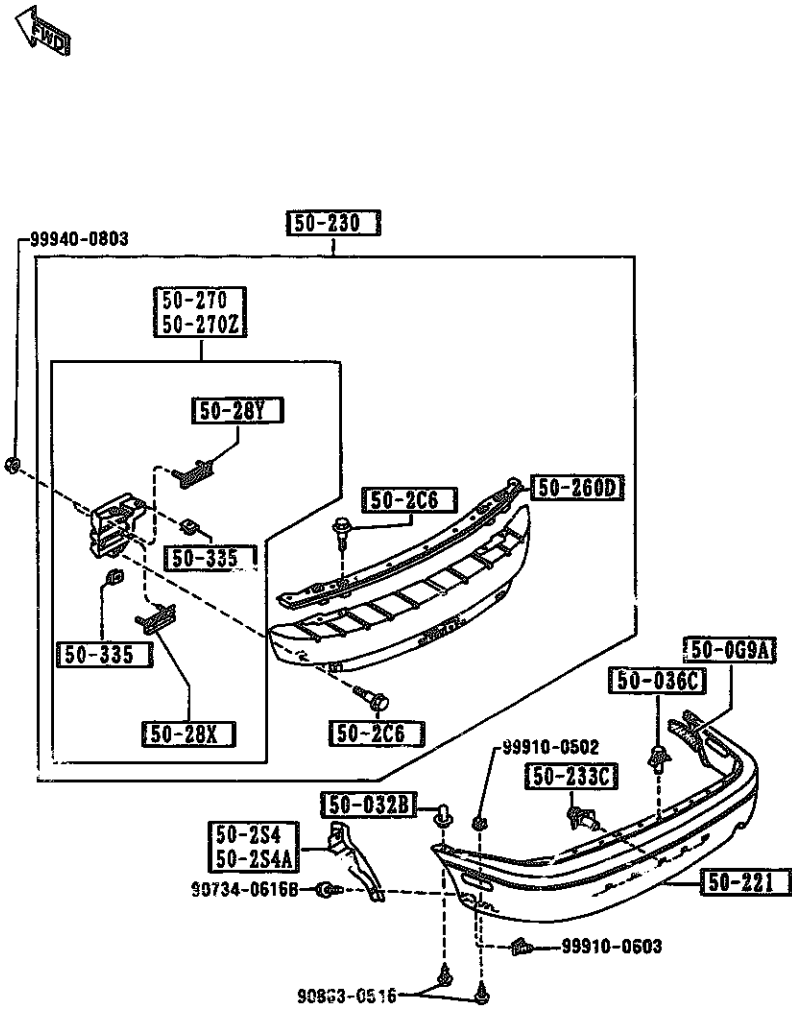
AUNA03

CAT. AUNA03-04

1994-10

5010 REAR BUMPER

5010 -1 REAR BUMPER



PART NO.	QTY	MODEL/RESTRICTION	MODEL/RESTRICTION	MODEL/RESTRICTION	FROM-TO
50-0G9A NA01-50-0G8	2	SEAL, RUBBER-REAR BUMPER			
50-032B GJ21-50-032	2	SLIDE'UP.', BUMPER			
50-036C BF67-50-033	11	FASTERER			
50-2C6 NA01-50-2C6	6	BOLT			
50-2S4 NA01-50-2S4	1	SHIELD(R), SPLASH-R. BUMPER			
50-2S4A NA01-50-2S5	1	SHIELD(L), SPLASH-R. BUMPER			
50-221 NAY1-50-220A	1	BUMPER, REAR PAINT TO MATCH			
50-250 NA01-50-240	1	REINFORCEMENT, BUMPER (W/O DAY TIME RUNNING LAMP)			
50-233C BF82-50-233	5	FASTENER, REAR BUMPER			
50-260D NA01-50-2J0	1	RETAINER, R. BUMPER			
50-270 NA01-50-280A	1	STAY(R), RR. BUMPER			
50-270Z NA01-50-290A	1	STAY(L), RR. BUMPER			
50-28X NA01-50-28X	2	PLATE SET			

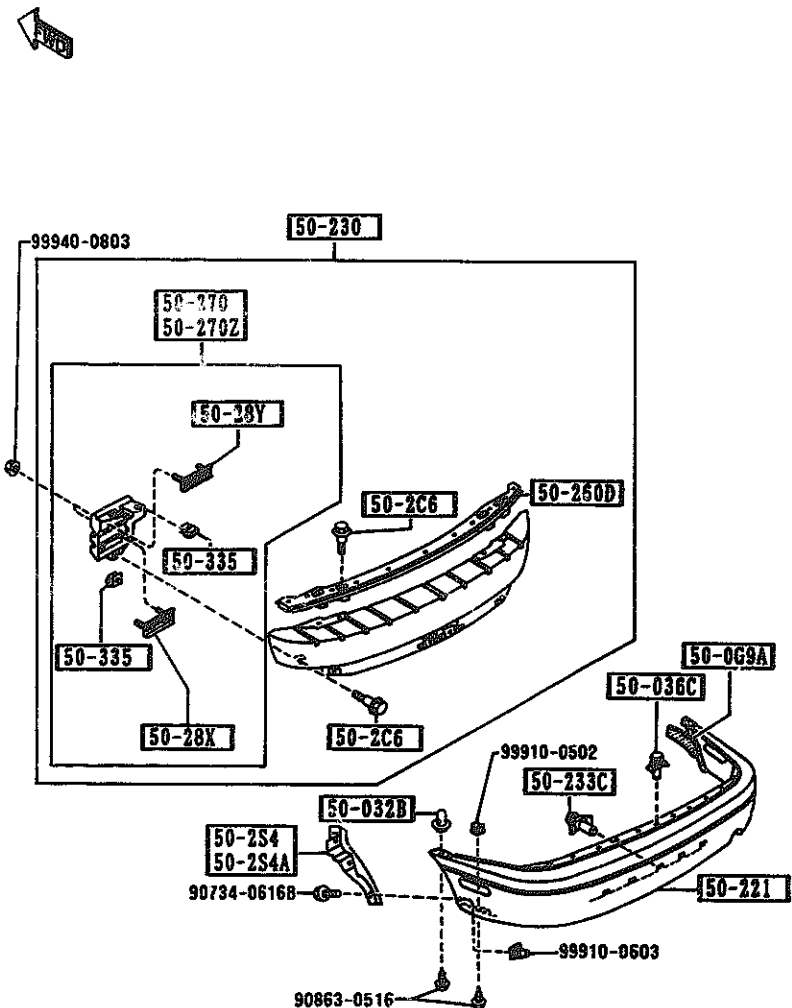
AUNA03

CAT. AUNA03-04

1994-10

5010 REAR BUMPER

5010 -2 \* REAR BUMPER



PART NO.	QTY	MODEL/RESTRICTION	MODEL/RESTRICTION	MODEL/RESTRICTION	FROM-TO
50-28Y		PLATE SET			
NA01-50-28YC	2				
50-335		NUT, CLIP			
NA01-50-133	6				

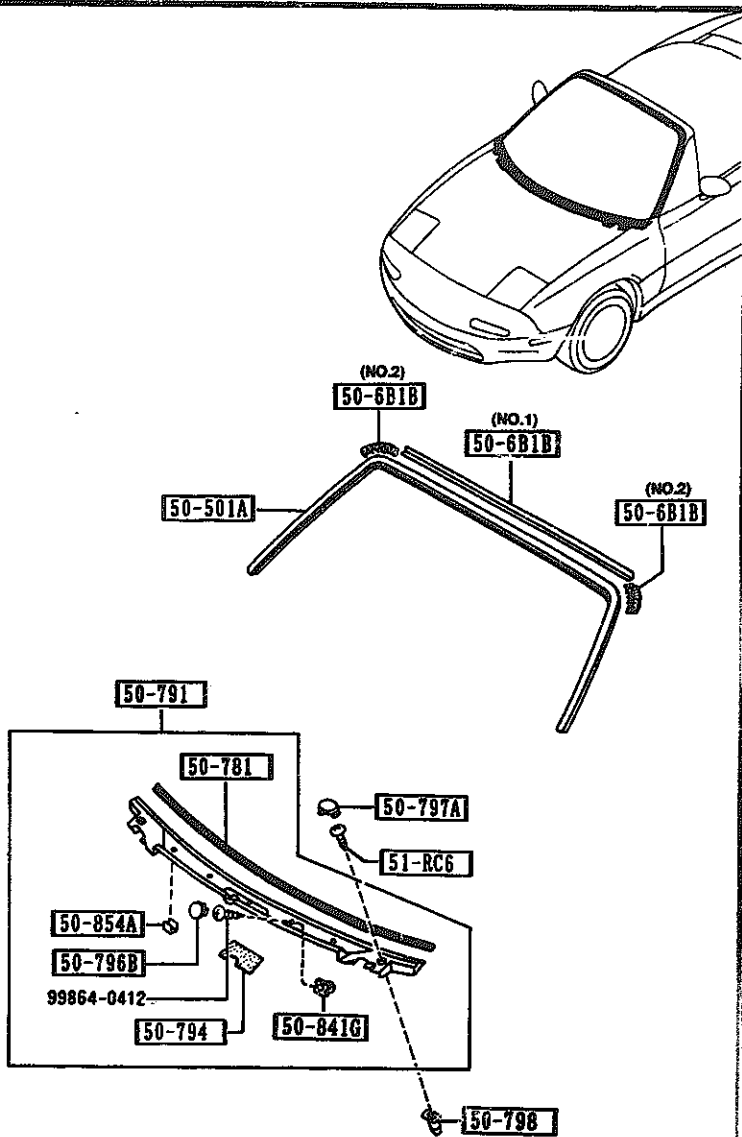
AUNA03

CAT. AUNA03-04

1994-10

5030 -1 \* WINDOW MOULDING & COWL GRILLES

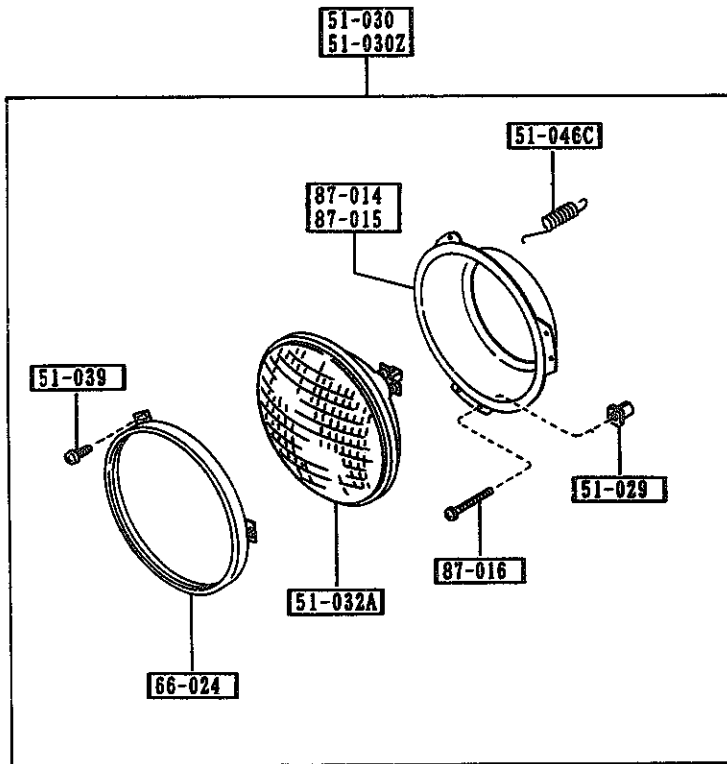
5030 WINDOW MOULDING & COWL GRILLES



PART NO.	QTY	MODEL/RESTRICTION	MODEL/RESTRICTION	MODEL/RESTRICTION	FROM-TO
50-501A		MOULD(UP), FRT.WINDOW			
NAY1-50-601	1				
50-6B1B		PROTR.MOULD-FRT WIND			
NA01-50-6B1	1	(ILLUST. NO.1)			
NA01-50-6B2	2	(ILLUST. NO.2)			
50-781		PROTECTOR, COWL GRILL			
NA01-50-792A	1	E			
50-791		GRILLE, COWL			
NA01-50-790D A (NA01-50-790E)	1				-2C01
NA01-50-790E	1				2C01-
50-794		PROTECTOR			
NA01-50-788	1				
50-796B		CAP			
B455-50-796 A (B455-50-796A)	5				-2C01
B455-50-796A	5				2C01-
50-797A		CAP			
NA01-50-797 A (NA01-50-797A)	2				-2C01
NA01-50-797A	2				2C01-
50-798		SCREW, GROPPET			
NA01-50-798	2				
50-841G		GROPPET, SCREW			
NA01-51-789	5				
50-854A		PROTECTOR			
NA01-50-794	4				
51-RC6		SCREW, SIDE GARNNISH			
H272-51-RC6	2				
2C01 NA351*-407249					



5100 HEAD LAMPS

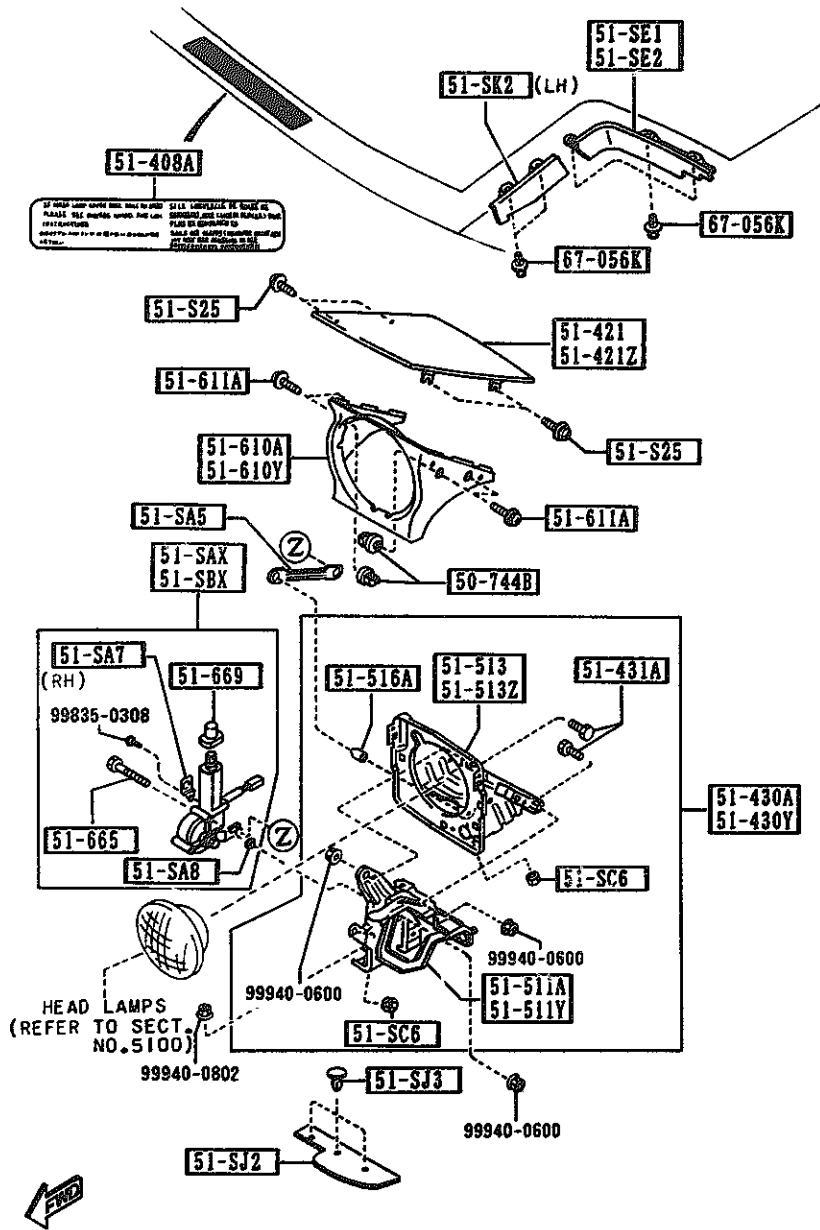


PART NO.	QTY	MODEL/RESTRICTION	MODEL/RESTRICTION	MODEL/RESTRICTION	FROM-TO
51-029		GROMMET, SCREW			
0483-66-061A	6				
51-030		LAMP SET(R), HEAD			
8BN1-51-030	1				
51-030Z		LAMP SET(L), HEAD			
8BN1-51-040	1				
51-032A		UNIT, HEAD LAMP			
NA02-51-031	2				
51-039		SCREW			
0481-51-0E3	6				
51-046C		SPRING			
NA01-51-046	2				
66-024		RING, RETAINING			
NA01-51-033	2				
87-014		RING(R) MOUNTING			
NA01-51-032	1				
87-015		RING(L) MOUNTING			
NA01-51-034	1				
87-016		SCREW, ADJUST			
NA01-51-037	4				



5103 HEAD LAMP RETRACTORS

5103 -1 HEAD LAMP RETRACTORS

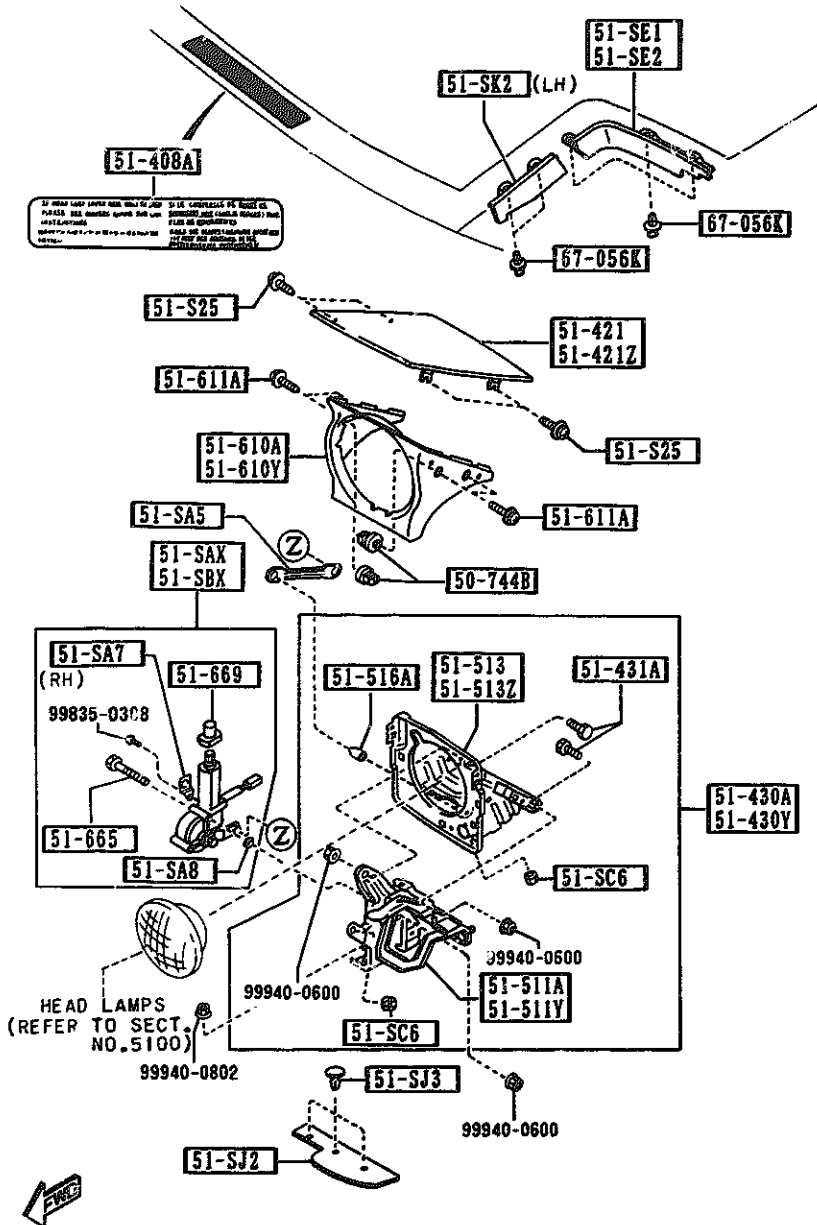


PART NO.	QTY	MODEL/RESTRICTION	MODEL/RESTRICTION	MODEL/RESTRICTION	FROM-TO
50-744B		GROMMET, SCREW			
B481-50-744	8				
51-SAX		MOTOR(R), RETRACTABLE HEAD			
NA01-51-SAX	1				
51-SA5		ROD, RETRACTABLE			
NA01-51-SA5	2				
51-SA7		BRACKET, CLIP			
NA01-51-SA7	1				
51-SA8		WASHER			
NA01-51-SA8	6				
51-SBX		MOTOR(L), RETRACTABLE HEAD			
NA01-51-SBX	1				
51-SC6		NUT, STOPPER-LAMP HINGE			
KA01-51-SC6	4				
51-SE1		PROTECTOR(R), RETRA. H/L			
NA01-51-SE1	1				
51-SE2		PROTECTOR(L), RETRA. H/L			
NA01-51-SE2	1				
51-SJ2		PROTECTOR(L), RETRA. FRONT			
NA01-51-SJ2	2				
51-SJ3		CLIP			
NA01-51-SJ3	6				
51-SK2		PROTECTOR(L), RETRA. SIDE			
NA01-51-SK2	1				
51-S25		BOLT, LAMP LID			
BS34-51-S25A	8				
51-408A		LABEL, CAUTION-RETRACTABLE			
NA04-51-S02	1				

AUNA03

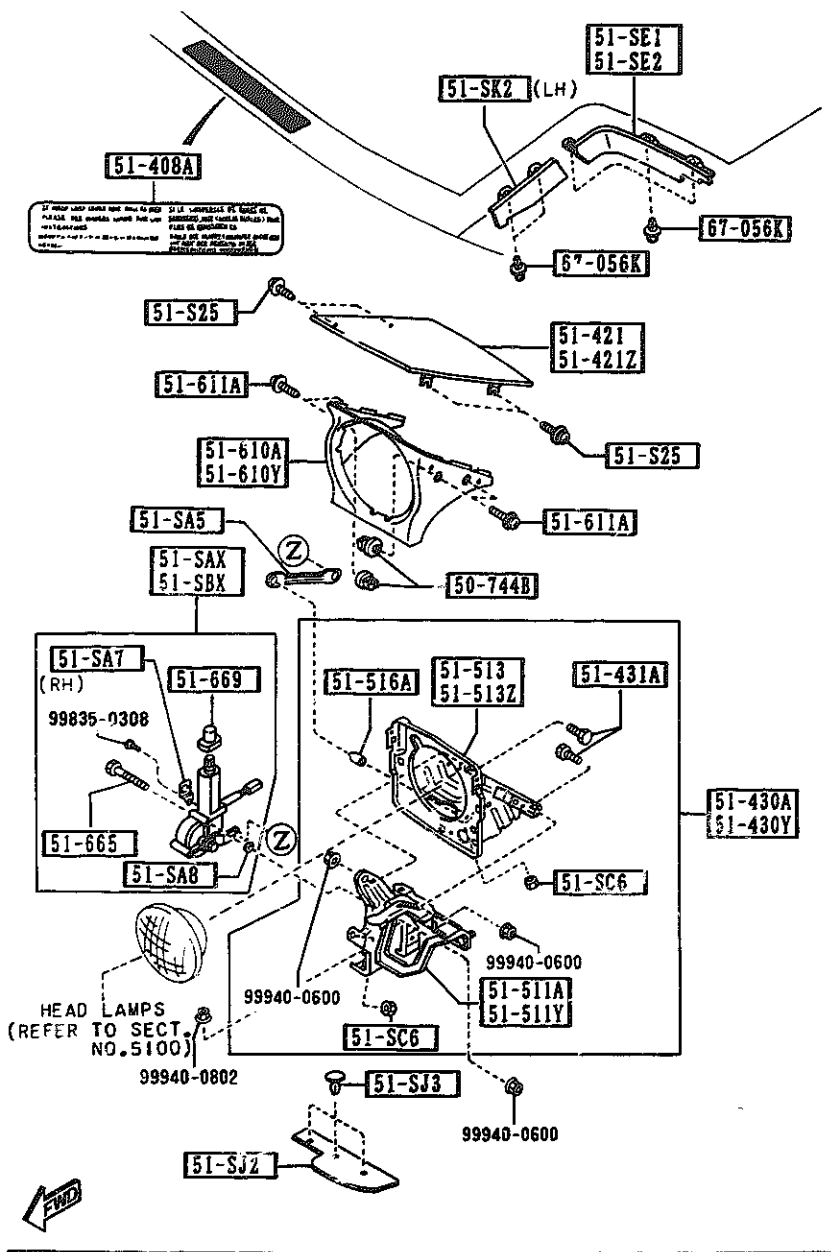
CAT. AUNA03-04

1994-10



PART NO.	QTY	MODEL/RESTRICTION	MODEL/RESTRICTION	MODEL/RESTRICTION	FROM-TO
51-421		LID(R), LAMP			
NA01-51-SH1B	1				
51-421Z		LID(L), LAMP			
NA01-51-SH2B	1				
51-430A		HINGE(R), LID-LAMP			
NA01-51-SC0B	1				
51-430Y		HINGE(L), LID-LAMP			
NA01-51-SD0B	1				
51-431A		BOLT, HINGE			
KA01-51-SD7	4				
51-511A		BRACKET(R), HINGE-LAMP LID			
NA01-51-SC1A	1				
51-511Y		BRACKET(L), HINGE-LAMP LID			
NA01-51-SD1A	1				
51-513		HOUSING(R), LAMP-LID HINGE			
NA01-51-SC5B	1				
51-513Z		HOUSING(L), LAMP-LID HINGE			
NA01-51-SD5B	1				
51-516A		CAP, HINGE-H.L. RETRACTABLE			
KA01-51-SD6	2				
51-610A		BEZEL(R), HEAD LAMP			
NA01-50-741	1				
51-610Y		BEZEL(L), HEAD LAMP			
NA01-50-751	1				
51-611A		SCREW, HEAD LAMP BEZEL			
B481-50-75X	8				
51-665		BOLT, MOTOR-RETRACT H/LAMP			
FB01-51-665	6				

5103 HEAD LAMP RETRACTORS



PART NO.	QTY	MODEL/RESTRICTION	MODEL/RESTRICTION	MODEL/RESTRICTION	FROM-TO
51-669		BOOT, MOTOR-RETRACT H			
NA01-51-669	2				
67-056K		RIVET			
UB39-50-795	8				

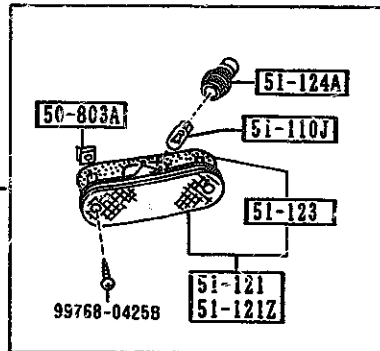
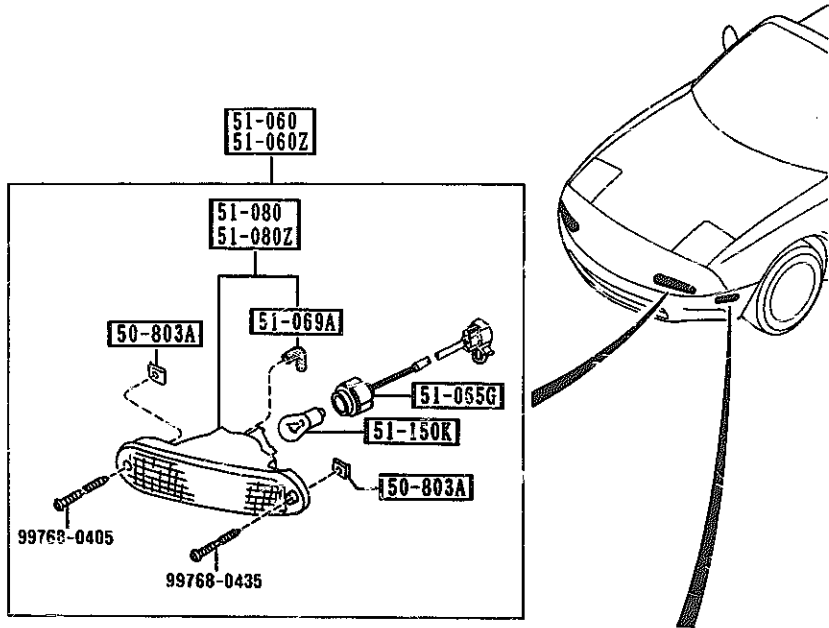
AUNA03

CAT. AUNA03-04

1994-10

5105 -1 FRONT COMBINATION LAMPS

5105 FRONT COMBINATION LAMPS



PART NO.	QTY	MODEL/RESTRICTION	MODEL/RESTRICTION	MODEL/RESTRICTION	FROM-TO
50-803A		NUT, SIDE PROTECTOR			
G158-50-803	8				
51-060		LAMP SET(R), FRT COMB			
8BN1-51-060	1	(W/O DAY TIME RUNNING LAMP)			
51-060Z		LAMP SET(L), FRT COMB			
8BN1-51-070	1	(W/O DAY TIME RUNNING LAMP)			
51-065G		SOCKET, F. COMB. LAMP			
NA01-51-064	2	(W/O DAY TIME RUNNING LAMP)			
51-069A		TUBE, HEAD LAMP			
NA01-51-069	2				
51-080		LENS & HOUSING(R)			
NA01-51-06XA	1				
51-080Z		LENS & HOUSING(L)			
NA01-51-07XA	1				
51-110J		BULB			
99701-6038	2	12V 3.8W			
51-120B		LAMP SET(R), SIDE TURN			
8BN1-51-120	1				
51-120X		LAMP SET(L), SIDE TURN			
8BN1-51-130	1				
51-121		LENS & BODY(R)			
NA01-51-5EXA	1				
51-121Z		LENS & BODY(L)			
NA01-51-5FXA	1				
51-123		GASKET, SIDE TURN			
NA01-51-5D3A	2				

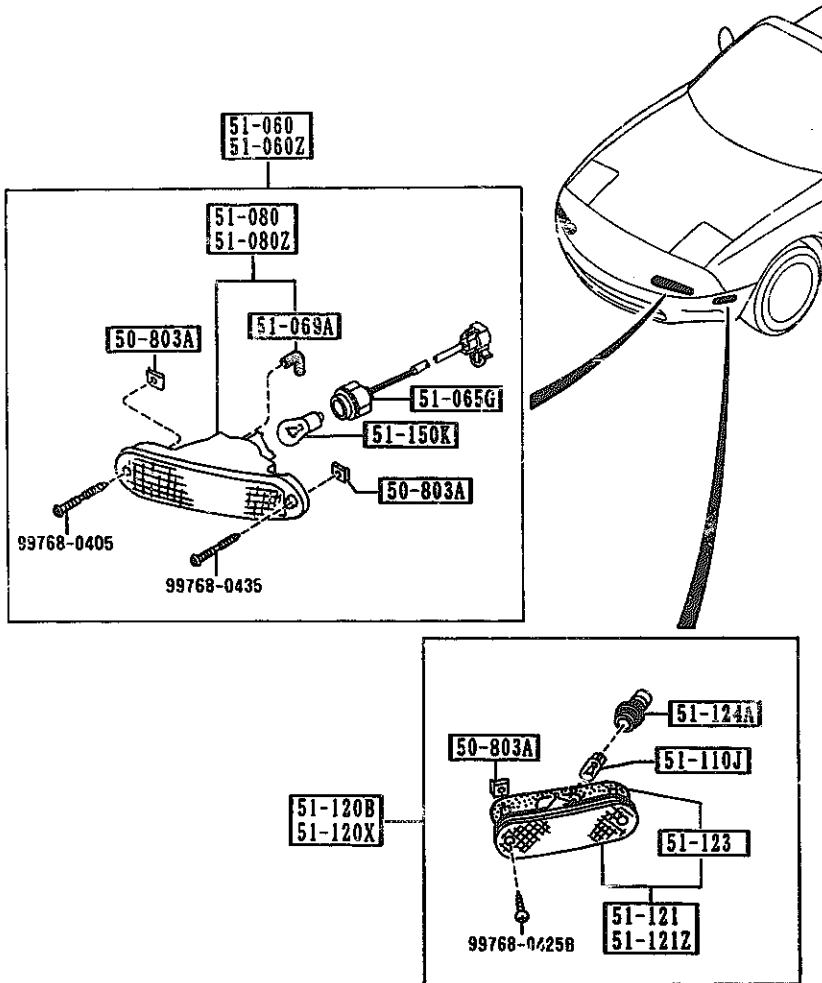
AUNA03

CAT. AUNA03-04

1994-10

5105 -2 \* FRONT COMBINATION LAMPS

5105 FRONT COMBINATION LAMPS



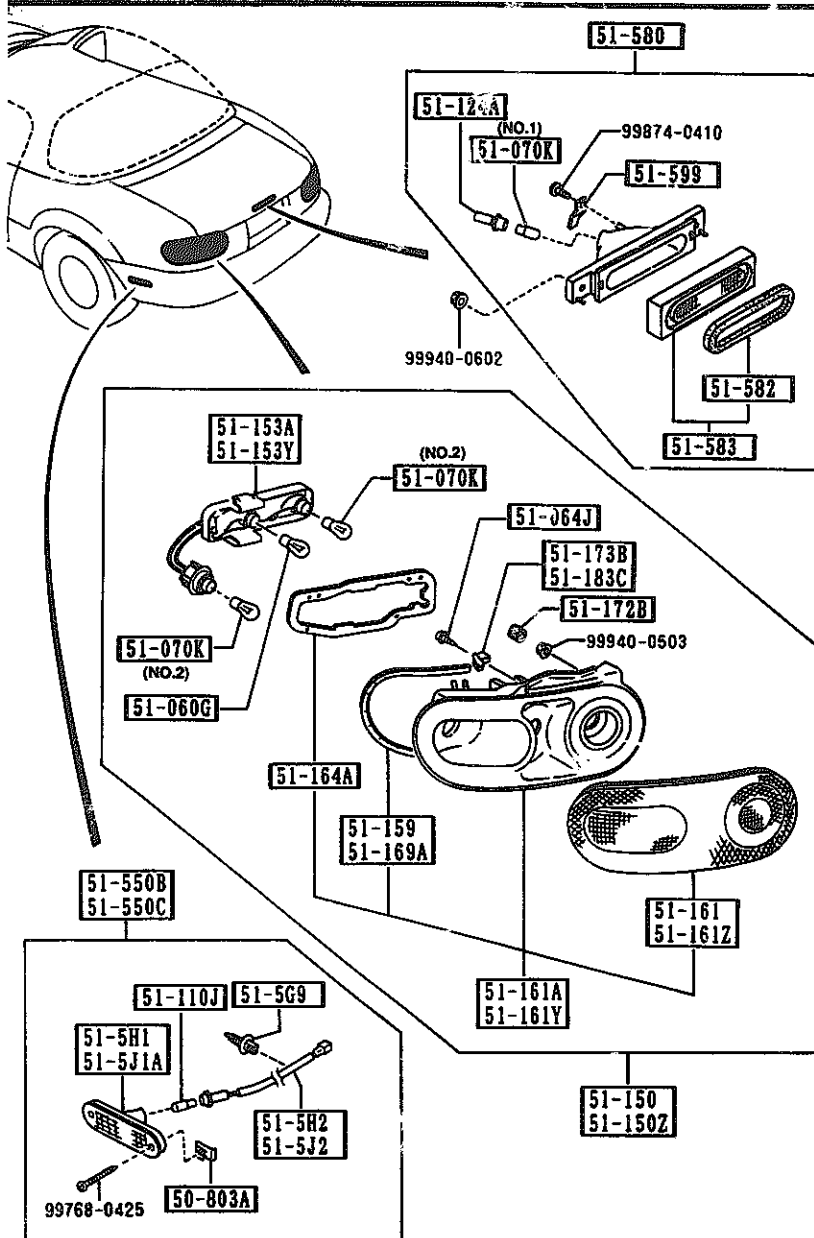
PART NO.	QTY	MODEL/RESTRICTION	MODEL/RESTRICTION	MODEL/RESTRICTION	FROM-TO
51-124A		SOCKET, SIDE TURN			
NA01-51-5E2	2				
51-150K		BULB			
99701-4278Y	2	A12V 27/8W			

AUNA03

CAT. AUNA03-04

1994-10

5110 REAR COMBINATION LAMPS



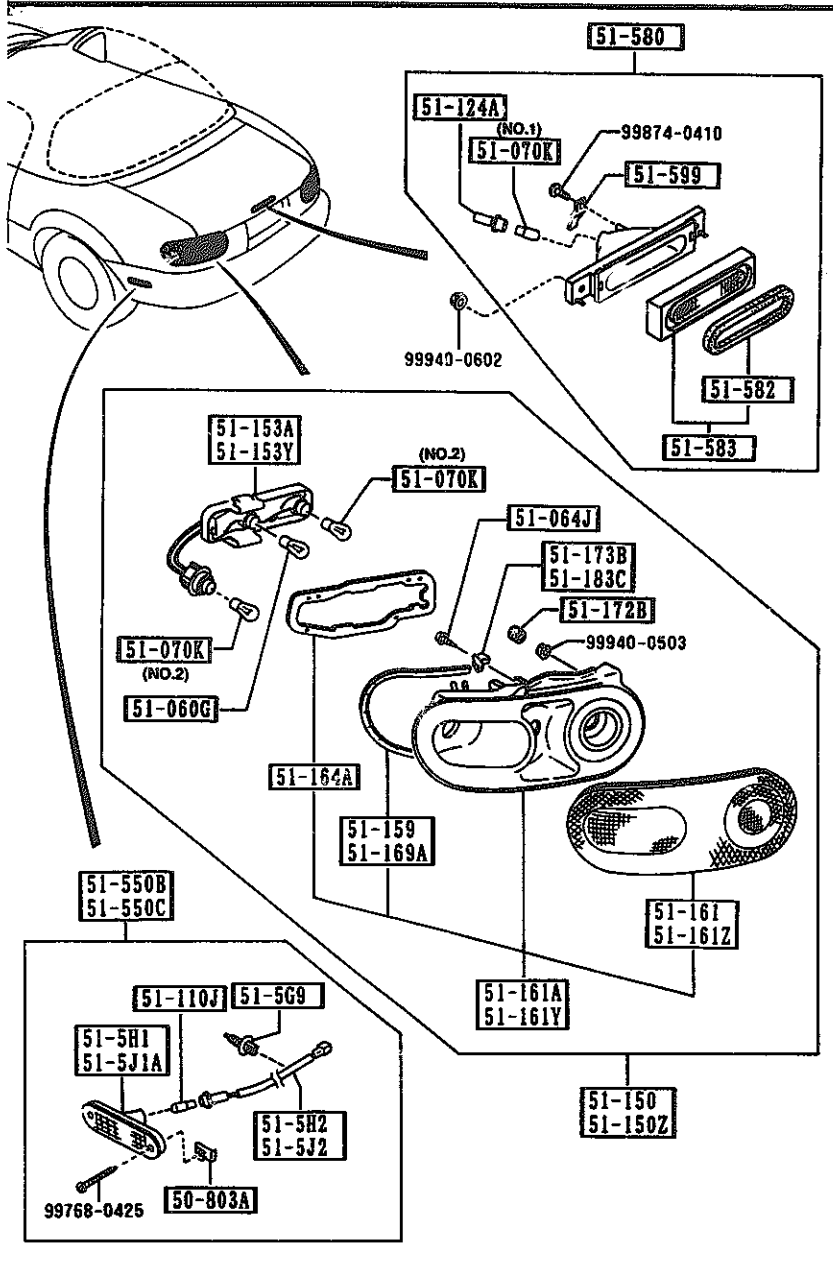
AUNA03

PART NO.	QTY	MODEL/RESTRICTION	MODEL/RESTRICTION	MODEL/RESTRICTION	FROM-TO
50-803A		NUT, SIDE PROTECTOR			
0158-50-803	4				
51-060G		BULB			
99701-4278	2	12V 27W/8W			
51-064J		SCREW, TAPPING			
NA01-F1-1E6	2				-3401
51-070K		BULB			
99700-7180	1	A12V 18.4W (ILLUST. NO.1)			
99701-3270	4	12V 27W (ILLUST. NO.2)			
51-110J		BULB			
99701-6038	2	12V 3.8W			
51-124A		SOCKET, SIDE TURN			
BJ38-51-584	1				
51-150		LAMP SET(R), RR.COMB.			
8BN1-51-150	1				
51-150Z		LAMP SET(L), RR.COMB.			
8BN1-51-160	1				
51-153A		SOCKET(R), RR.COMB.			
N001-51-155A	1				
51-153Y		SOCKET(L), RR.COMB.			
N001-51-165A	1				
51-159		PROTECTOR(R), 'A'			
NA01-51-159	1				
51-161		LENS(R), RR.COMB.			
NA01-51-15XB	1				
51-161A		LENS & BODY(R), RR COMB.			
3401 NA351H-418700					

CAT. AUNA03-04

1994-10

5110 REAR COMBINATION LAMPS



PART NO.	QTY	MODEL/RESTRICTION	MODEL/RESTRICTION	MODEL/RESTRICTION	FROM-TO
CONT'D					
NA01-51-170B	1				
51-161Y		LENS & BODY(L), RR CO			
NA01-51-180B	1	MB.			
51-161Z		LENS(L), RR.COMB.			
NA01-51-16XB	1				
51-164A		GASKET, RR.COMB.			
NA01-51-158	2				
51-169A		PROTECTOR(L), 'A'			
NA01-51-169	1				
51-172B		CAP			
G030-51-172	3				
51-173B		PROTECTOR(R), 'B'			
NA01-51-173	1				-3401
51-183C		PROTECTOR(L), 'B'			
NA01-51-183	1				-3401
51-509		CLIP			
NA01-51-509	8				
51-5H1		LENS & BODY(R), RR SI			
NA01-51-5H1C	1	DE TURN			
51-5H2		SOCKET(R), RR SIDE TU			
NA01-51-5H2A	1	RN			
51-5J1A		LENS & BODY(L), RR SI			
NA01-51-5J1C	1	DE TURN			
51-5J2		SOCKET(L), RR SIDE TU			
NA01-51-5J2A	1	RN			
51-550B		LAMP SET(R), SIDE TUR			
88N1-51-550	1	N-RR			
3401 NA351K-618700					

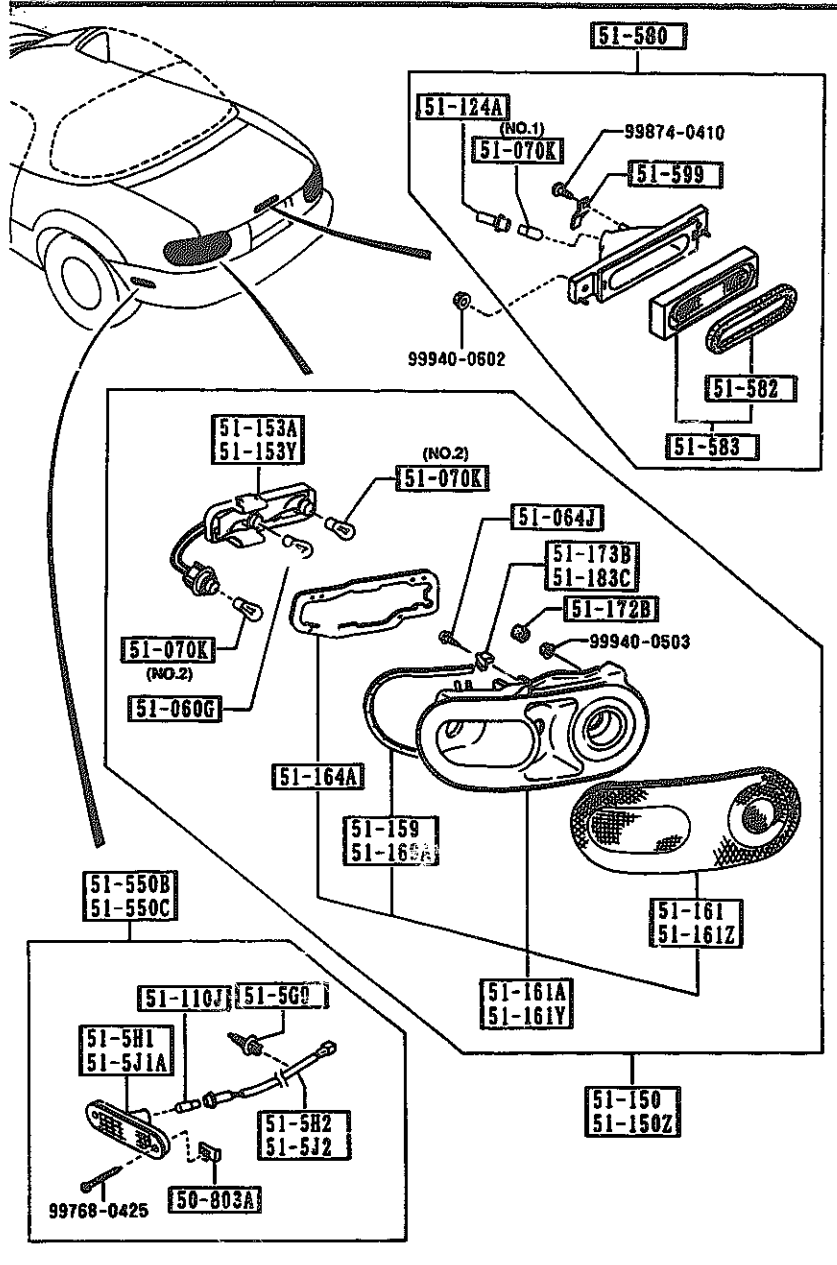
AUNA03

CAT. AUNA03-04

1994-10



5210 REAR COMBINATION LAMPS



PART NO.	QTY	MODEL/RESTRICTION	MODEL/RESTRICTION	MODEL/RESTRICTION	FROM-TO
51-550C		LAMP SET(L),SIDE TUR			
88N1-51-560	1	N-RR			
51-580		LAMP,STOP-HI.MOUNT.			
NA01-51-580B	1				
51-582		GASKET,STOP LAMP-HI.			
NA01-51-592B	1	MOUNT			
51-583		LENS,STOP LAMP-HI.MO			
NA01-51-58XA	1	UNT			
51-599		FASTENER,STOP LAMP-H			
NA01-51-599	1	I.			


AUNA03

CAT. AUNA03-04

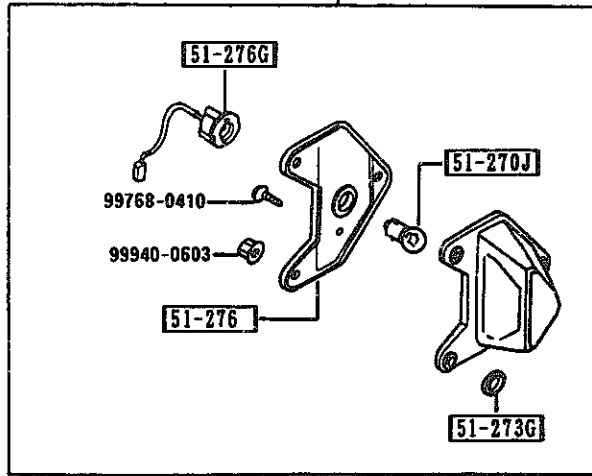
1994-10

5120 -1 # LICENSE LAMPS

5120 LICENSE LAMPS

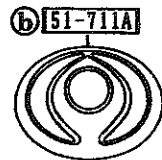

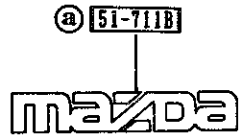
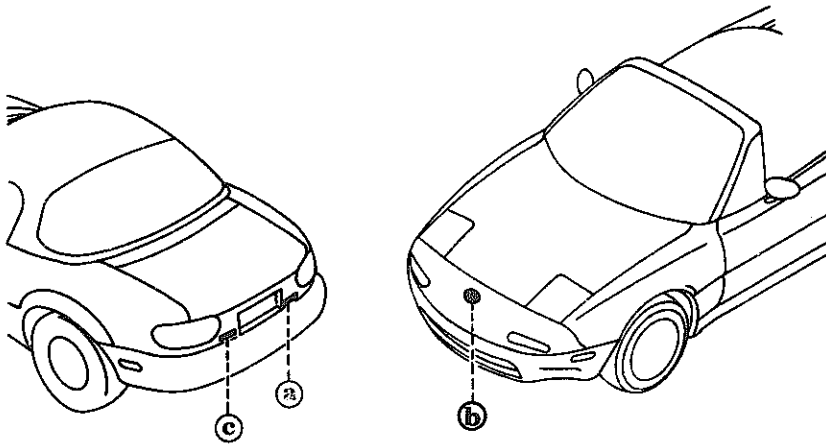


51-270



PART NO.	QTY	MODEL/RESTRICTION	MODEL/RESTRICTION	MODEL/RESTRICTION	FRON-TO
51-270		LAMP, LICENSE			
8BF1-51-270	2				
51-270J		BULB			
99701-2070	2	12V 7.5W			
51-273G		GASKET, LICENSE LAMP			
FB67-51-273	2				
51-276		SHADE, LAMP-LICENSE			
FB67-51-276	2				
51-276G		SOCKET, LICENSE LAMP			
FB67-51-272	2				

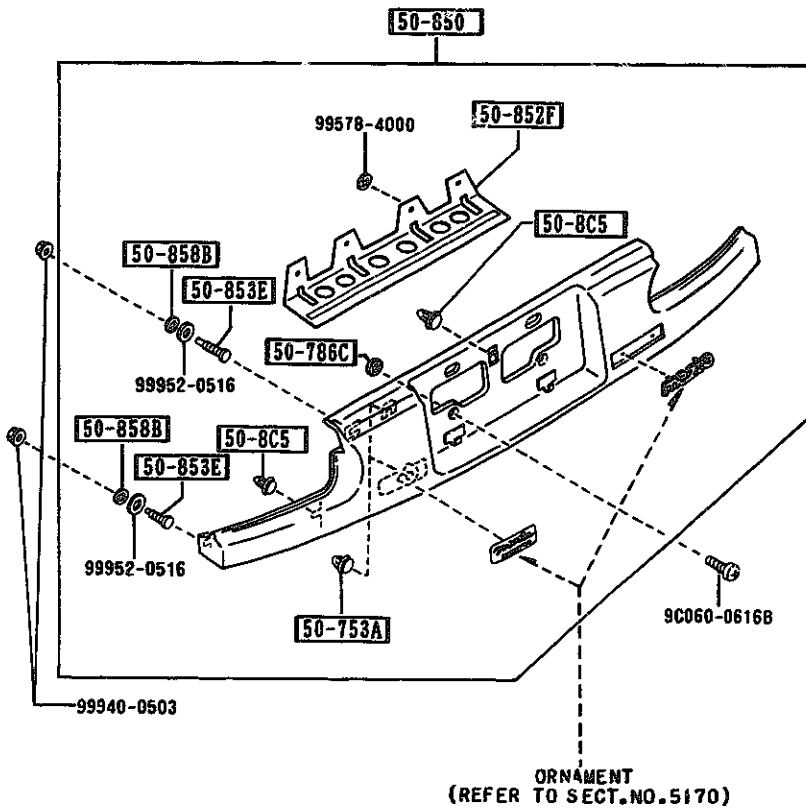
5170 ORNAMENTS



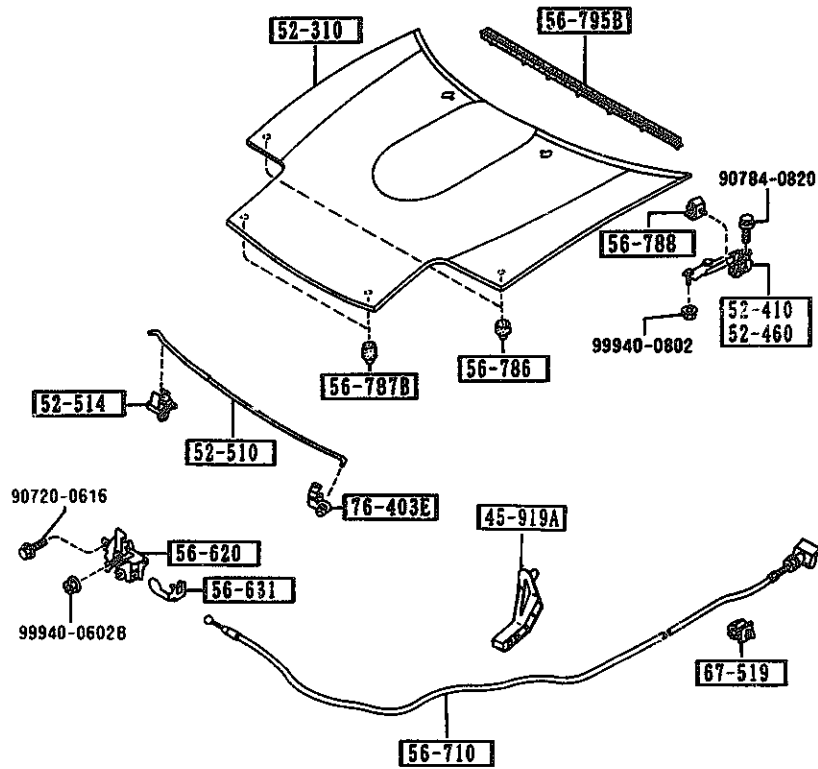
PART NO.	QTY	MODEL/RESTRICTION	MODEL/RESTRICTION	MODEL/RESTRICTION	FROM-TO
51-711A		ORNAMENT, FRONT			
BB1H-51-731	1				
51-711B		ORNAMENT, MAKER NAME-REAR			
NA01-51-711	1				
51-781		ORNAMENT, REAR			
NA01-51-721	1				
51-791B		LABEL, BILSTEIN			
NO21-51-790	1	(BILSTEIN DAMP.)			

5180 REAR FINISHER

5180 -1 \* REAR FINISHER



PART NO.	QTY	MODEL/RESTRICTION	MODEL/RESTRICTION	MODEL/RESTRICTION	FROM-TO
50-753A		FASTENER			
G043-50-753	4				
50-786C		GASKET			
G030-50-786	2				
50-8C5		CLIP			
B467-50-8C5	3				
50-850		FINISHER, REAR			
NA01-50-850G	1				
DU	EXT-	DU MARINER BLUE			
HU	EXT-	HU NEO GREEN			
HZ	EXT-	HZ SUNBURST YELLOW			
PZ	EXT-	PZ BRILLIANT BLACK			
SU	EXT-	SU CLASSIC RED			
UC	EXT-	UC CRYSTAL WHITE			
3L	EXT-	3L SILVER STONE METALLIC			
50-852F		REINFORCEMENT			
NA01-50-852	1				
50-853E		BOLT, GARNISH-RR			
LA01-50-853	4				
50-858B		GASKET, REAR FINISHER			
B388-50-855	4				



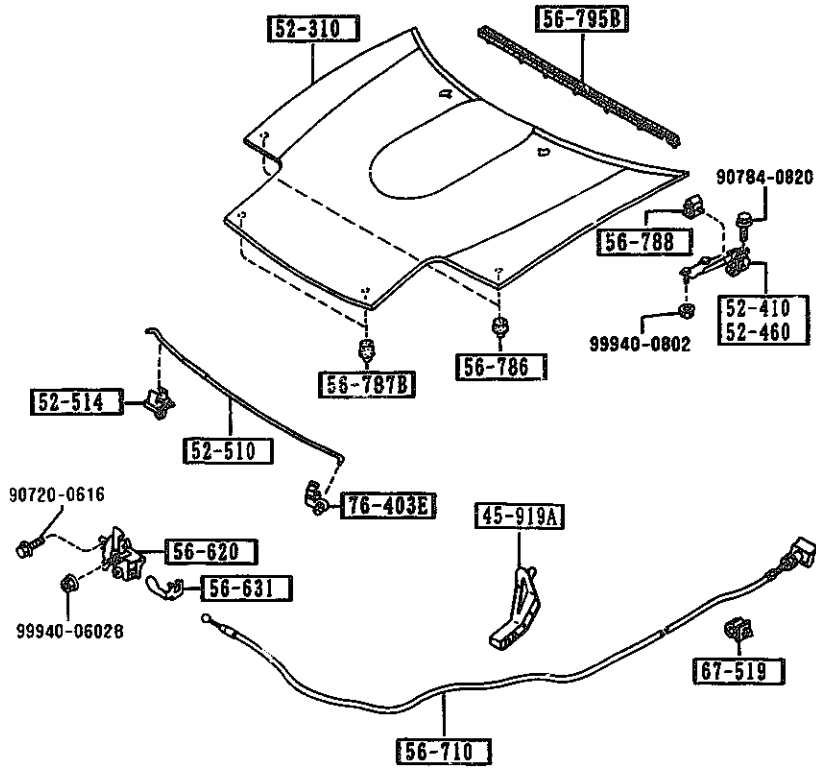
PART NO.	QTY	MODEL/RESTRICTION	MODEL/RESTRICTION	MODEL/RESTRICTION	FROM-TO
45-919A		HOLDER, PIPE			
H115-45-916A	1				
52-310		BONNET			
MAY1-52-310B	1				
52-410		HINGE (R), BONNET			
NA01-52-410A	1				
52-460		HINGE (L), BONNET			
NA01-52-420A	1				
52-510		STAY, BONNET			
NA01-56-650	1				
52-514		HOLDER, ROD			
G030-56-693	1				
56-620		LOCK, BONNET			
NA01-56-629A	1				
56-631		FASTENER, BONNET RELEASE			
LA01-56-631	1				
56-710		WIRE, RELEASE-BONNET			
NA01-56-720D	1				
00	INT-	NA0 NA1 NA2 BLACK			
56-786		RUBBER (C), CUSHION-BONNET			
NA01-56-787	2				
56-787B		RUBBER, CUSHION-BONNET FRT			
FB01-56-787A	2				
56-788		RUBBER, CUSHION-BONNET RR			
NA01-56-78X	2				
56-795B		WEATHERSTRIP, BONNET-REAR			
NA01-56-760	1				



AUNA03

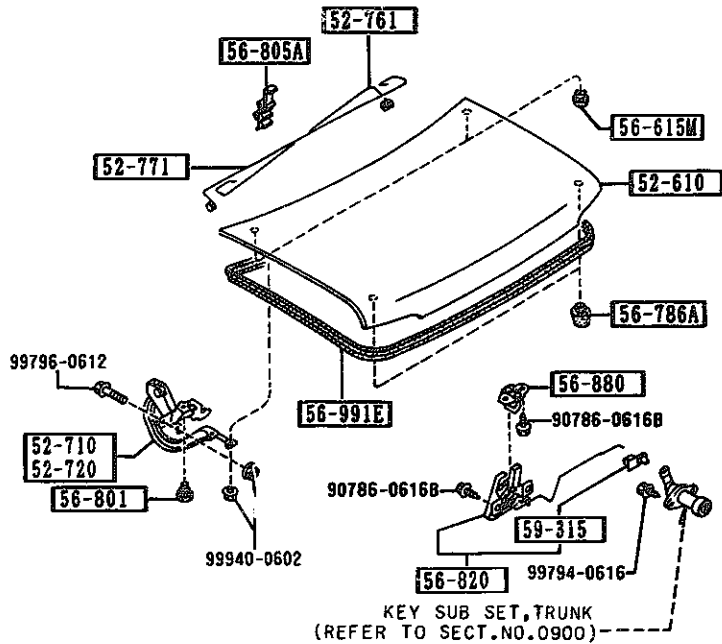
CAT. AUNA03-04

1994-10



PART NO.	QTY	MODEL/RESTRICTION	MODEL/RESTRICTION	MODEL/RESTRICTION	FROM-TO
67-519		CLIP, PIPE			
G030-67-519	1				
76-403E		HOLDER, ROD			
B092-52-518	1				

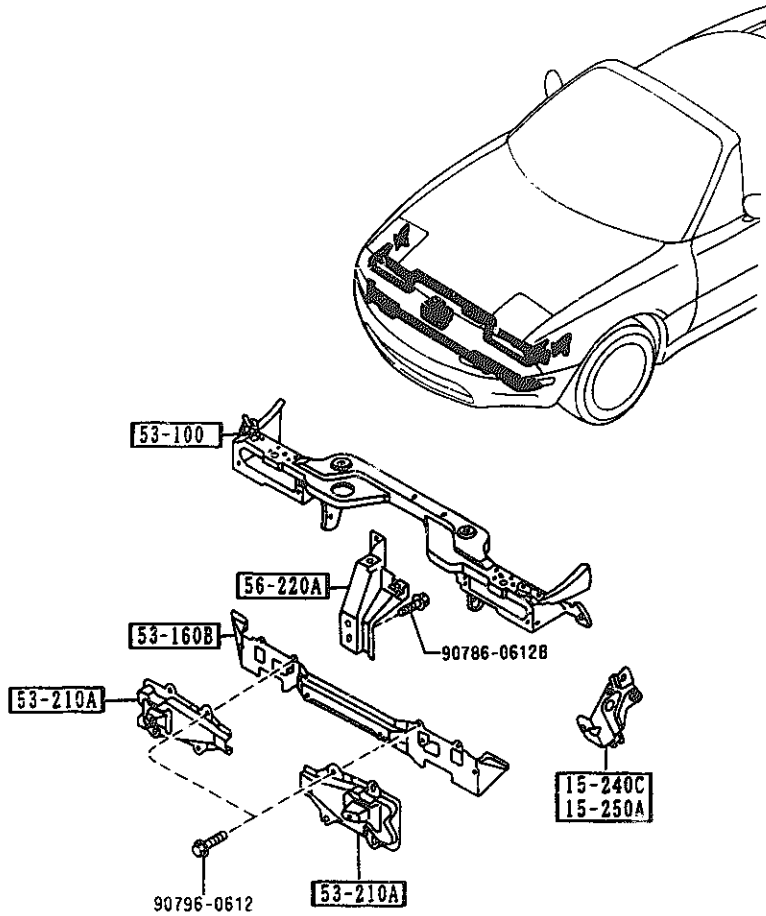




PART NO.	QTY	MODEL/RESTRICTION	MODEL/RESTRICTION	MODEL/RESTRICTION	FROM-TO
52-610		LID, TRUNK			
NAY1-2-610B	1				
52-710		HINGE(R), TRUNK LID			
NA01-52-710A	1				
52-720		HINGE(L), TRUNK LID			
NA01-52-720A	1				
52-761		SPRING(R), BALANCE			
NA01-52-791A	1				
52-771		SPRING(L), BALANCE			
NA01-52-792A	1				
56-615M		PLUG, DRAIN			
NA01-56-051	2				
56-786A		RUBBER, CUSHION			
B481-56-786	2				
56-801		CUSHION, LID HINGE			
NA01-56-803	2				
56-805A		HOLDER, BALANCE SPRING			
NA01-56-805	1				
56-820		LOCK, LID			
N007-56-820	1				
56-880		STRIKER, LID			
NA01-56-840	1				
56-991E		WEATHERSTRIP, LID			
NA01-56-951	1				
59-315		CLIP			
G030-59-315	1				

5310 FRONT PANELS

5310 -1 \* FRONT PANELS



PART NO.	QTY	MODEL/RESTRICTION	MODEL/RESTRICTION	MODEL/RESTRICTION	FROM-TO
15-240C		BRACKET(R), RADIATOR			
B61P-15-240 AN(B61P-15-240A)	1				-3513
B61P-15-240A	1				3513-
15-250A		BRACKET(L), RADIATOR			
B61P-15-250 AN(B61P-15-250A)	1				-3513
B61P-15-250A	1				3513-
53-100		PANEL, RAD. SHROUD			
NA01-53-100F	1				
53-160B		MEMBER, CROSS			
NA01-53-16XC	1				
53-210A		BRACKET, BUMPER			
NA01-54-180	2				
56-220A		STAY, LOCK-BONNET			
NA01-56-221B	1				
3513 NA351*-420883					

AUNA03

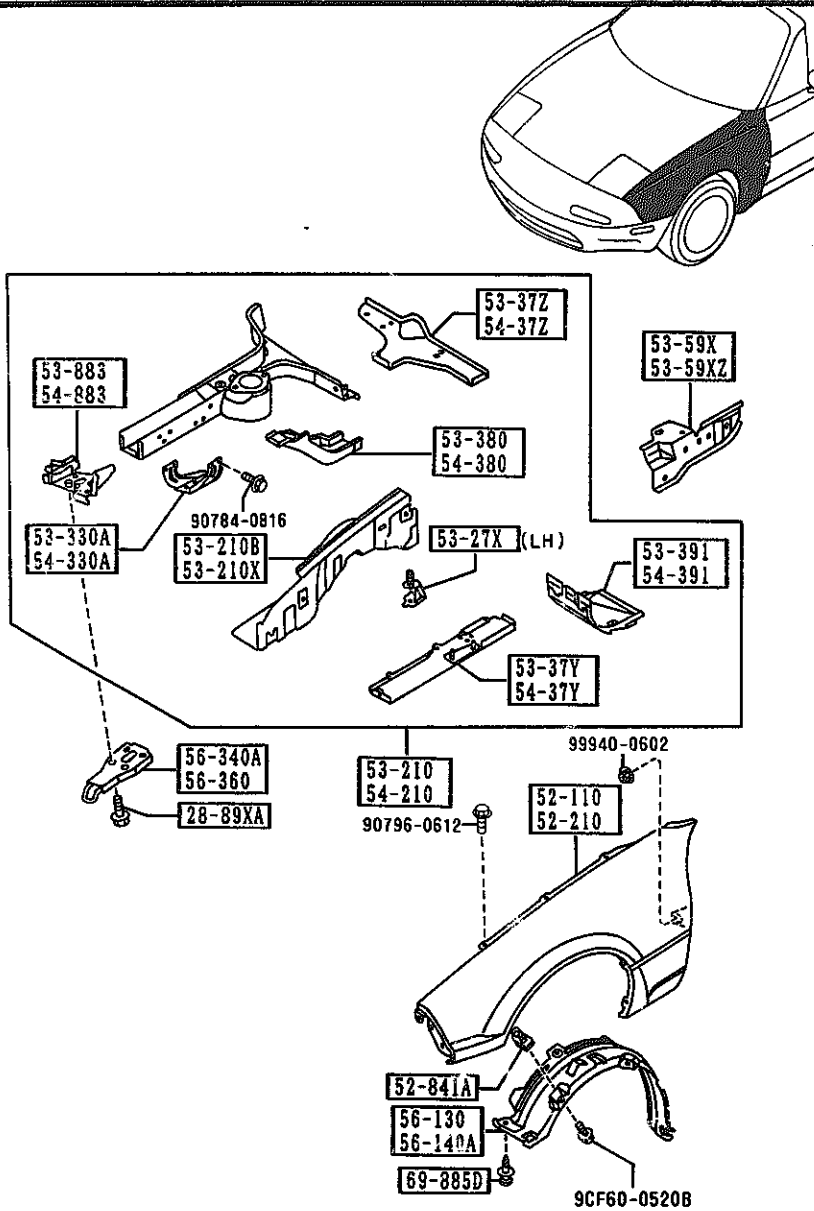
CAT. AUNA03-04

1994-10



5320 -1 FENDER & WHEEL APRON PANELS

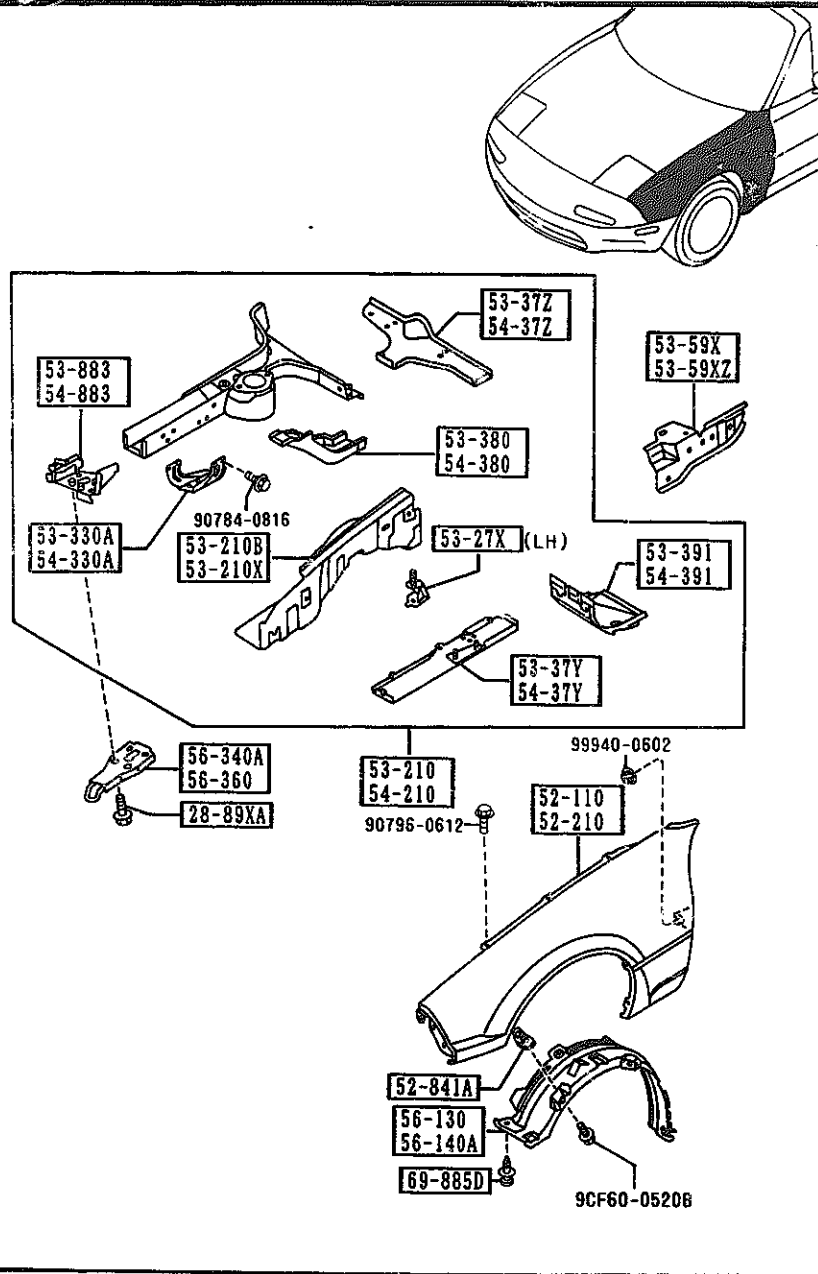
5320 FENDER & WHEEL APRON PANELS



PART NO.	QTY	MODEL/RESTRICTION	MODEL/RESTRICTION	MODEL/RESTRICTION	FROM-TO
28-89XA GJ21-28-89X	6	BOLT, CROSS MEMBER			
52-110 NAY1-52-110	1	PANEL (R), FENDER-FRT.			
52-210 NAY1-52-210	1	PANEL (L), FENDER-FRT.			
52-841A LA01-56-135	10	NUT, CLIP			
53-210 NAY1-53-200D	1	PANEL (R), WHEEL APRON			
53-210B NA01-53-210E	1	PANEL (R), WHEEL APRON			
53-210X NA01-54-210F	1	PANEL (L), WHEEL APRON			
53-27X NA01-54-36X	1	BRKT, AIR CLNR-WHL APRON			
53-330A NA01-53-330	1	BRACKET (R), STABILIZER			
53-37Y NA01-53-37Y	1	FRAME (UP., R), FRONT-FRT			
53-37Z NA01-53-37ZA	1	FRAME (UP. R), FRONT-REAR			
53-380 NA01-53-380	1	REINFORCEMENT (R)			
53-391 NA01-53-391	1	BOX (R), TORQUE			
53-59X NA01-53-591	1	REINF. (R), WHEEL APRON			

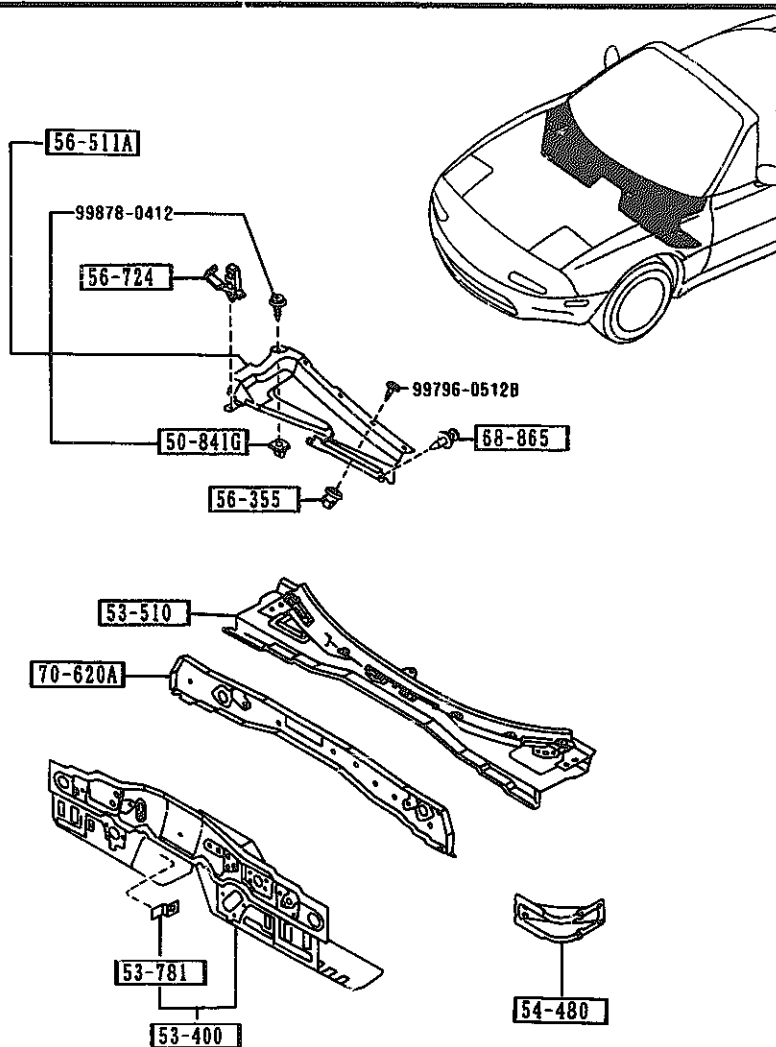
5320 -2 \* FENDER & WHEEL APRON PANELS

5320 FENDER & WHEEL APRON PANELS



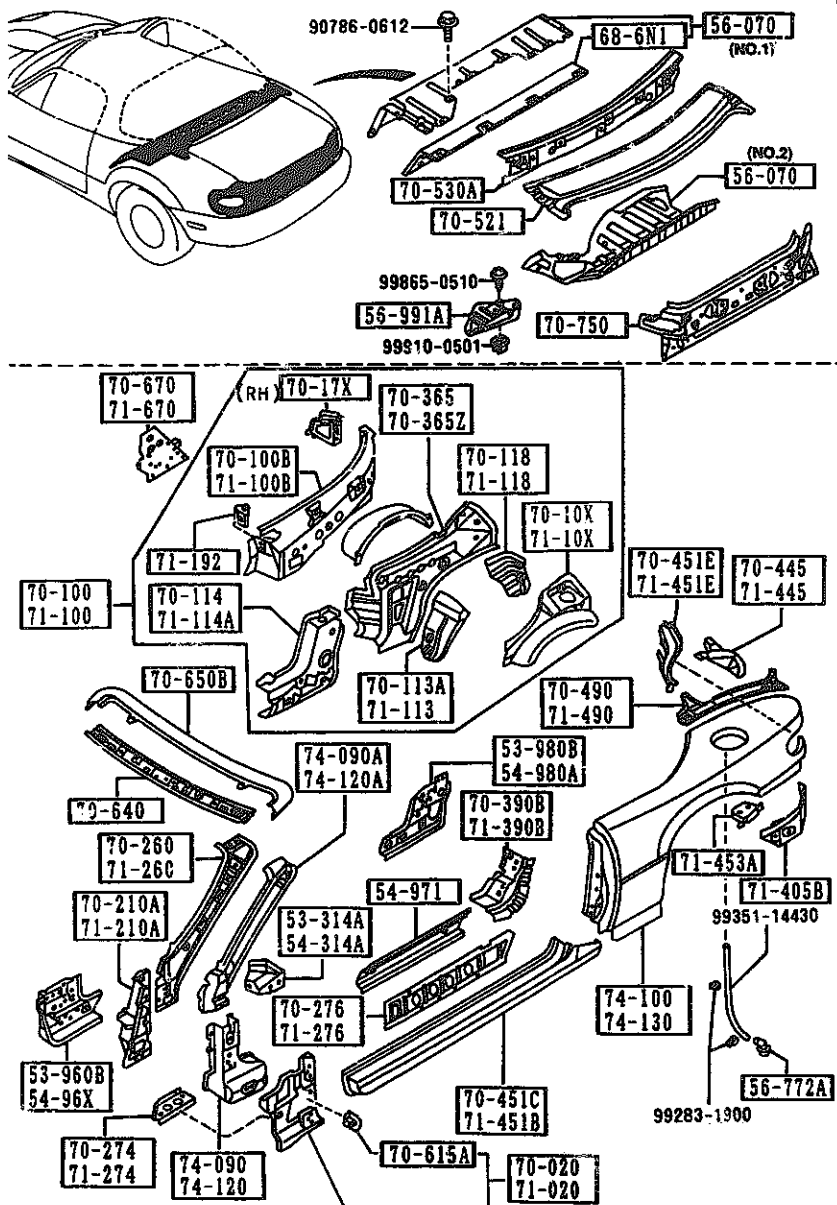
PART NO.	QTY	MODEL/RESTRICTION	MODEL/RESTRICTION	MODEL/RESTRICTION	FROM-TO
53-59XZ NA01-54-590	1	REINF.(L),WHEEL APRON			
53-883 NA01-53-32XB	1	REINF.(R),TIE DOWN HOOK			
54-210 NAY1-54-200D	1	PANEL(L),WHEEL APRON			
54-330A NA01-54-330	1	BRACKET(L),STABILIZER			
54-37Y NA01-54-37Y	1	FRAME(CUP.,L),FRONT-FRT			
54-37Z NA01-54-37ZA	1	FRAME(CUP.L),FRONT-REAR			
54-380 NA01-54-380B	1	FRAME(L),FRONT-REAR			
54-391 NA01-54-391	1	BOX(L),TORQUE			
54-883 NA01-54-32XC	1	REINF.(L),TIE DOWN HOOK			
56-130 NA01-56-131A	1	GUARD(R),MUD			
56-140A NA01-56-141C	1	GUARD(L),MUD			
56-340A NA01-56-34XC	1	HOOK(R),TIE DOWN-FRONT			
56-360 NA01-56-34YC	1	HOOK(L),TIE DOWN-FRONT			
69-885D NA01-56-145	10	FASTENER			

5330 DASH & COWL PANELS



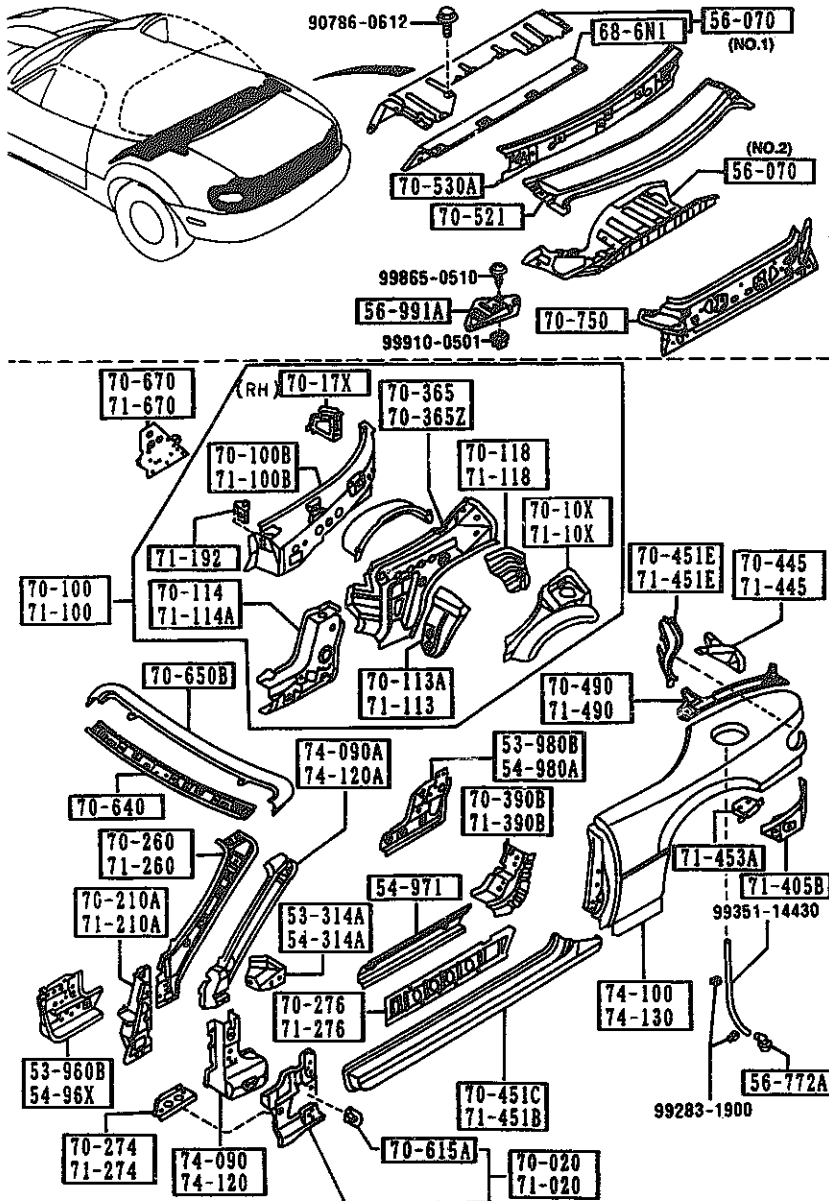
PART NO.	QTY	MODEL/RESTRICTION	MODEL/RESTRICTION	MODEL/RESTRICTION	FROM-TO
50-841G		GROMMET, SCREW			
F044-51-912	1				
53-400		PANEL, DASH-LOWER			
NA01-54-400G	1				
53-510		PANEL, DASH-UPPER			
NA01-53-510D C (NA01-53-510E)	1				-3510
NA01-53-510E	1				3510-
53-781		BRACKET, GRILLE-C			
0305-53-781A	1				
54-480		JUNCTION, DASH SIDE-S SILL			
NA01-54-480	2				
56-355		GROMMET, SCREW-BAFFLE			
G211-56-355A	4				
56-511A		COVER, BAFFLE-COWL PA NEL			
NA01-56-35X	1				
56-724		CLIP 'B', WIRE-BONNET			
H260-56-724	1				
68-865		FASTENER			
B040-68-865A	2				
00	INT-	NA0 NA1 NA2 BLACK			
70-620A		PANEL, COWL-FRONT			
NA01-70-62Y8	1				
NA01-53-510D C NA01-53-510E FC66-57-K98	1 2		3510 NA351X-420811		

5340 SIDE PANELS



PART NO.	QTY	MODEL/RESTRICTION	MODEL/RESTRICTION	MODEL/RESTRICTION	FROM-TO
53-314A		BRACKET (R), INST.			
NA01-70-071A	1				
53-960B		SILL (FRT. R), SIDE-INNER			
NA01-53-960B	1				
53-980B		SILL (RR. R), SIDE-INNER			
NA01-53-980B	1				
54-314A		BRACKET (L), INST.			
NA01-71-071A	1				
54-96X		SILL (FRT. L), SIDE-INNER			
NA01-54-96XB	1				
54-971		SILL (C), SIDE-INNER			
NA01-54-971	2				
54-980A		SILL (RR. L), SIDE-INNER			
NA01-54-980B	1				
56-070		PANEL, BULK HEAD			
NA01-70-51Y	1	(ILLUST. NO.2)			
NA01-56-39Y	1	(ILLUST. NO.1)			
AN(NA01-56-39YA)					
NA01-56-39YA	1	(ILLUST. NO.1)			2825-
56-772A		PIPE, DRAIN-RR FENDER			
NA01-56-772	1				
56-991A		COVER, SERVICE HOLE			
NA01-56-971	1				
68-6N1		INSULATOR, BALK HEAD PANEL			
NA01-68-6N1	1				
70-02C		PANEL (R), COWL SIDE			
NA01-70-020B	1				
70-16X		PANEL (R), QUARTER			
NA01-70-111C	1				
2825 NA351H-401320					

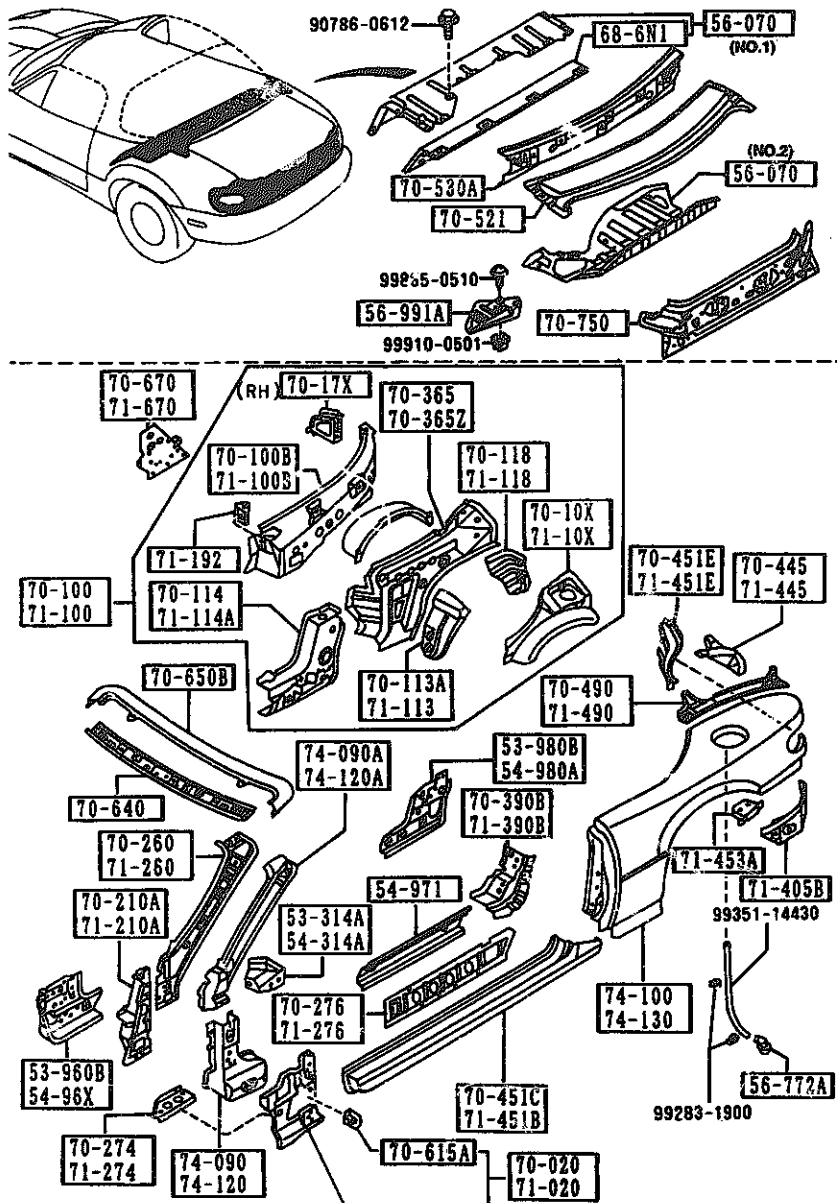
5340 SIDE PANELS



5340 -2 SIDE PANELS

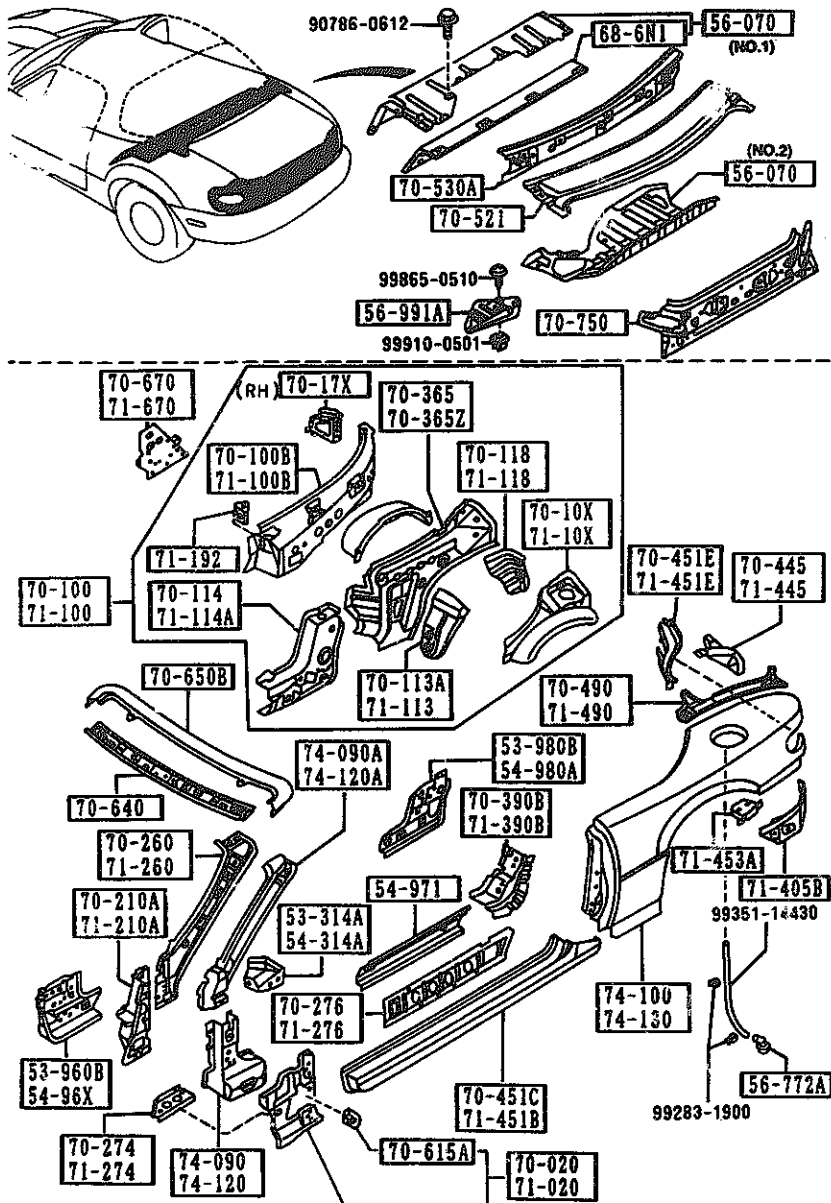
PART NO.	QTY	MODEL/RESTRICTION	MODEL/RESTRICTION	MODEL/RESTRICTION	FROM-TO
70-100		PANEL (R), QUARTER			
NA01-70-100L	1				
70-100B		PANEL (R), INSIDE			
NA01-70-19XB	1				
70-113A		PLATE (R), SEAL			
NA01-70-11Z	1				
70-114		PLATE (R), END			
NA01-70-12XA	1				
70-118		PROTECTOR (R), SPLASH			
NA01-70-15X	1				
70-17X		BRKT, BATT. CLAMP-QTR PANEL			
NA01-70-17XA	1				
70-210A		PILLAR (R), HINGE			
NA01-70-230	1				
70-260		PILLAR (R), FRT.-INNER			
NA01-70-240B	1				
70-274		GUSSET (R), SIDE SILL OUTER			
NA01-70-274	1				
70-276		REINF. (R), SIDE SILL			
NA01-70-275	1				
70-365		REINF. (R), BELT LINE-C.PIL			
NA01-70-116A	1				
70-365Z		REINF. (L), BELT LINE-C.PIL			
NA01-71-116B AN(NA01-71-116C)	1				-3304
NA01-71-116C	1				3304-
70-390B		REINF. (R), STRIKER			
NA01-70-460	1				
3304 NA351H-416556					

5340 SIDE PANELS



PART NO.	QTY	MODEL/RESTRICTION	MODEL/RESTRICTION	MODEL/RESTRICTION	FROM-TO
70-445		GUSSET(R), REAR FENDER			
NA01-70-445	1	R-RR			
70-451C		SILL(R), SIDE OUT.			
NA01-70-270B	1				
70-451E		HOUSING(R), LAMP-RR FENDER			
NA01-70-J30	1				
70-490		RAIL(R), RAIN-REAR			
NA01-70-440A	1				
70-521		PANEL, REAR DECK			
NA01-70-521A	1				
70-530A		MEMBER, REAR DECK			
NA01-70-530A	1				
70-615A		BRACKET, FENDER			
B092-70-970A	2				
70-640		HEADER, FRONT			
NA01-70-640	1				
70-650B		HEADER, FRONT-UPPER			
NA01-70-650	1				
70-670		PLATE(R), CLOSING-QTR PANEL			
NA01-70-670	1				
70-750		PANEL, REAR END			
NA01-70-750G	1				
71-020		PANEL(L), COWL SIDE			
NA01-71-020B	1				
71-10X		PANEL(L), QUARTER			
NA01-71-11XA A (NA01-71-11XB)	2				-2828
NA01-71-11XB	1				2828-
2828 NA351*-407078					

5340 SIDE PANELS



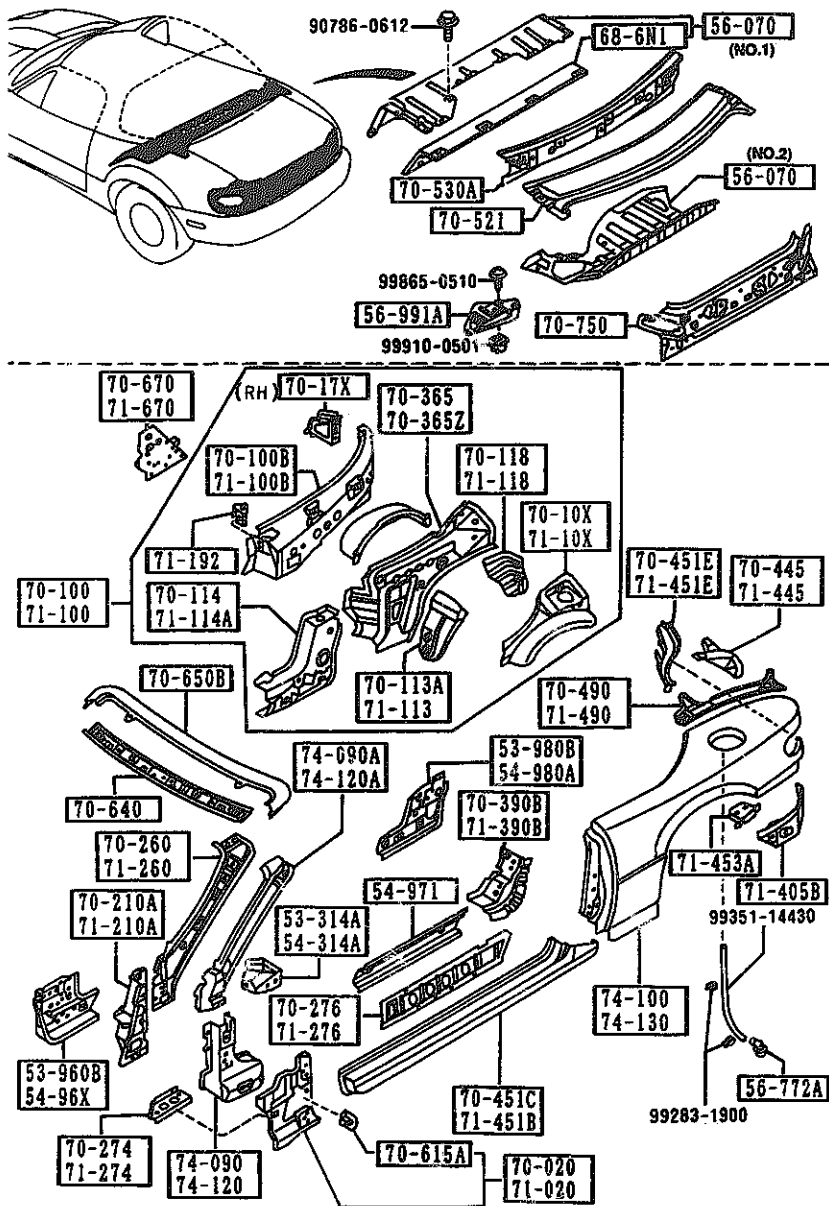
PART NO.	QTY	MODEL/RESTRICTION	MODEL/RESTRICTION	MODEL/RESTRICTION	FROM-TO
71-100		PANEL(L), QUARTER			
NA01-71-100G	1				
71-100B		PANEL(L), INSIDE			
NA01-71-19XB	1				
71-113		PLATE(L), SEAL			
NA01-71-11Z	1				
71-114A		JUNCTION(L), CORNER-0/PANE			
NA01-71-12XA	1				
71-118		PROTECTOR(L), SPLASH			
NA01-71-15XA	1				
71-192		BRKT,CAP-QUARTER PANEL			
NA01-71-192	2				
71-210A		PILLAR(L), HINGE			
NA01-71-230	1				
71-260		PILLAR(L), FRT.-INNER			
NA01-71-240B	1				
71-274		GUSSET(L), SIDE SILL OUTER			
NA01-71-274	1				
71-276		REINF.(L), SIDE SILL			
NA01-71-275	1				
71-390B		REINF.(L), STRIKER			
NA01-71-460	1				
71-405B		PANEL(L), RR FENDER-LOWER			
NA01-71-421	1				
71-445		GUSSET(L), REAR FENDER-RR			
NA01-71-445	1				
71-451B		SILL(L), SIDE OUT.			
NA01-71-270B	1				

AUNA03

CAT. AUNA03-04

1994-10

5340 SIDE PANELS



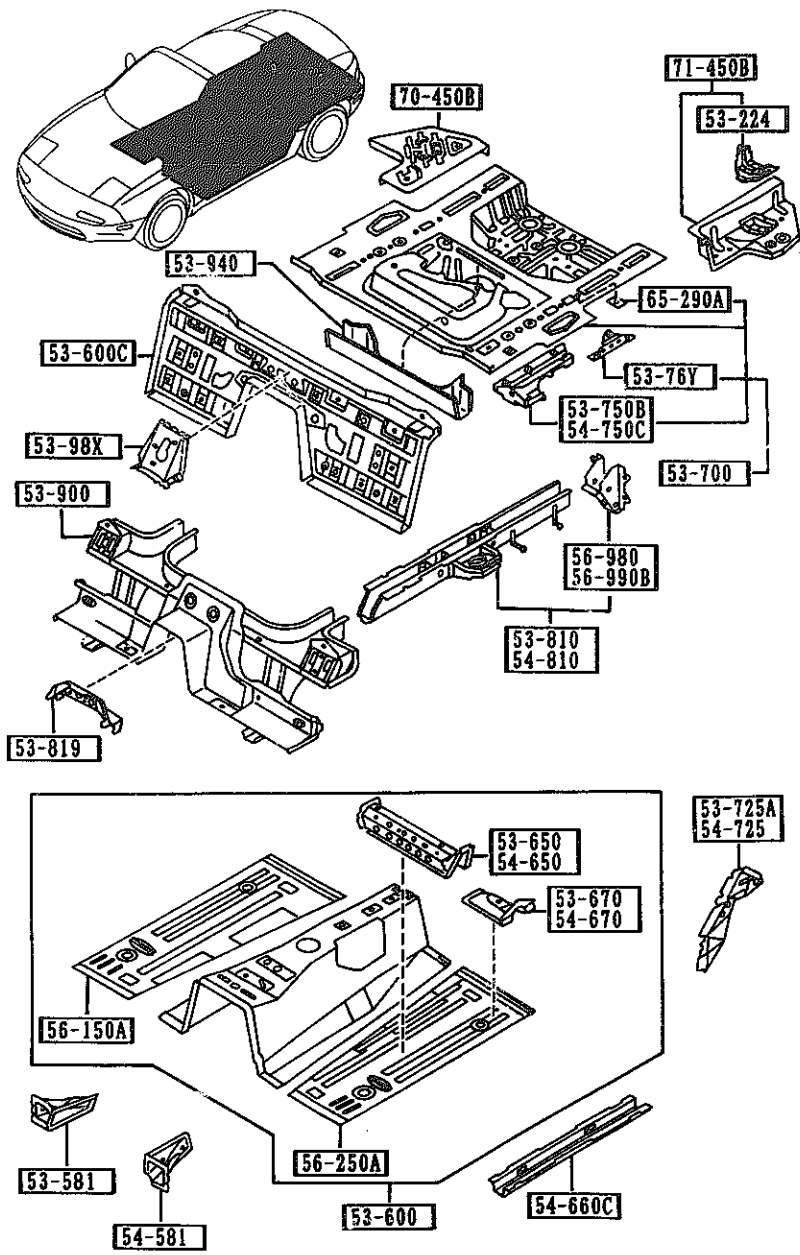
PART NO.	QTY	MODEL/RESTRICTION	MODEL/RESTRICTION	MODEL/RESTRICTION	FROM-TO
71-451E		HOUSING(L), LAMP-RR F			
NA01-71-J30	1	ENDER			
71-453A		BRKT(L), TRK. BOARD-FE			
NA01-71-453	1	NDER			
71-490		RAIL(L), RAIN-REAR			
NA01-71-440A	1				
71-670		PLATE(L), CLOSING-QTR			
NA01-71-670B	1	PANEL			
74-090		PILLAR(R), HINGE-OUT.			
NA01-70-280B	1				
74-090A		PILLAR(R), FRONT-OUT.			
NA01-70-210	1				
74-100		PANEL(R), FENDER-REAR			
NAY1-70-400B	1				
74-120		PILLAR(L), HINGE-OUT.			
NA01-71-280B	1				
74-120A		PILLAR(L), FRONT-OUT.			
NA01-71-210	1				
74-130		PANEL(L), FENDER-REAR			
NAY1-71-400B	1				

2-17



5370 FLOOR PANELS

5370 -1 FLOOR PANELS

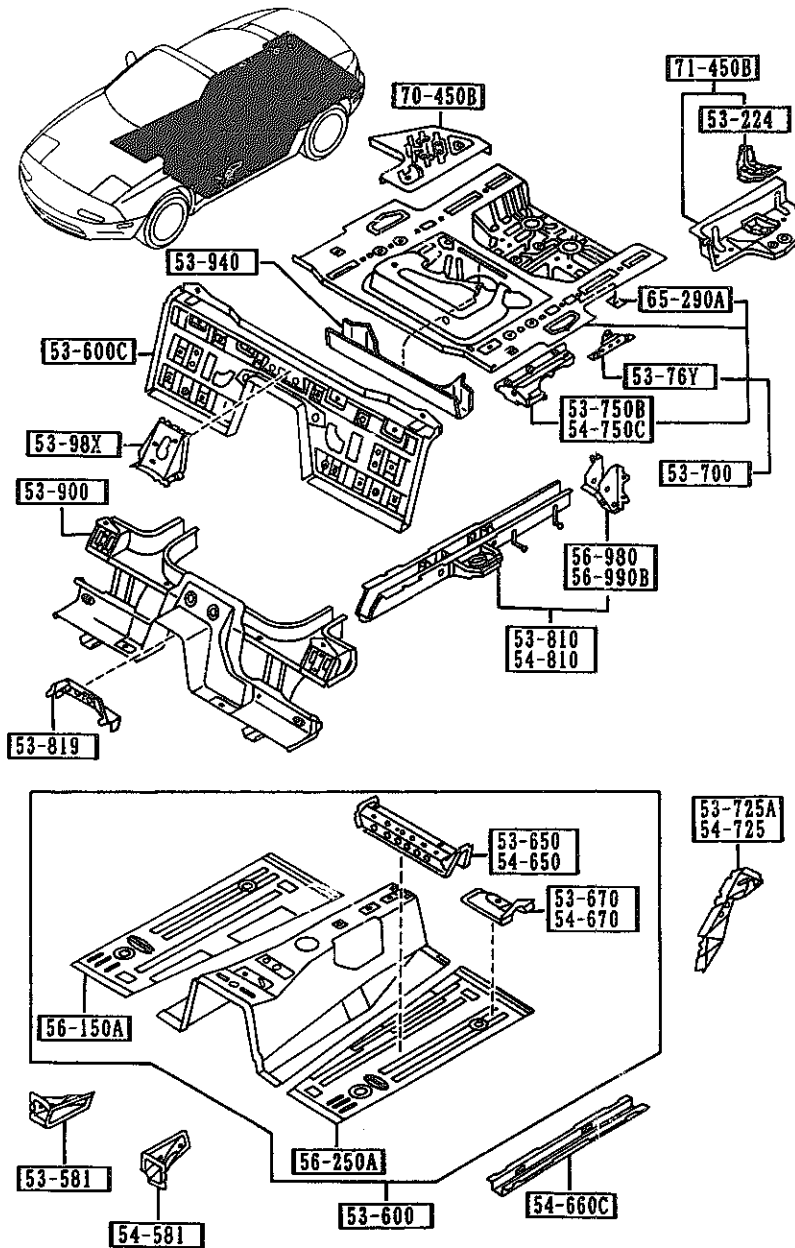


PART NO.	QTY	MODEL/RESTRICTION	MODEL/RESTRICTION	MODEL/RESTRICTION	FROM-TO
53-224		BRACKET, JACK			
B455-53-750C	1				
53-581		JUNCTION(R), FRT. FLOOR			
NA01-53-482	1				
53-600		PAN, FLOOR-FRONT			
NA01-53-600A	1				
53-600C		PAN, FLOOR-CENTER			
NA01-53-720	1				
53-650		MEMBER NO. 2(R), CROSS-FLOOR			
NA01-53-650	1				
53-670		BRKT(R), SEAT-F. FLOOR PAN			
NA01-53-670	1				
53-700		PAN, FLOOR-REAR			
NA01-53-710B	1				
53-725A		GUSSET NO. 3(R), C.FLOOR PAN			
NA01-53-725A	1				
53-750B		PLATE(R), SIDE-REAR FLOOR			
NA01-53-750	1				
53-76Y		PLATE, NUT-TRUNK FLOOR PAN			
NA01-53-760	2				
53-810		FRAME(R), REAR SIDE			
NA01-53-810F	1				
53-819		BRACKET, PARKING CABLE-FLOOR			
NA01-53-819	1				
53-900		MEMBER NO. 3, CROSS			
NA01-53-900B	1				
53-940		MEMBER NO. 4, CROSS			
NA01-53-931	1				

AUNA03

CAT. AUNA03-04

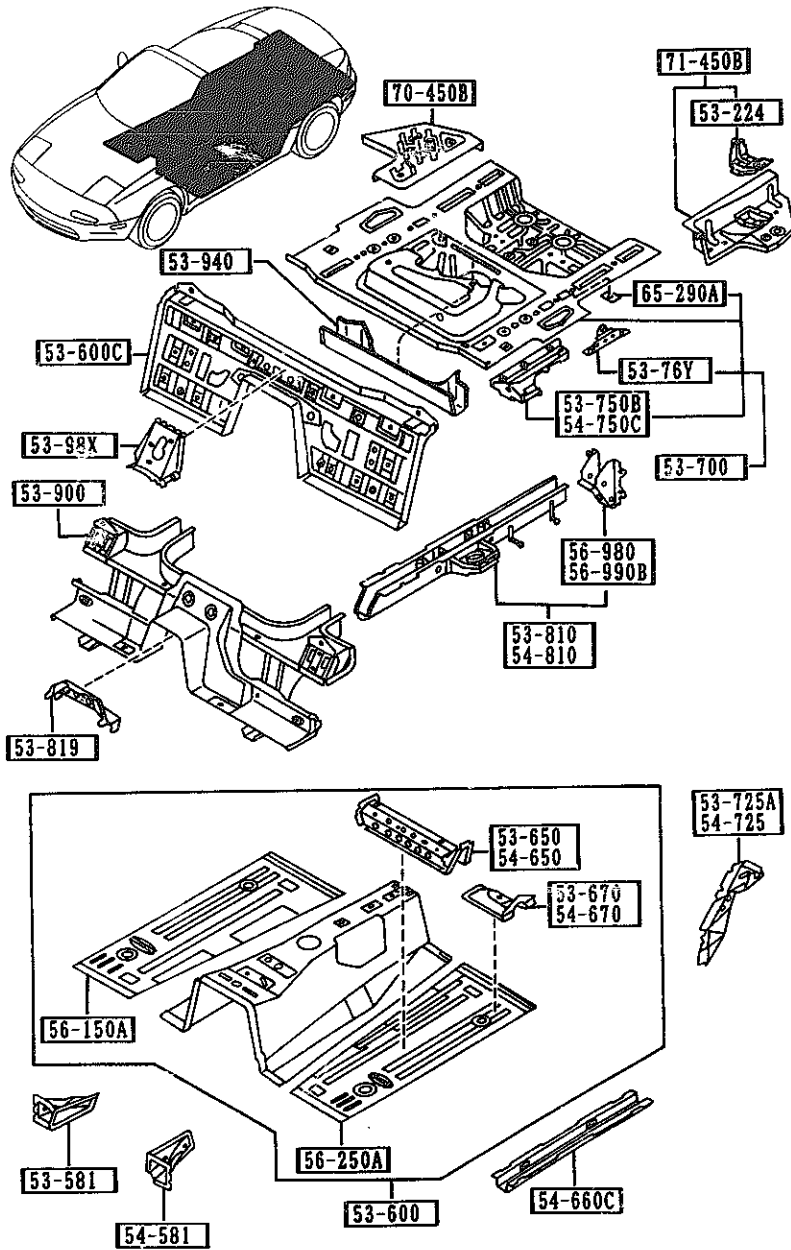
1994-10



PART NO.	QTY	MODEL/RESTRICTION	MODEL/RESTRICTION	MODEL/RESTRICTION	FROM-TO
53-98X NA01-53-880A	1	GUSSET, FRONT FLOOR P AN			
54-581 NA01-54-482	1	JUNCTION(L), FRT. FLO OR			
54-650 NA01-54-650	1	MEMBER NO.2(L), CROSS -FLOOR			
54-660C NA01-54-660B	2	FRAME, FRONT-FRT FLOO R PAN			
54-670 NA01-54-670	1	BRKT(L), SEAT-F. FLOOR PAN			
54-725 NA01-54-725A	1	GUSSET NO.3(L), C.FLO OR PAN			
54-750C NA01-54-750	1	PLATE(L), SIDE-REAR F LOOR			
54-810 NA01-54-810F	1	FRAME(L), REAR SIDE			
56-150A NA01-53-602	1	PAN(R), FLOOR			
56-250A NA01-54-610	1	PAN(L), FLOOR			
56-980 NA01-53-830C	1	BRKT(R), BUMPER-RR SK IRT			
56-990B NA01-54-830C	1	BRKT(L), BUMPER-RR SK IRT			
65-290A 1353-65-190	1	BRACKET			
70-450B NA01-53-740C	1	PANEL(R), FLOOR SIDE			

5370 FLOOR PANELS

5370 -3 \* FLOOR PANELS



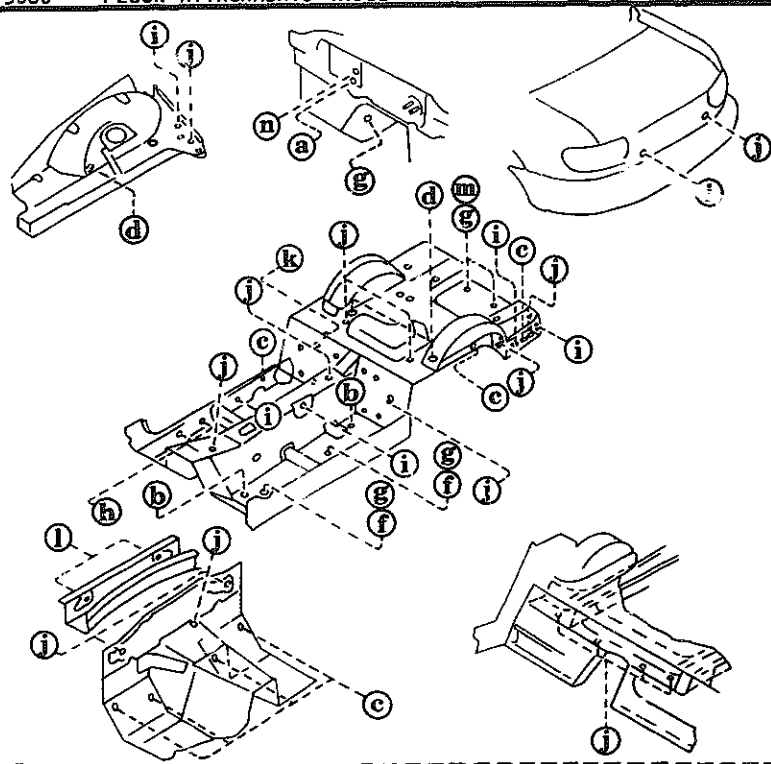
PART NO.	QTY	MODEL/RESTRICTION	MODEL/RESTRICTION	MODEL/RESTRICTION	FROM-TO
71-450B NA01-54-740A	1	PANEL(L), FLOOR SIDE			

AUNA03

CAT. AUNA03-04

1994-10

5380 FLOOR ATTACHMENTS (HOLE COVERS)



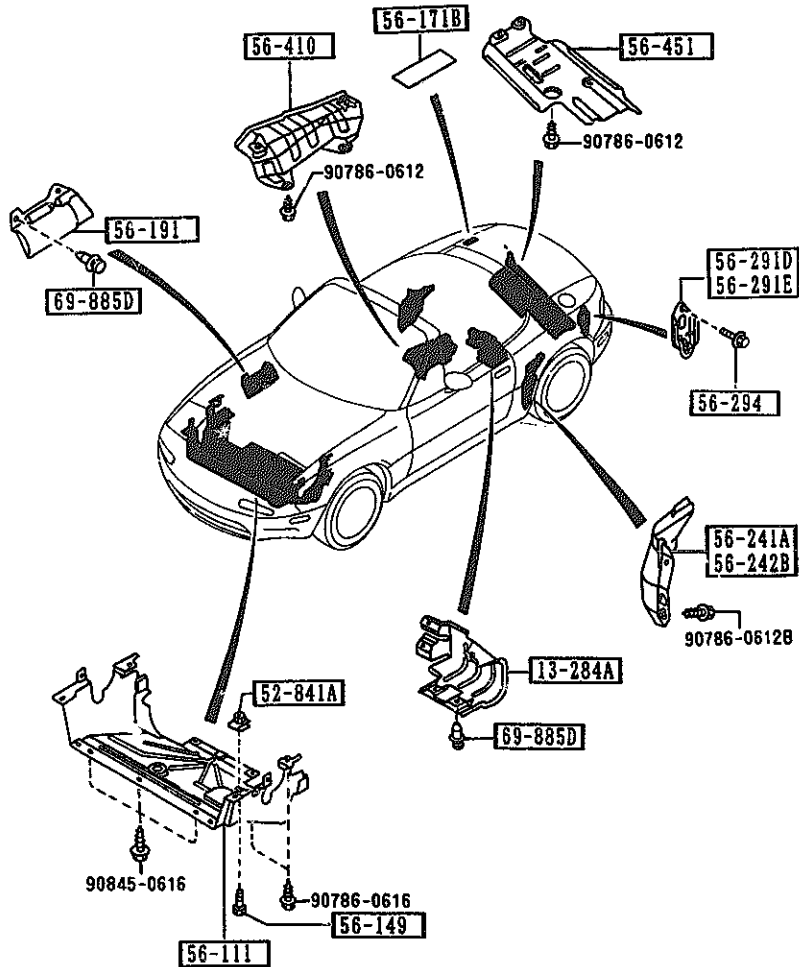
- a** **53-134B** (HOLE φ 26)
- b** **56-051**
- c** **56-052 (NO.1)** (HOLE φ 20.5)
- d** **56-052 (NO.2)** (HOLE φ 20.5)
- e** **56-061A** (HOLE φ 65)
- f** **56-241** (HOLE φ 20)
- g** **56-241B** (HOLE φ 29)
- h** **56-241J**
- i** **56-242** (HOLE φ 22)
- j** **56-615F** (HOLE φ 40)
- k** **56-615M** (HOLE φ 15)
- l** **56-971** (HOLE φ 100)
- m** **61-031** (HOLE φ 36)

PART NO.	QTY	MODEL/RESTRICTION	MODEL/RESTRICTION	MODEL/RESTRICTION	FROM-TO
<b>53-134B</b>		RUBBER, DUST SEAL			
0187-53-134	1				
<b>56-051</b>		COVER, HOLE			
1011-56-051	4				
<b>56-052</b>		PLUG, DRAIN			
8092-56-052	9	D=12MM (ILLUST. NO.1)			
FB01-56-056	4	(ILLUST. NO.2) (W/O A. LOCK BRAKE)			
<b>56-061A</b>		COVER, HOLE			
8545-56-052	4				
<b>56-241</b>		PLUG, DRAIN			
0118-56-241	7				
<b>56-241B</b>		PLUG			
8001-56-051	6				
<b>56-241J</b>		PLUG, DRAIN			
8477-56-241	9				
<b>56-242</b>		PLUG, DRAIN			
0118-56-242B	19				
<b>56-615F</b>		PLUG, DRAIN			
0208-56-615	2				
<b>56-615M</b>		PLUG, DRAIN			
NA01-56-051	2				
<b>56-971</b>		COVER, HOLE			
8545-56-053	2				
<b>61-031</b>		PLUG, HOLE			
1708-61-031	1				

AUNA03

CAT. AUNA03-04

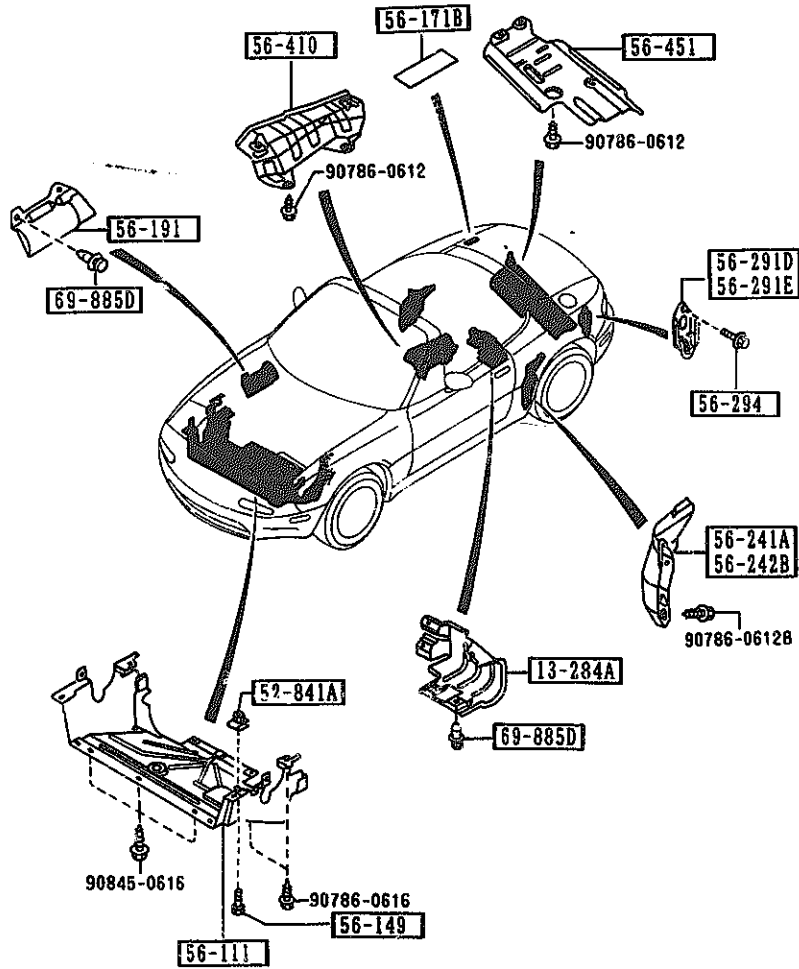
1994-10



PART NO.	QTY	MODEL/RESTRICTION	MODEL/RESTRICTION	MODEL/RESTRICTION	FROM-TO
13-284A		COVER, FUEL FILTER			
NA01-56-241B	1				
52-841A		NUT, CLIP			
B455-56-135	1				
56-111		COVER, UNDER			
NA01-56-111C A (NA01-56-111D)	1				-3602
*NA01-56-111D	1				3602-
56-149		SCREW, TAPPING-MUD GUARD			
B455-56-149	1				
56-171B		PROTECTOR(R), RR FENDER			
NA01-56-171A	1				
56-191		SHIELD, SPLASH			
NA01-56-112	1				
56-241A		SHIELD(R), SPLASH-REAR			
NA01-56-311A	1				
56-242B		SHIELD(L), SPLASH-REAR			
NA01-56-321A	1				
56-291D		HOOK(R), TIE DOWN			
NA01-56-29XC	1				
56-291E		HOOK(L), TIE DOWN			
NA01-56-290C	1				
56-294		SCREW, TIE DOWN HOOK			
NA01-56-294	4				
56-410		INSULATOR, HEAT-FRONT			
NA01-56-411	1				
56-451		INSULATOR			
NA01-56-451	1				
3602 NA351*-422297					

5390 FLOOR ATTACHMENTS

5390 -2 \* FLOOR ATTACHMENTS



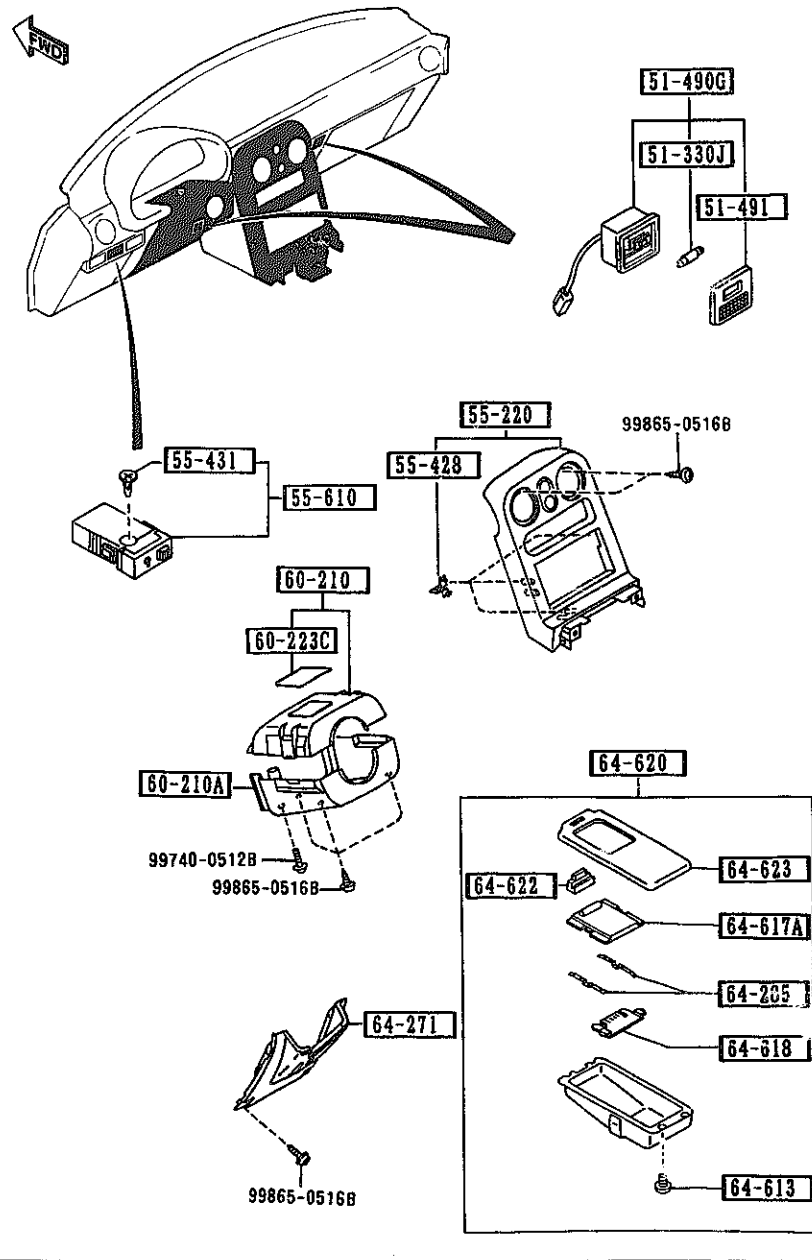
PART NO.	QTY	MODEL/RESTRICTION	MODEL/RESTRICTION	MODEL/RESTRICTION	FROM-TO
69-885D NA01-56-145	7	FASTENER			

AUNA03

CAT. AUNA03-04

1994-10

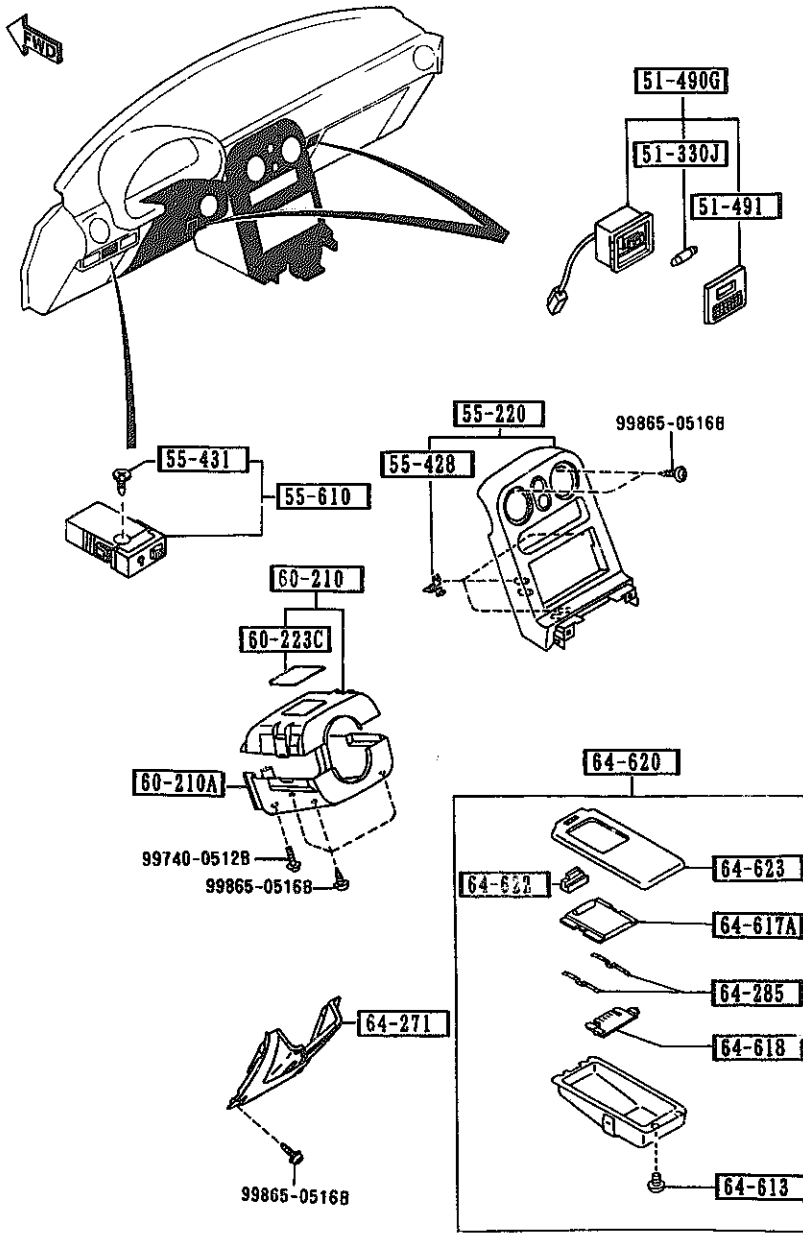
5500 DASHBOARD EQUIPMENTS



PART NO.	QTY	MODEL/RESTRICTION	MODEL/RESTRICTION	MODEL/RESTRICTION	FROM-TO
51-330J		BULB			
99701-5050	2	12V 5W			
51-490G		LAMP, PERSONAL			
NA01-51-490B	2				
00	INT-	NA0 NA1 NA2 BLACK			
51-491		LENS, PERSONAL LAMP			
H197-51-491A	2				
00	INT-	NA0 NA1 NA2 BLACK			
55-220		PANEL, CENTER			
NA01-55-210B	1				
00	INT-	NA0 NA1 NA2 BLACK			
55-428		SPRING, METER HOOD			
GJ21-55-428	3				
55-431		BULB, RESISTOR			
BR70-55-431	1				
55-610		RESISTOR, PANEL LIGHT			
BR70-55-490	1				
60-210		COVER, COLUMN-UPPER			
NA01-60-220	1				
00	INT-	NA0 NA1 NA2 BLACK			
60-210A		COVER, COLUMN-LOWER			
NA01-60-230A	1				
00	INT-	NA0 NA1 NA2 BLACK			
60-223C		CAP, COLUMN COVFR			
NA01-60-223	1				
00	INT-	NA0 NA1 NA2 BLACK			
64-271		PANEL, CENTER-LOWER			
NA01-64-270D	1				
00	INT-	NA0 BLACK			

5500 DASHBOARD EQUIPMENTS

5500 -2 \* DASHBOARD EQUIPMENTS

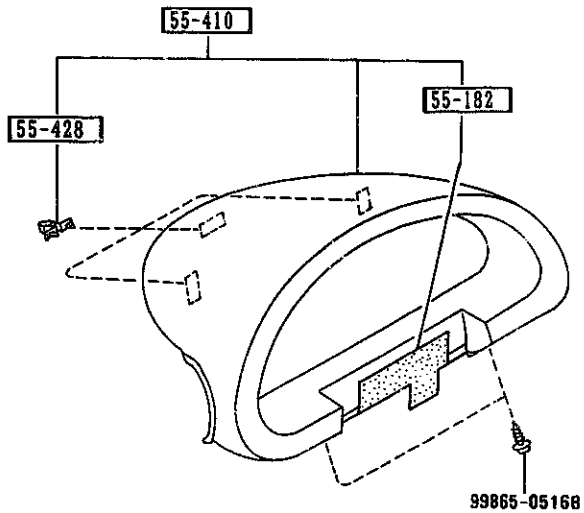


PART NO.	QTY	MODEL/RESTRICTION	MODEL/RESTRICTION	MODEL/RESTRICTION	FROM-TO
CONT'D					
17	INT-	NA2 RED			
88	INT-	NA1 TAN			
64-285		SPRING, ASHTRAY			
NA01-64-612	2				
64-613		SCREW, ASHTRAY			
NA01-64-613	4				
64-617A		LID, ASHTRAY			
NA01-64-617	1				
00	INT-	NA0 NA1 NA2 BLACK			
64-618		PLATE, ASHTRAY			
NA01-64-618	1				
64-620		TRAY, ASH			
NA01-64-610B	1				
00	INT-	NA0 NA1 NA2 BLACK			
64-622		LIGHT, PLATE-ASHTRAY			
NA01-64-622	1				
64-623		CASE 'OUT', ASHTRAY			
NA01-64-623	1				
00	INT-	NA0 NA1 NA2 BLACK			



5520 METER HOOD

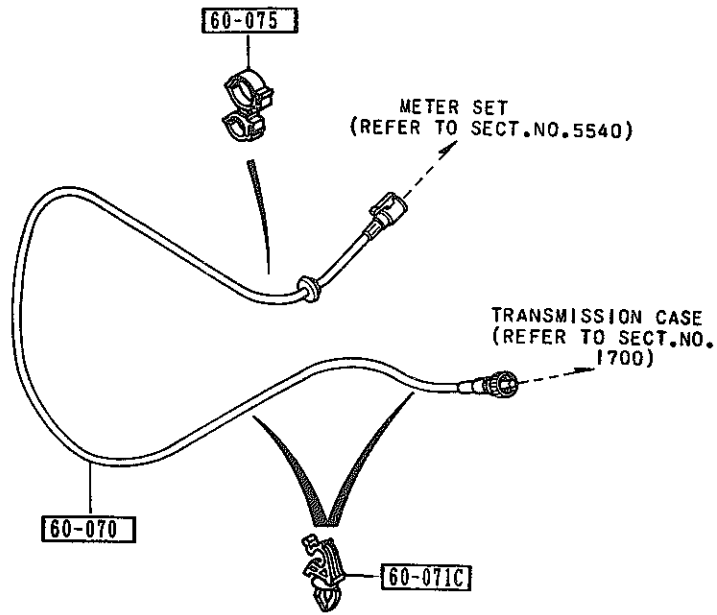
5520 -1 \* METER HOOD



PART NO.	QTY	MODEL/RESTRICTION	MODEL/RESTRICTION	MODEL/RESTRICTION	FROM-TO
55-182		RUBBER,BLIND			
NA01-55-182	1				
55-410		HOOD,METER			
NA01-55-4208	1	BASE, (INSTRUMENT PANEL-BL ACK)			
00	INT-	NA0 NA1 NA2 BLACK			
NA02-55-420	1	OPT, RICO-20TH-ANV., SPECIAL-ED, (INSTRUMENT PANEL-7A N)			
00	INI-	NA1 NA2 BLACK			
55-428		SPRING,METER HOOD			
GJ21-55-428	3				

5530 SPEEDOMETER CABLE

5530 -1 \* SPEEDOMETER CABLE

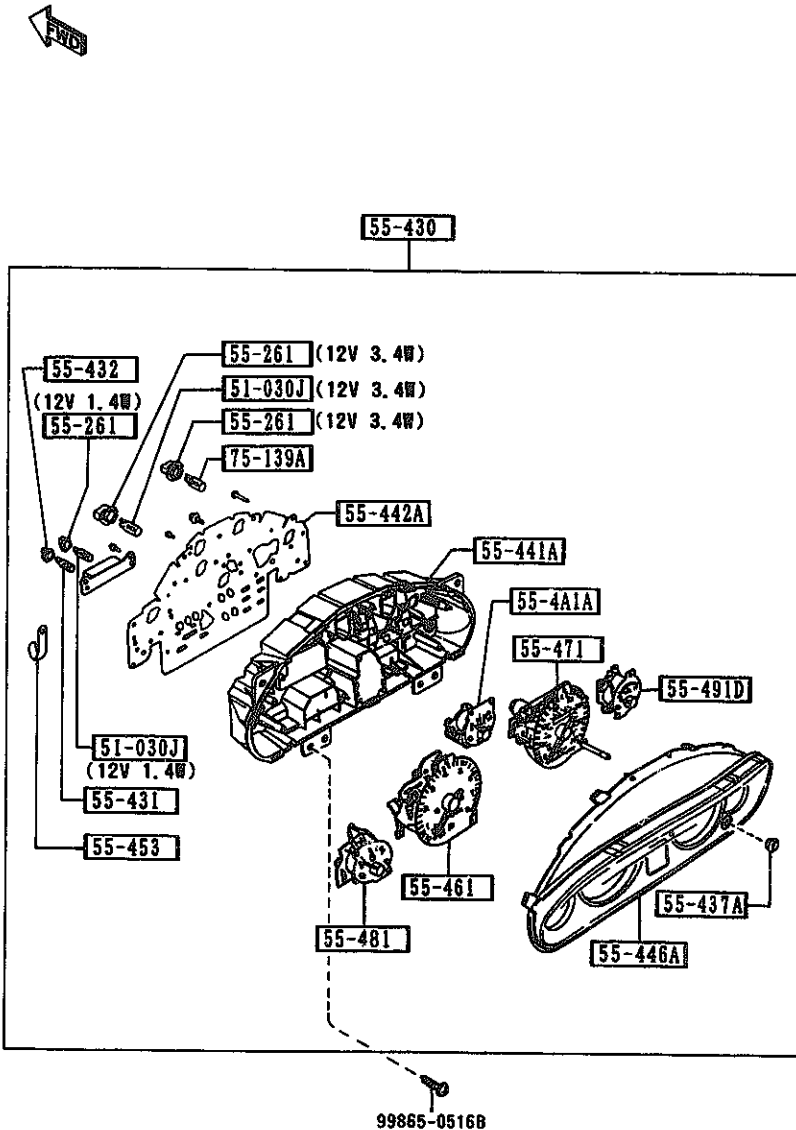


PART NO.	QTY	MODEL/RESTRICTION	MODEL/RESTRICTION	MODEL/RESTRICTION	FROM-TO
60-070		CABLE, SPEEDOMETER			
NA01-60-070B	1	(MT)			
NA03-60-070A	1	(AT)			
60-071C		CLIP			
NA03-60-071	2				
60-075		CLIP 'A', SPEEDOMETER CABLE			
NA01-60-075	1				



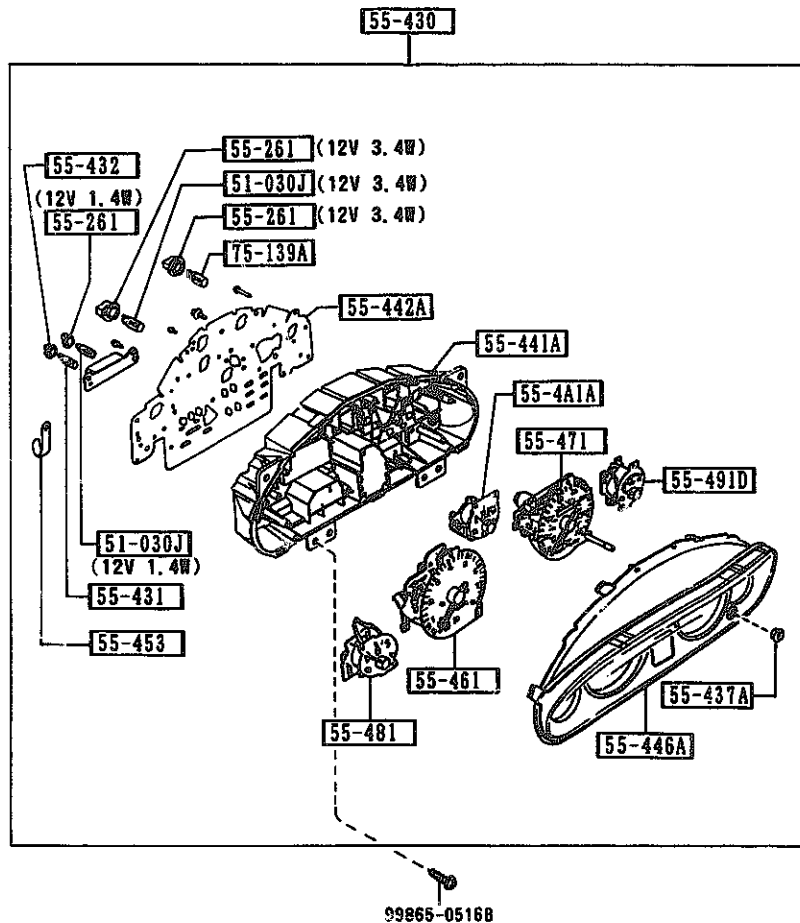
5540 METER COMPONENTS

5540 -1 METER COMPONENTS



PART NO.	QTY	MODEL/RESTRICTION	MODEL/RESTRICTION	MODEL/RESTRICTION	FROM-TO
51-030J		BULB			
3625-75-139	5	12V 1.4W, FOR WARNING ((MT))>(W/O A. LOCK BRAKE)			
3625-75-139	6	12V 1.4W, FOR WARNING ((AT))>(W/O A. LOCK BRAKE)			
3625-75-139	7	12V 1.4W, FOR WARNING ((MT))>(A. LOCK BRAKE)			
3625-75-139	8	12V 1.4W, FOR WARNING ((AT))>(A. LOCK BRAKE)			
99701-6030	3	12V 3.4W			
55-261		SOCKET			
1316-55-261	7	12V 3.4W			
8548-55-261	5	12V 1.4W BLACK ((MT))>(W/O A. LOCK BRAKE)			
8548-55-261	6	12V 1.4W BLACK ((AT))>(W/O A. LOCK BRAKE)			
8548-55-261	7	12V 1.4W BLACK ((MT))>(A. LOCK BRAKE)			
8548-55-261	8	12V 1.4W BLACK ((AT))>(A. LOCK BRAKE)			
55-4A1A		METER, OIL PRESSURE			
NA01-55-4A1	1				
55-430		METER SET			
NA01-55-430E	1	((MT))>(W/O A. LOCK BRAKE)			
NA03-55-430D	1	((AT))>(W/O A. LOCK BRAKE)			
NA23-55-430B	1	((MT))>(A. LOCK BRAKE)			
NA25-55-430B	1	((AT))>(A. LOCK BRAKE)			
55-431		BULB, RESISTOR			
NA01-55-431	1				

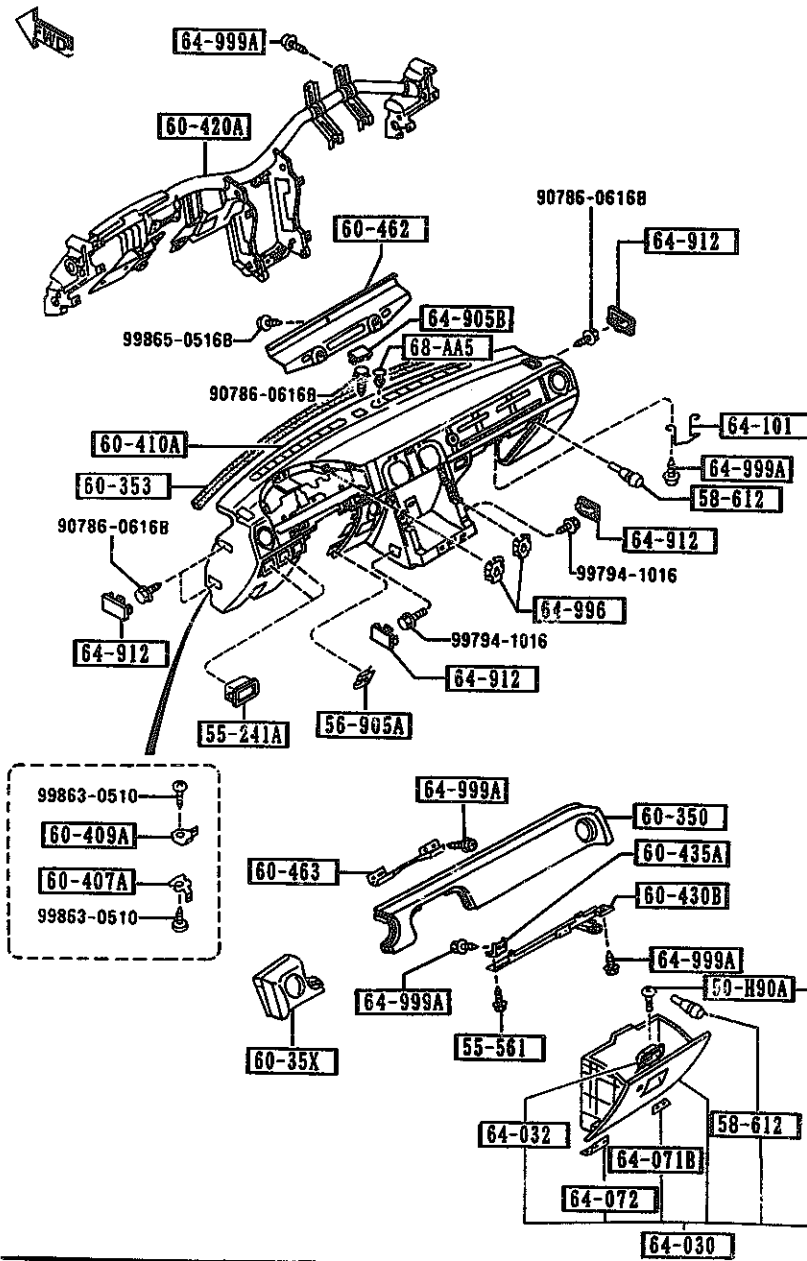
5540 METER COMPONENTS



5540 -2 \* METER COMPONENTS

PART NO.	QTY	MODEL/RESTRICTION	MODEL/RESTRICTION	MODEL/RESTRICTION	FROM-TO
55-432		SOCKET, METER SET			
NA01-55-432	1				
55-437A		GROMMET, KNOB-METER SET			
NA01-55-437	1				
55-441A		CASE, METER			
NA01-55-441C	1				
55-442A		PLATE, PRINT			
NA01-55-442C	1	((MT))>(W/O A. LOCK BRAKE)			
NA03-55-442C	1	((AT))>(W/O A. LOCK BRAKE)			
NA23-55-442A	1	((MT))>(A. LOCK BRAKE)			
NA25-55-442A	1	((AT))>(A. LOCK BRAKE)			
55-446A		PLATE, WINDOW			
NA01-55-446B	1				
55-453		CLAMP			
N007-55-467	1				
55-461		TACHOMETER			
NA01-55-461A	1	(MT)			
NA03-55-461A	1	(AT)			
55-471		SPEEDOMETER			
NA01-55-471B	1				
55-481		METER, FUEL			
NA01-55-481	1				
55-491D		METER, THERMO			
NA01-55-491	1				
75-139A		BULB			
B491-55-431	4				

5560 DASHBOARD & RELATED PARTS



5560 -1 DASHBOARD & RELATED PARTS

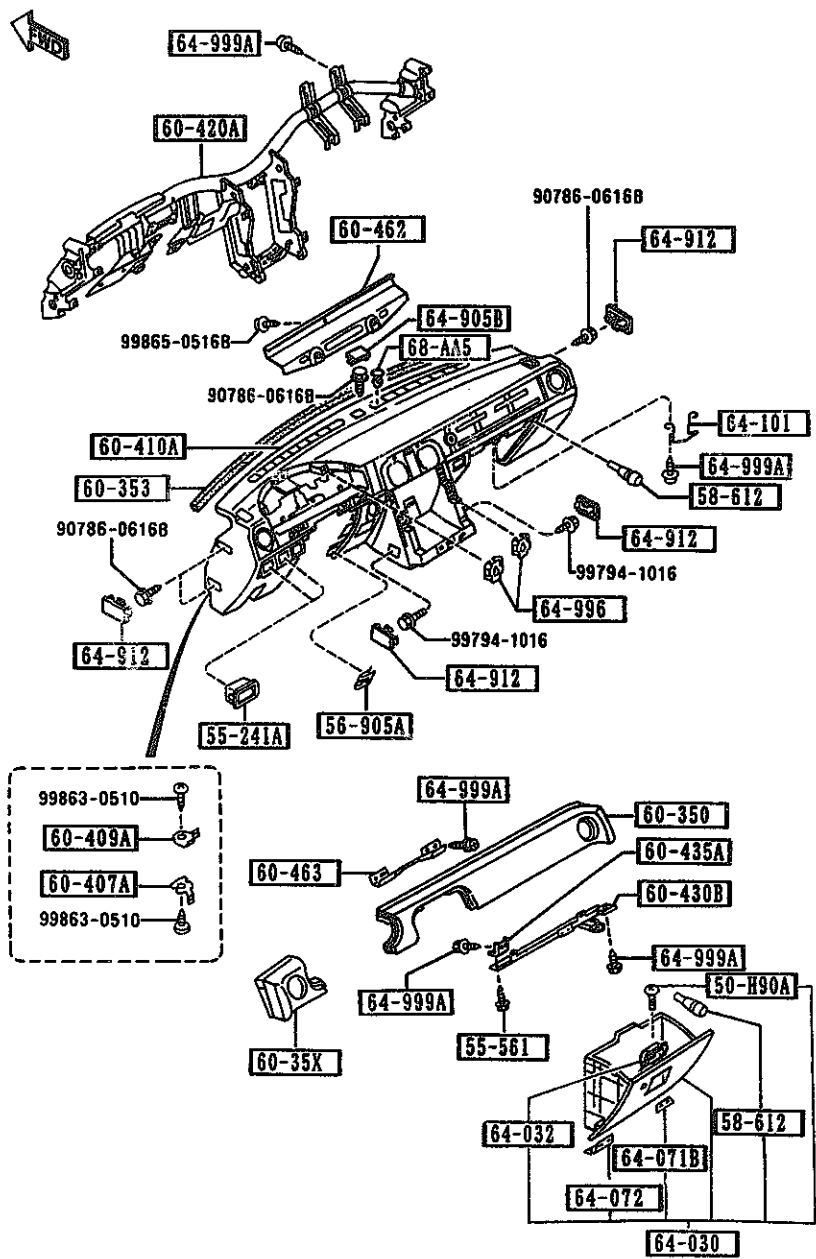
PART NO.	QTY	MODEL/RESTRICTION	MODEL/RESTRICTION	MODEL/RESTRICTION	FROM-TO
50-H90A		SCREW, MOULD-FRT WIND			
LA01-50-H90	1				
55-241A		BOX, INSTRUMENT PANEL			
NA01-55-241A	2				
00	INT-	NA0 NA1 NA2 BLACK			
55-561		BOLT, INST. PANEL			
B455-55-561	1				
56-905A		NUT, SPRING			
B092-60-408	4				
58-612		CUSHION, RUBBER			
B092-64-046	3				
60-35X		PAD, INSTRUMENT PANEL			
NA01-60-35X	1				
00	INT-	NA0 BLACK			
17	INT-	NA2 RED			
88	INT-	NA1 TAN			
60-350		PAD, CRASH			
NA01-60-350	1				
00	INT-	NA0 BLACK			
17	INT-	NA2 RED			
88	INT-	NA1 TAN			
60-353		RUBBER, URETHNE			
NA01-60-353A	1				
60-407A		SPRING, NO. 1			
NA01-60-407	2				
60-409A		SPRING, NO. 2			
NA01-60-409	2				
60-410A		PANEL, INSTRUMENT			
NA01-60-401D	1	BASE, (BLACK)			

AUNA03

CAT. AUNA03-04

1994-10

5560 DASHBOARD & RELATED PARTS



AUNA03

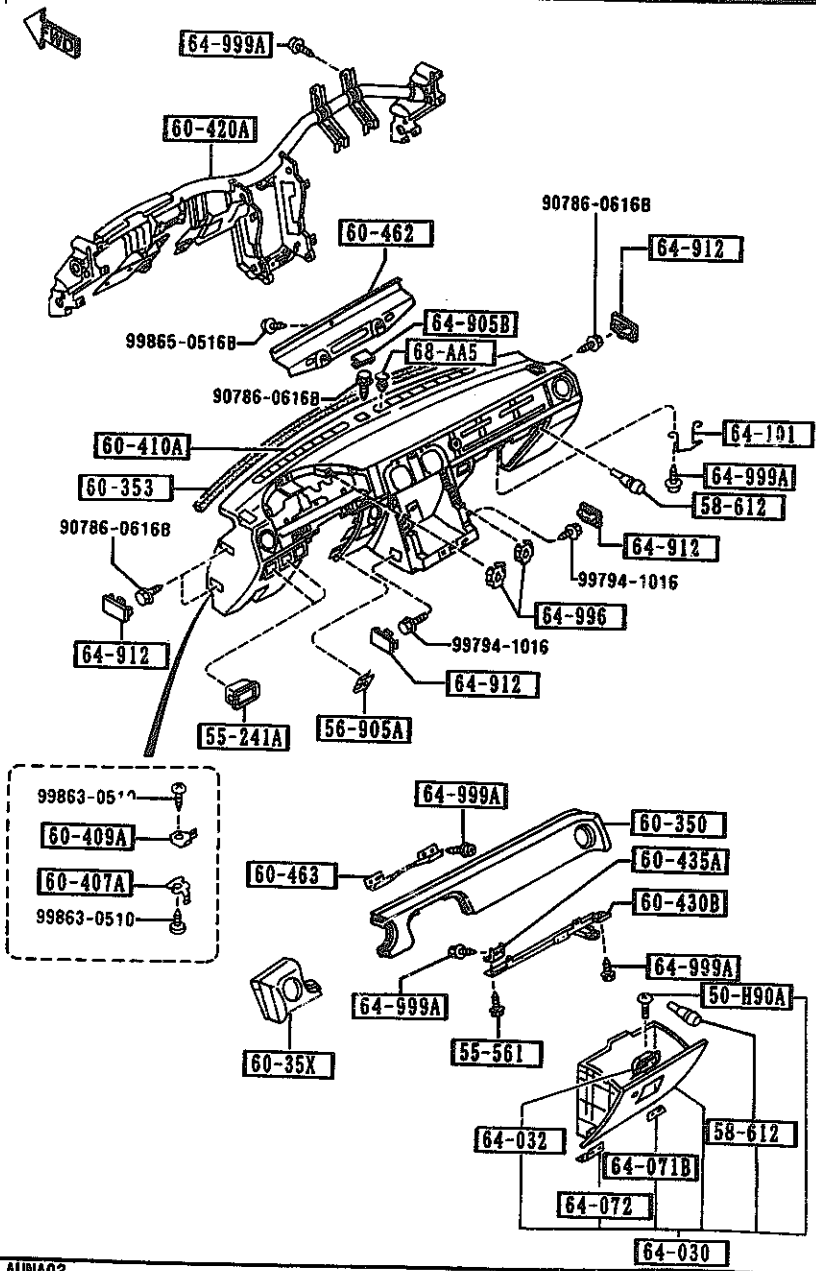
5560 -2 DASHBOARD & RELATED PARTS

PART NO.	QTY	MODEL/RESTRICTION	MODEL/RESTRICTION	MODEL/RESTRICTION	FROM-TO
CONT'D					
00	INT-	NA0 BLACK			
NA02-60-401	1	OPT, RICO-20TH-ANV., SPECIAL-ED, (TAN)			
17	INT-	NA2 BLACK/RED			
88	INT-	NA1 BLACK/TAN			
60-420A		FRAME, INST. PANEL			
NA52-60-420 AN(NA52-60-420A)	1				-2901
NA52-60-420A	1				2901-
60-430B		MEMBER(R), INST. PANE L			
NA01-60-430C AN(NA01-60-430D)	1				-2901
NA01-60-430D	1				2901-
60-435A		BRACKET, MEMBER			
NA01-60-435	1				
60-462		BRACKET, INST. PANEL			
NA01-60-462A	1				
60-463		BRACKET, CRASH PAD			
NA01-60-463	1				
64-030		BOX, GLOVE			
NA01-64-030E	1				
00	INT-	NA0 BLACK			
17	INT-	NA2 RED			
88	INT-	NA1 TAN			
64-032		COVER, BOX			
NA01-64-032C	1				
00	INT-	NA0 BLACK			
17	INT-	NA2 RED			
88	INT-	NA1 TAN			
64-071B		HINGE(R), GLOVE LID			
NA01-64-03X	1				
2901 NA351M-401942					

CAT. AUNA03-04

1994-10

5560 DASHBOARD & RELATED PARTS



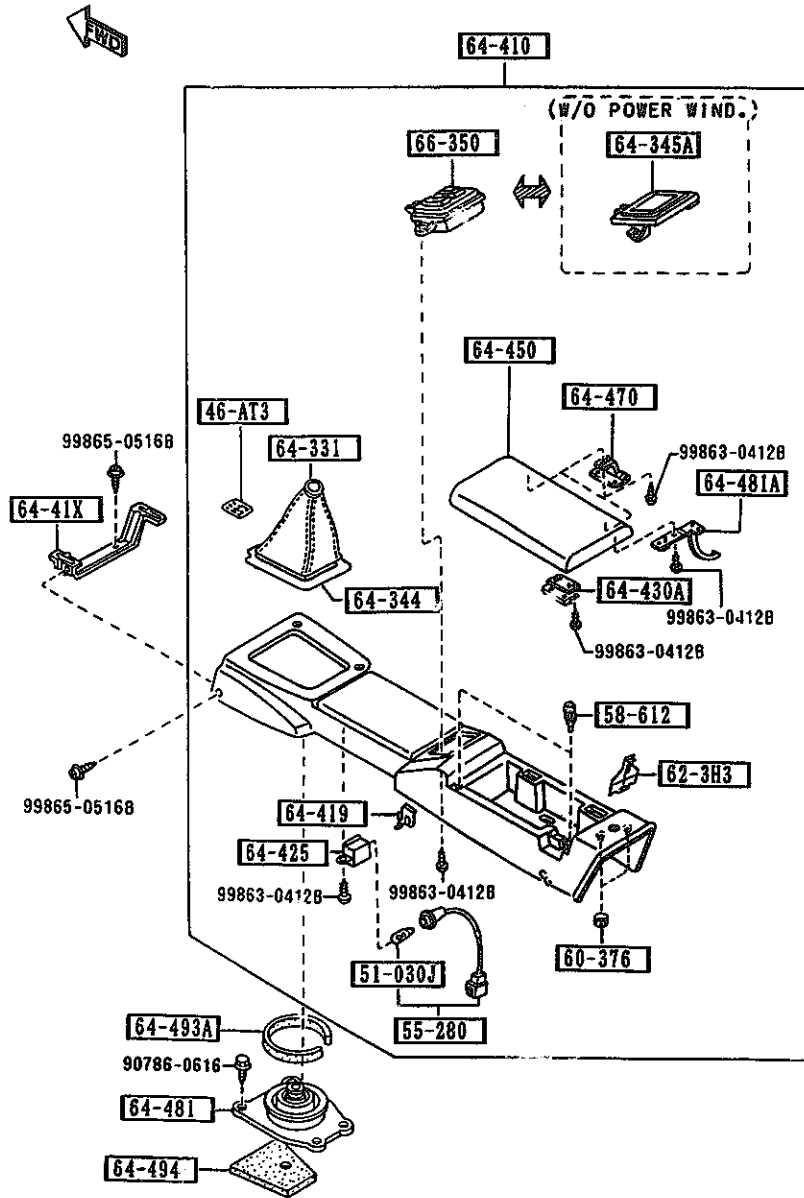
5560 -3 \* DASHBOARD & RELATED PARTS

PART NO.	QTY	MODEL/RESTRICTION	MODEL/RESTRICTION	MODEL/RESTRICTION	FROM-TO
64-072		HINGE(L), GLOVE LID			
NA01-64-03Y	1				
64-101		STRIKER			
NA01-64-101	1				
64-905B		COVER, HOLE-(C)			
NA01-64-905	1	BASE, (INSTRUMENT PANEL-BL ACK)			
00	INT-	NA0 NA1 NA2 BLACK			
N002-64-905	1	OPT, RICO-20TH-ANV., SPECIAL-ED, (INSTRUMENT PANEL-TA N)			
00	INT-	NA1 NA2 BLACK			
64-912		COVER, SIDE			
NA01-64-912	6				
00	INT-	NA0 BLACK			
17	INT-	NA2 RED			
88	INT-	NA1 TAN			
64-996		NUT, EXPANSION			
GJ21-64-996	8				
64-999A		SCREW, TAPPING			
W201-64-999	25				
68-AA5		FASTENER, DOOR TRIM			
W201-68-AA5A	4				
00	INT-	NA0 NA1 NA2 BLACK			

AUNA03

CAT. AUNA03-04

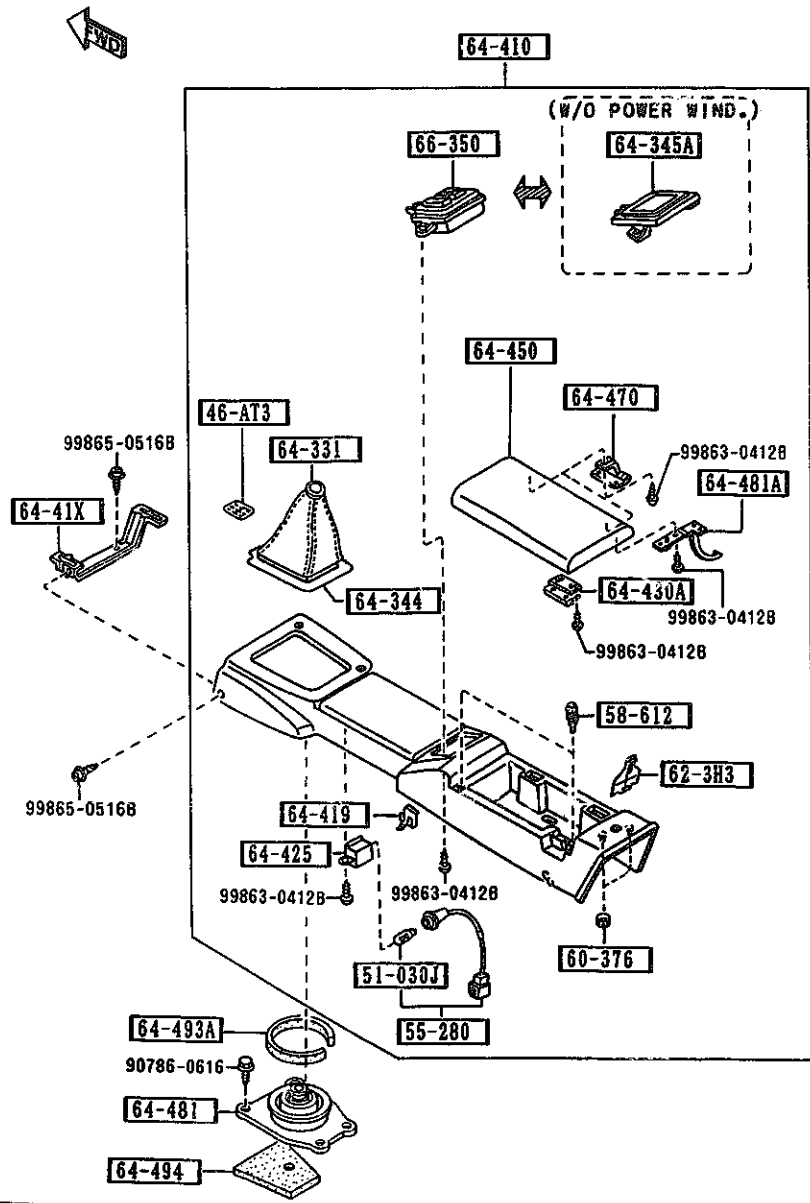
1994-10



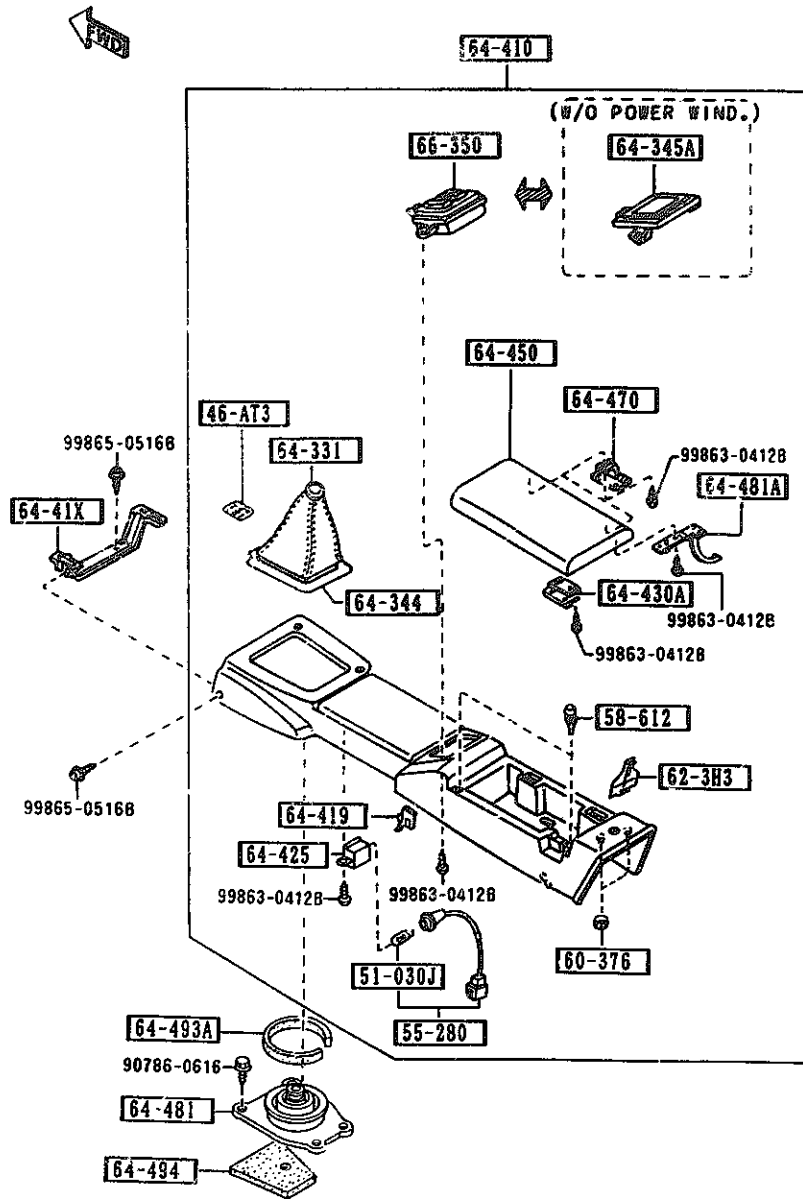
PART NO.	QTY	MODEL/RESTRICTION	MODEL/RESTRICTION	MODEL/RESTRICTION	FROM-TO
46-AT3		LABEL, CHANGE			
NO02-46-AT3	1	OPT. (WOOD) (MT)			
51-030J		BULB			
3625-75-139	1	12V 1.4W, FOR WARNING (MT)			
55-280		BULB & SOCKET			
NA01-55-280	1	(MT)			
NA06-55-280	1	(AT)			
58-612		CUSHION, RUBBER			
B092-64-046	2				
60-376		NUT, TOP-CRASH PAD			
B092-60-376	2				
62-3H3		COVER, LEVER-OPENER			
NA01-64-424	1				
64-331		BOOT, CHANGE			
NA01-64-331	1	(MT)			
00	INT-	NA0 NA1 NA2 BLACK			
64-344		PLATE, BACK-BOOTS RING			
NA01-64-344B	1	(MT)			
64-345A		BOX, COIN-CONSOLE			
NA01-64-437	1	BASE, (W/O POWER WIND.)			
00	INT-	NA0 NA1 NA2 BLACK			
64-41X		BRACKET, REAR CONSOLE			
NA01-64-416	1				
64-410		CONSOLE, REAR			
NA01-64-410D	1	(W/O CHANGE LABEL, W/O P. WIND.) (MT)			
00	INT-	NA0 NA1 NA2 BLACK			

AUNA03



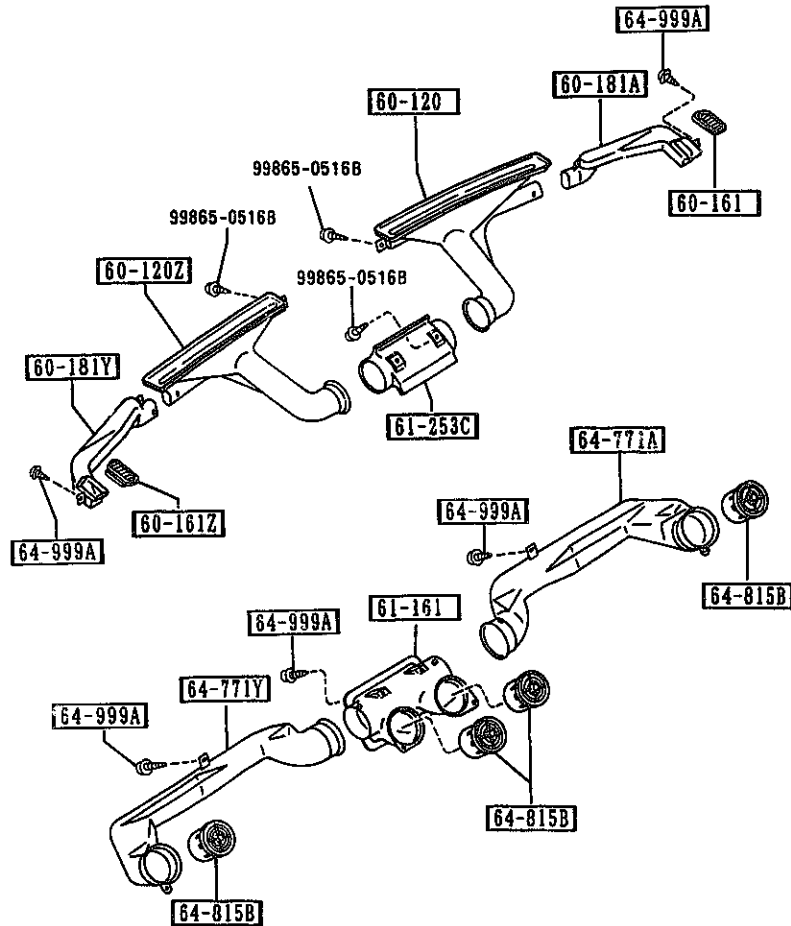


PART NO.	QTY	MODEL/RESTRICTION	MODEL/RESTRICTION	MODEL/RESTRICTION	FROM-TO
CONT'D					
NA02-64-410D	1	(W/O CHANGE LABEL, W/P. WIND.) (MT)			
00	INT-	NA0 NA1 NA2 BLACK			
NA03-64-410C	1	(W/O CHANGE LABEL, W/O P. WIND.) (AT)			
00	INT-	NA0 NA1 NA2 BLACK			
NA06-64-410D	1	(W/O CHANGE LABEL, W/P. WIND.) (AT)			
00	INT-	NA0 NA1 NA2 BLACK			
N007-64-410B	1	(W/CHANGE LABEL, W/O P. WIND.) (MT)			
00	INT-	NA0 NA1 NA2 BLACK			
N008-64-410B	1	(W/CHANGE LABEL, W/P. WIND.) (MT)			
00	INT-	NA0 NA1 NA2 BLACK			
64-419		CLIP, HARNESS-HAND BRAKE			
H260-64-419	1	PKG-B, RICO-20TH-ANV (W/POWER WIND.)			
64-425		CASE, LAMP			
NA01-64-414	1				
64-430A		LOCK, CONSOLE-REAR			
FB01-64-430	1				
64-450		LID, CONSOLE			
NA01-64-450	1				
00	INT-	NA0 NA1 NA2 BLACK			
64-470		HINGE			
NA01-64-45XA	2				
00	INT-	NA0 NA1 NA2 BLACK			
64-481		INSULATOR NO.1, CHANNEL			
NA01-64-481A	1	(MT)			

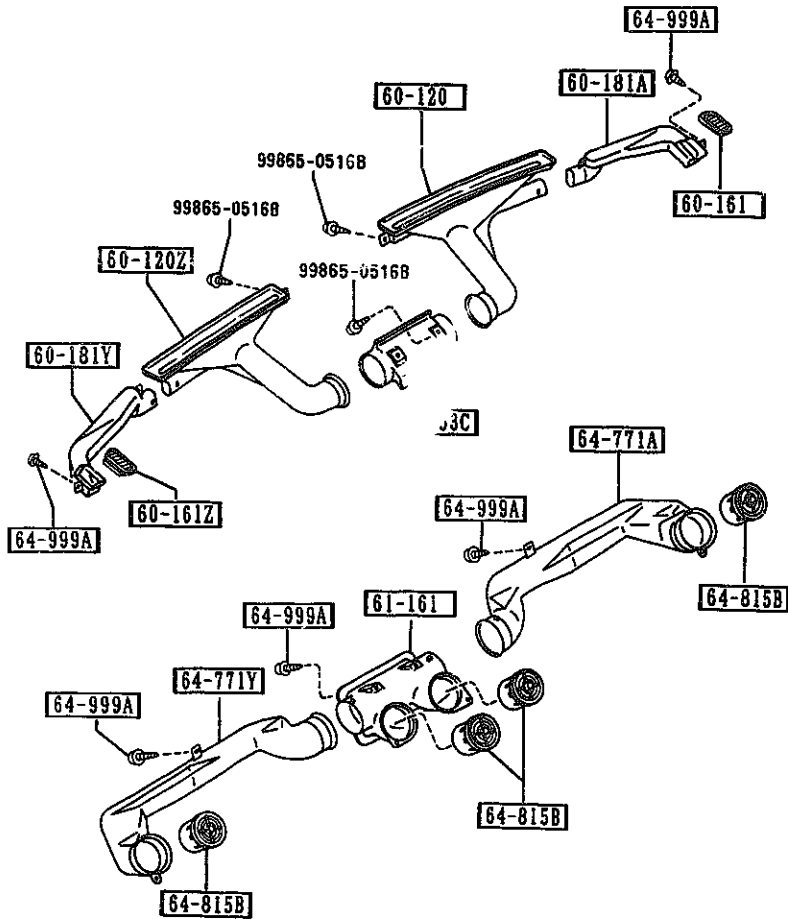


PART NO.	QTY	MODEL/RESTRICTION	MODEL/RESTRICTION	MODEL/RESTRICTION	FROM-TO
64-481A		STOPPER, CONSOLE LID			
NA01-64-452	1				
00	INT-	NA0 NA1 NA2 BLACK			
64-493A		PACK, SILENT			
H001-64-493	1 (MT)				
64-494		PAD, CHANGE BOOT			
FB01-64-495	1 (MT)				
66-350		SWITCH, POWER WINDOW			
NA01-66-350A	1	PKG-B, RICO-20TH-AMV (W/POWER WIND.) (MT)			
00	INT-	NA0 NA1 NA2 BLACK			
NA03-66-350	1	PKG-B, (W/POWER WIND.) (AT)			
00	INT-	NA0 NA1 NA2 BLACK			

5580 VENTILATOR




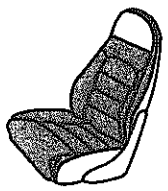
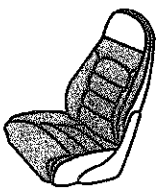
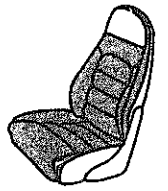


PART NO.	QTY	MODEL/RESTRICTION	MODEL/RESTRICTION	MODEL/RESTRICTION	FROM-TO
60-120		NOZZLE (R), DEFROSTER			
NA01-60-121	1				
60-120Z		NOZZLE (L), DEFROSTER			
NA01-60-141	1				
60-161		GRILLE (R), DEMISTER			
NA01-60-161	1	BASE, (INSTRUMENT PANEL-BLACK)			
00	INT-	NA0 NA1 NA2 BLACK			
N002-60-161	1	OPT, RICO-20TH-ANV., SPECIAL-ED, (INSTRUMENT PANEL-TAN)			
00	INT-	NA1 NA2 BLACK			
60-161Z		GRILLE (L), DEMISTER			
NA01-60-171	1	BASE, (INSTRUMENT PANEL-BLACK)			
00	INT-	NA0 NA1 NA2 BLACK			
N002-60-171	1	OPT, RICO-20TH-ANV., SPECIAL-ED, (INSTRUMENT PANEL-TAN)			
00	INT-	NA1 NA2 BLACK			
60-181A		DUCT (R), SIDE DEMIST.			
NA01-60-183	1				
60-181Y		DUCT (L), SIDE DEMIST.			
NA01-60-193	1				
61-161		DUCT, CENTER			
NA01-61-161A	1				
61-253C		HOSE (C), DEFROSTER			
NA01-61-253	1				
64-771A		DUCT NO. 1 (R)			
NA01-64-741	1				


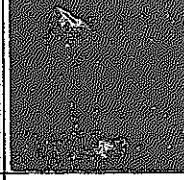
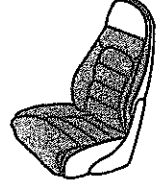
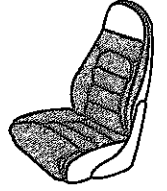


PART NO.	QTY	MODEL/RESTRICTION	MODEL/RESTRICTION	MODEL/RESTRICTION	FROM-TO
64-771Y		DUCT NO.1(L)			
NA01-64-841	1				
64-815B		LCOVER, VENTILATOR			
N001-64-81X	4				
00	INT-	NA0 NA1 NA2 BLACK			
64-999A		SCREW, TAPPING			
W201-64-999	11				

(THIS ILLUSTRATION CONSISTS OF 4 PAGES)

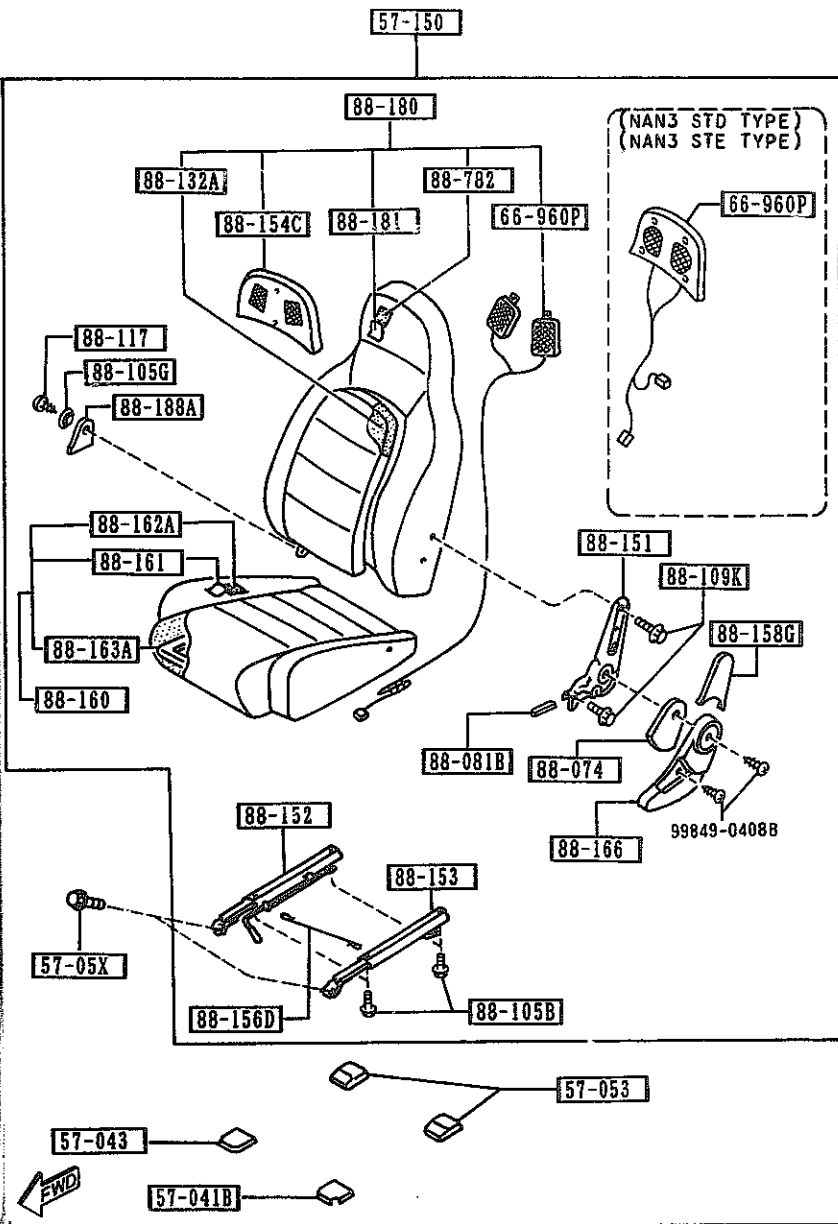
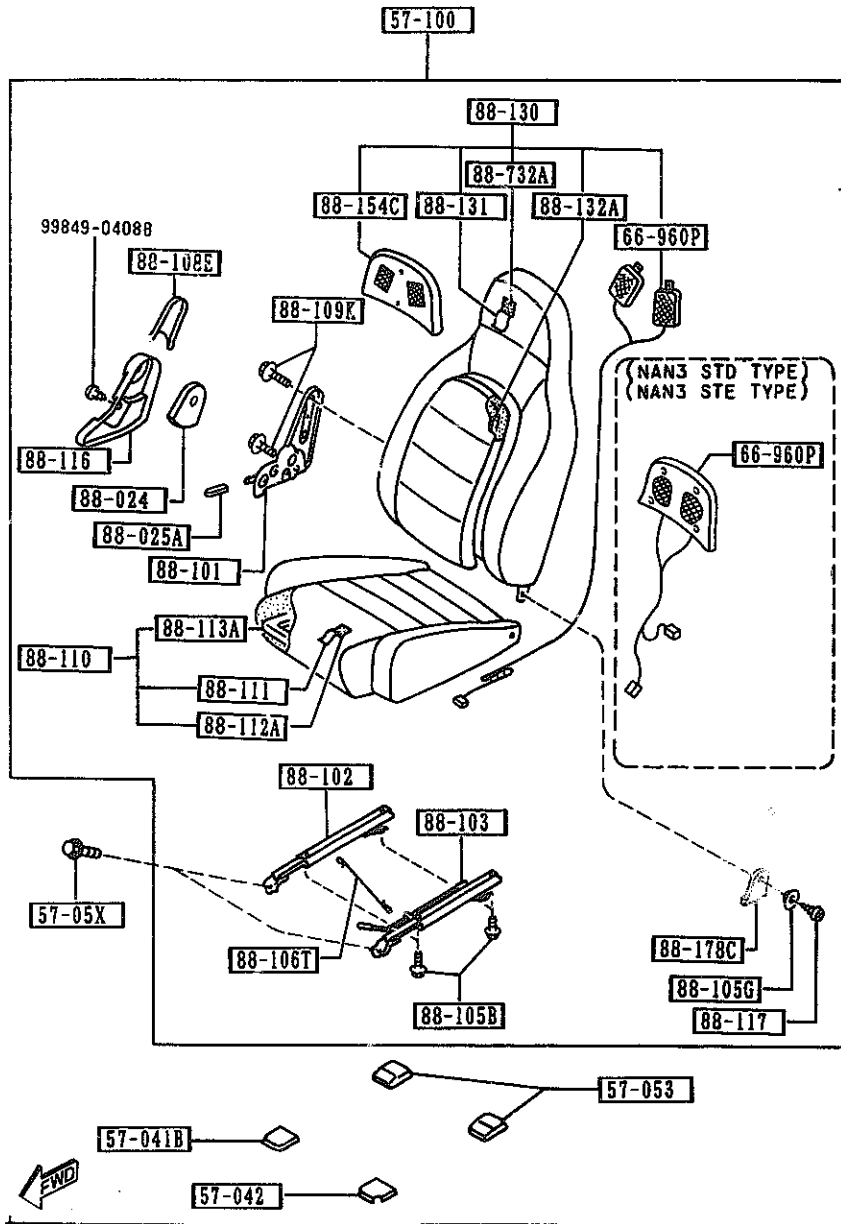
SEAT TYPES GRADES SPECIFICATIONS	NAN3 STD	NAN3 STC	NAN3 STE
	OPT. SPECIAL-ED.	PKG-C. SPECIAL-ED.	OPT
	LEATHER	LEATHER	CLOTH
SEAT TRIMS			
			
BODY SONIC	X	-	X
HEAD REST SPEAKER	X	X	X

(THIS ILLUSTRATION CONSISTS OF 4 PAGES)

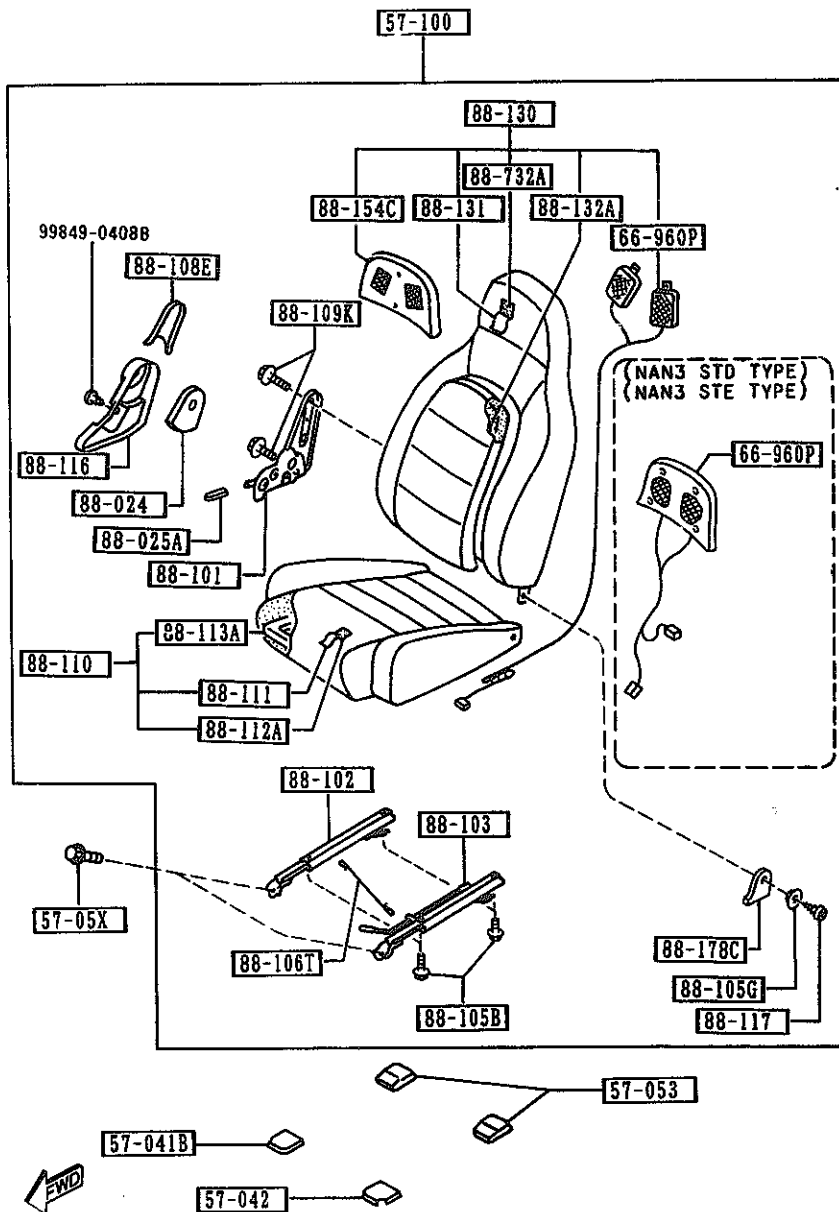
NAN3 STB	NAN3 STA
PKG-A	BASE
CLOTH	CLOTH
	
	
-	-
X	-

(THIS ILLUSTRATION CONSISTS OF 4 PAGES)

(THIS ILLUSTRATION CONSISTS OF 4 PAGES)



(THIS ILLUSTRATION CONSISTS OF 4 PAGES)



AUNA03

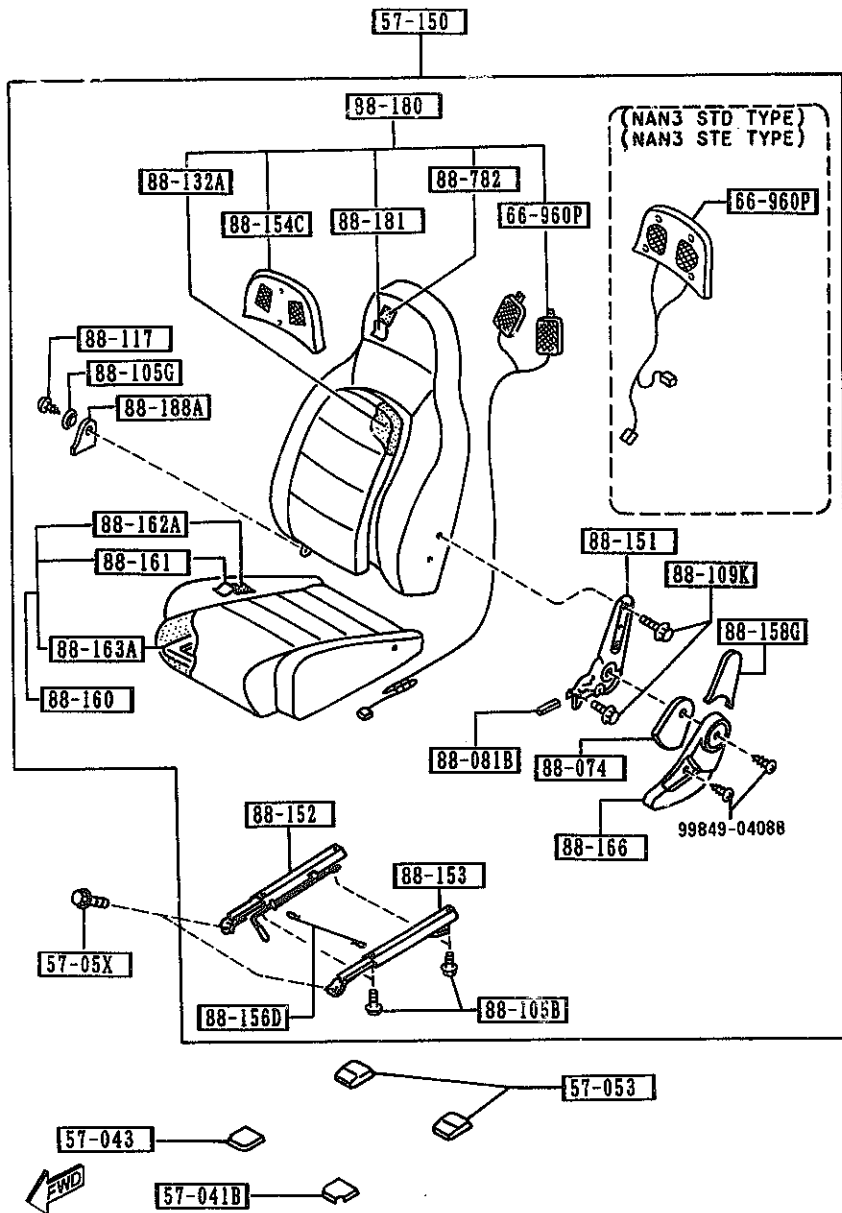
(CONT'D)

PART NO.	QTY	MODEL/RESTRICTION	MODEL/RESTRICTION	MODEL/RESTRICTION	FROM-TO
57-041B		COVER NO.1,ADJ-FRT			
J001-57-041	2	PKG-C, RICO-20TH-ANV .. SPECIAL-ED, OPT, (NAN3 STC TYPE) (NAN3 STD TYPE)			
17	INT-	NA2 RED			
40	INT-	NA0 NA1 DARK GRAY			
57-042		COVER NO.2,ADJ-FRT			
N005-57-042	1	PKG-C, RICO-20TH-ANV .. SPECIAL-ED, OPT, (NAN3 STC TYPE) (NAN3 STD TYPE)			
17	INT-	NA2 RED			
40	INT-	NA0 NA1 DARK GRAY			
57-043		COVER NO.3,ADJ-FRT			
N005-57-043	1	PKG-C, RICO-20TH-ANV .. SPECIAL-ED, OPT, (NAN3 STC TYPE) (NAN3 STD TYPE)			
17	INT-	NA2 RED			
40	INT-	NA0 NA1 DARK GRAY			
57-05X		BOLT, LINK			
B455-57-05X AN(B455-57-05XA)	8				-3401
B455-57-05XA	8				3401-
57-053		COVER, ADJUSTER-REAR			
J001-57-051	4	PKG-C, RICO-20TH-ANV .. SPECIAL-ED, OPT, (NAN3 STC TYPE) (NAN3 STD TYPE)			
17	INT-	NA2 RED			
40	INT-	NA0 NA1 DARK GRAY			
57-100		SEAT(R), FRONT			
NA01-57-100G	1	BASE, (NAN3 STA TYPE)			
00	INT-	NA0 BLACK			
NA02-57-100H	1	PKG-A, (NAN3 STB TYPE)			
00	INT-	NA0 BLACK			
3401 NA351*-418700					

CAT. AUNA03-04

1994-10

(THIS ILLUSTRATION CONSISTS OF 4 PAGES)



AUNA03

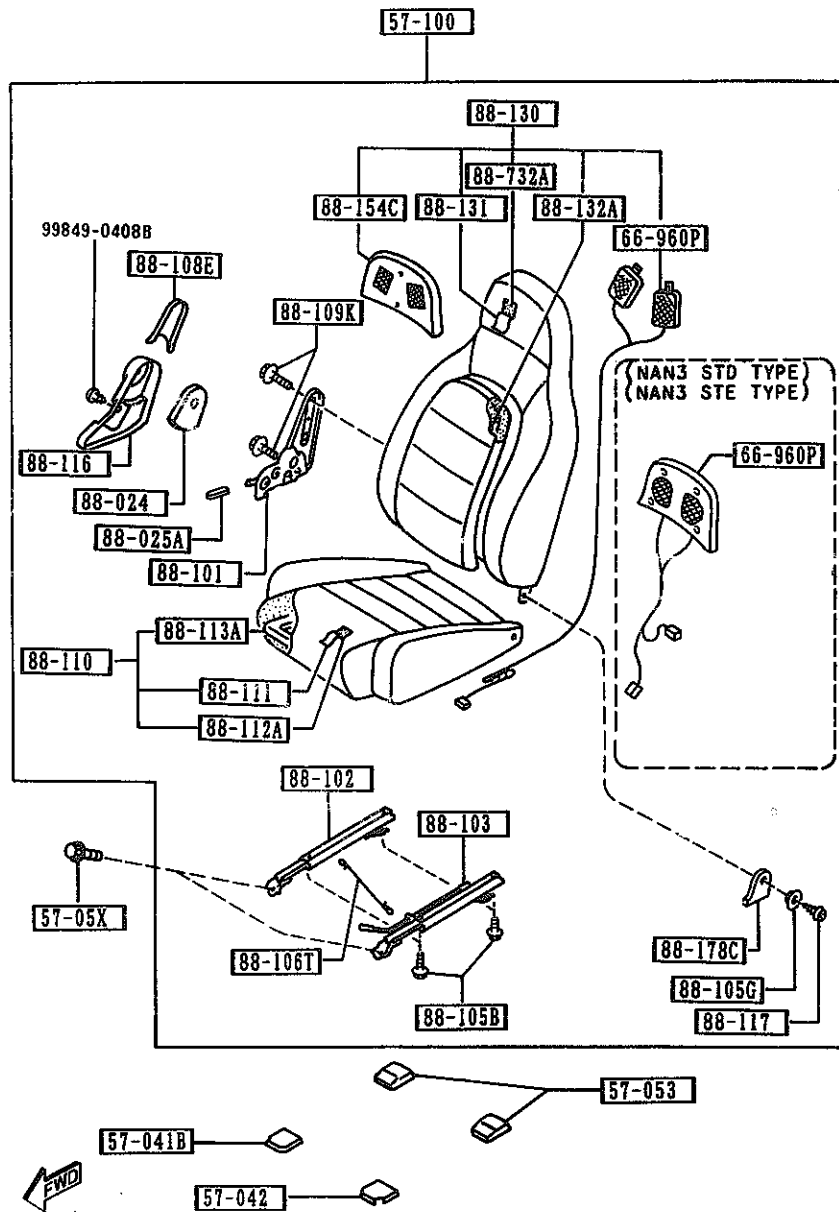
PART NO.	QTY	MODEL/RESTRICTION	MODEL/RESTRICTION	MODEL/RESTRICTION	FROM-TO
CONT'D NA23-57-100B	1	PKG-C, RICO-20TH-ANV ., SPECIAL-ED, (NAN3 STC TYPE)			
17	INT-	NA2 RED			
88	INT-	NA1 TAN			
NA52-57-100B	1	OPT, (NAN3 STE TYPE)			
00	INT-	NA0 BLACK			
NA53-57-100A	1	OPT, SPECIAL-ED, (NAN3 STD TYPE)			
17	INT-	NA2 RED			
88	INT-	NA1 TAN			
57-150		SEAT(L), FRONT			
NA01-57-150G	1	BASE, (NAN3 STA TYPE)			
00	INT-	NA0 BLACK			
NA02-57-150H	1	PKG-A, (NAN3 STB TYPE)			
00	INT-	NA0 BLACK			
NA23-57-150B	1	PKG-C, RICO-20TH-ANV ., SPECIAL-ED, (NAN3 STC TYPE)			
17	INT-	NA2 RED			
88	INT-	NA1 TAN			
NA52-57-150B	1	OPT, (NAN3 STE TYPE)			
00	INT-	NA0 BLACK			
NA53-57-150A	1	OPT, SPECIAL-ED, (NAN3 STD TYPE)			
17	INT-	NA2 RED			
88	INT-	NA1 TAN			
66-960P		SPEAKER, PILLOW-SEAT			
NA04-66-960B	2	PKG-A, PKG-C, RICO-2 0TH-ANV., SPECIAL-ED (NAN3 STB TYPE) (NAN3 STC TYPE)			
N020-66-960A	2	OPT, SPECIAL-ED, (NAN3 STD TYPE) (NAN3 STE TYPE)			

CAT. AUNA03-04

1994-10



(THIS ILLUSTRATION CONSISTS OF 4 PAGES)



AUNA03

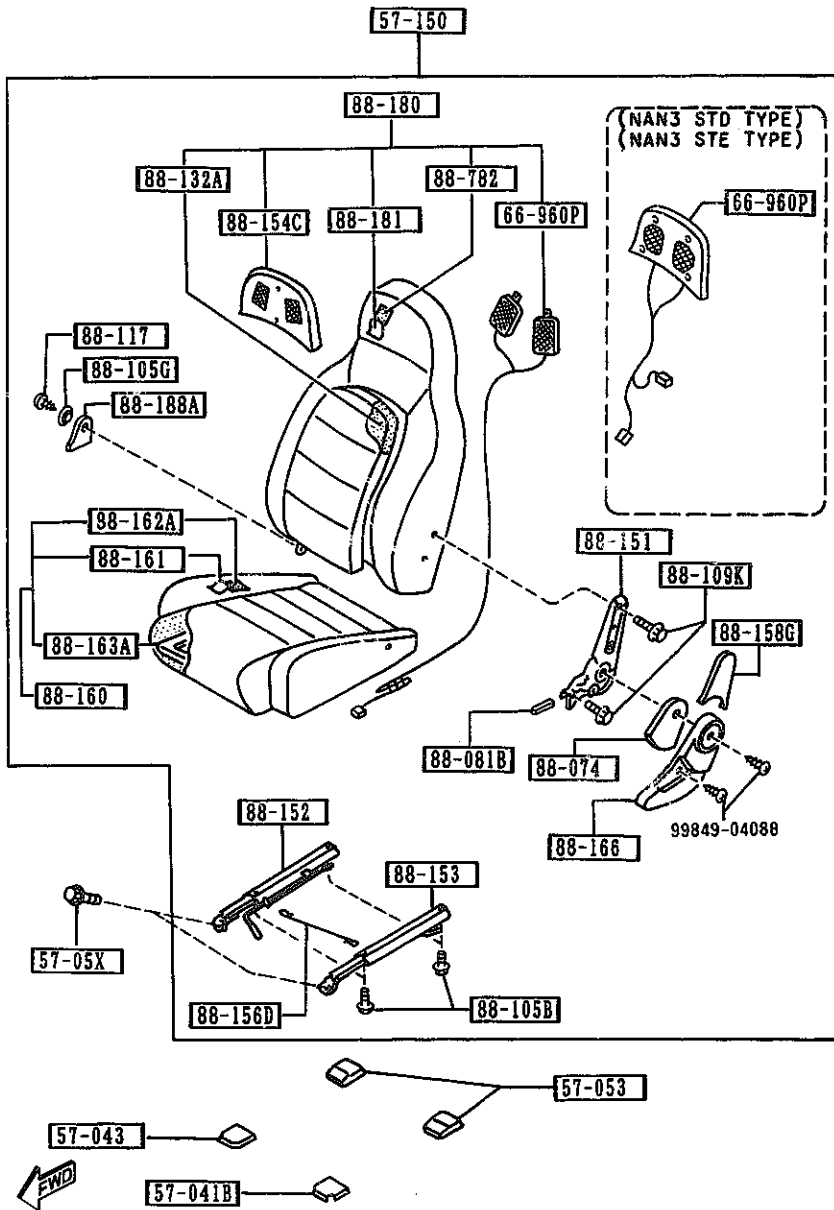
(CONT'D)

PART NO.	QTY	MODEL/RESTRICTION	MODEL/RESTRICTION	MODEL/RESTRICTION	FROM-TO
88-024		PROTR(R), SEAT BELT			
NA01-88-033	1				
88-025A		KNOB(R), KNUCKLE			
NA01-88-034	1				
00	INT-	NA0 BLACK			
17	INT-	NA2 RED			
88	INT-	NA1 TAN			
88-074		PROTR(L), SEAT BELT			
NA01-88-083	1				
88-081B		KNOB(L), KNUCKLE			
NA01-88-084	1				
00	INT-	NA0 BLACK			
17	INT-	NA2 RED			
88	INT-	NA1 TAN			
88-101		KNUCKLE(R), RECLINING			
NA01-88-101A	1				
88-102		ADJUSTER, NO. 1			
NA01-88-102A	1				
88-103		ADJUSTER, NO. 2			
NA01-88-103A	1				
88-105B		BOLT, LINK			
H260-88-105	8				
88-105G		BUSH, HINGE			
H260-88-108	2				
02	INT-	NA0 NA2 BLACK			
18	INT-	NA2 RED			
88	INT-	NA1 TAN			
88-106T		WIRE, CONNECT			
NA01-88-106	1				

CAT. AUNA03-04

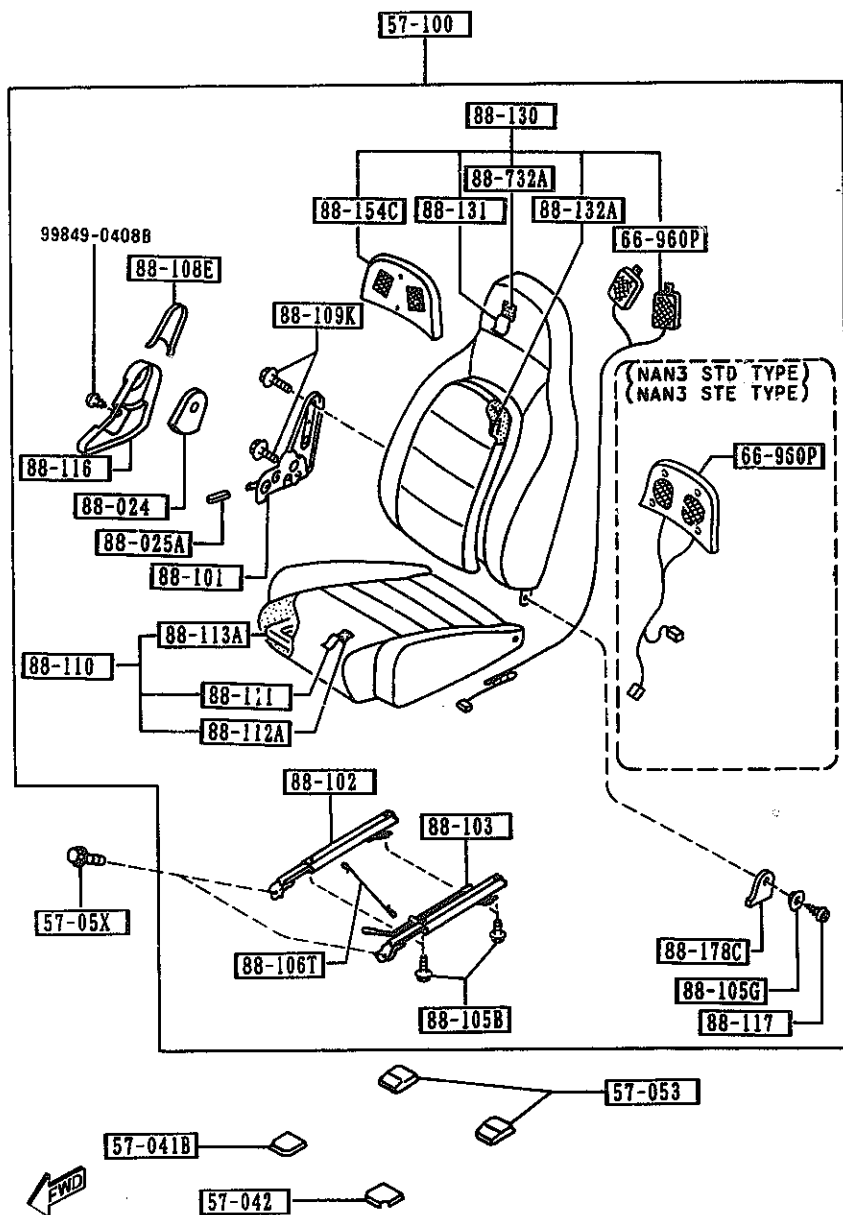
1994-10

(THIS ILLUSTRATION CONSISTS OF 4 PAGES)



PART NO.	QTY	MODEL/RESTRICTION	MODEL/RESTRICTION	MODEL/RESTRICTION	FROM-TO
88-108E		COVER(R), SEAT BACK			
NA01-88-036	1				
00	INT-	NA0 BLACK			
17	INT-	NA2 RED			
88	INT-	NA1 TAN			
88-109K		SCREW, KNUCKLE			
H260-88-109	8				
88-110		CUSHION(R), FRT SEAT			
NAC1-88-110	1	BASE, PKG-A, OPT, (NAN3 STA TYPE) (NAN3 STB TYPE) (NAN3 STE TYPE)			
00	INT-	NA0 BLACK			
NA23-88-110	1	PKG-C, RICO-20TH-ANV SPECIAL-ED, OPT, (NAN3 STC TYPE) (NAN3 STD TYPE)			
17	INT-	NA2 RED			
88	INT-	NA1 TAN			
88-111		TRIM(R), SEAT CUSHION			
NA01-88-111	1	BASE, PKG-A, OPT, (NAN3 STA TYPE) (NAN3 STB TYPE) (NAN3 STE TYPE)			
00	INT-	NA0 BLACK			
NA23-88-111	1	PKG-C, RICO-20TH-ANV SPECIAL-ED, OPT, (NAN3 STC TYPE) (NAN3 STD TYPE)			
17	INT-	NA2 RED			
88	INT-	NA1 TAN			
88-112A		PAD(R), CUSHION-FRT			
NA01-88-112	1				
88-113A		FRAME(R), CUSHION-FRT			
NA01-88-113	1				
88-116		COVER(R), KNUCKLE			
NA01-88-031	1				

(THIS ILLUSTRATION CONSISTS OF 4 PAGES)



AUNA03

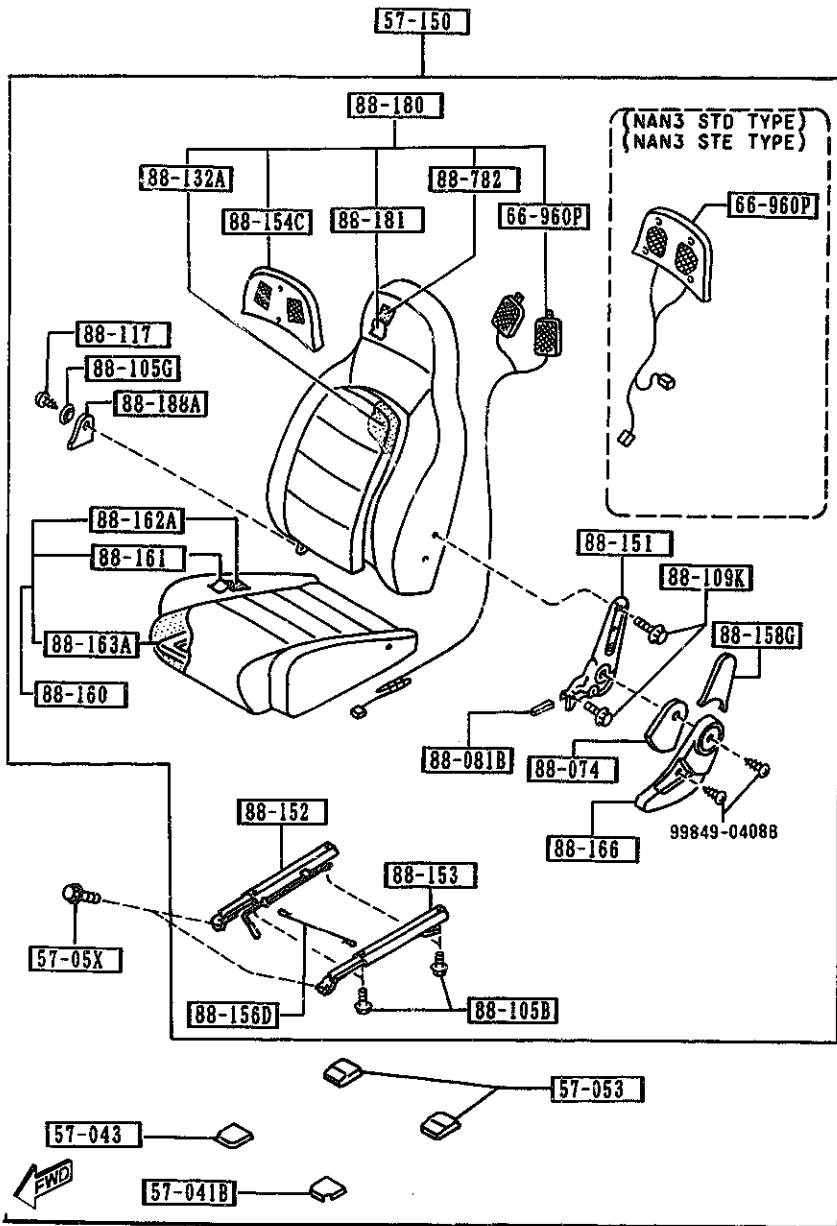
(CONT'D)

PART NO.	QTY	MODEL/RESTRICTION	MODEL/RESTRICTION	MODEL/RESTRICTION	FROM-TO
CONT'D					
00	INT-	NA0 BLACK			
17	INT-	NA2 RED			
88	INT-	NA1 TAN			
		88-117	SCREW, KNUCKLE		
H260-88-107	2				
		88-130	BACK(R), FRONT SEAT		
NA01-88-130A	1	BASE, (NAN3 STA TYPE)			
00	INT-	NA0 BLACK			
NA02-88-130B	1	PKG-A, (NAN3 STB TYPE)			
00	INT-	NA0 BLACK			
NA23-88-130B	1	PKG-C, RICO-20TH-ANV SPECIAL-ED, (NAN3 STC TYPE)			
17	INT-	NA2 RED			
88	INT-	NA1 TAN			
NA52-88-130A	1	OPT, (NAN3 STE TYPE)			
00	INT-	NA0 BLACK			
NA53-88-130A	1	OPT, SPECIAL-ED, (NAN3 STD TYPE)			
17	INT-	NA2 RED			
88	INT-	NA1 TAN			
		88-131	TRIM(R), SEAT BACK		
NA01-88-131	1	BASE, PKG-A, (NAN3 STA TYPE) (NAN3 STB TYPE)			
00	INT-	NA0 BLACK			
NA23-88-131	1	PKG-C, RICO-20TH-ANV SPECIAL-ED, (NAN3 STC TYPE)			
17	INT-	NA2 RED			
88	INT-	NA1 TAN			
NA53-88-131	1	OPT, SPECIAL-ED, (NAN3 STD TYPE)			
17	INT-	NA2 RED			
88	INT-	NA1 TAN			

CAT. AUNA03-04

1994-10

(THIS ILLUSTRATION CONSISTS OF 4 PAGES)



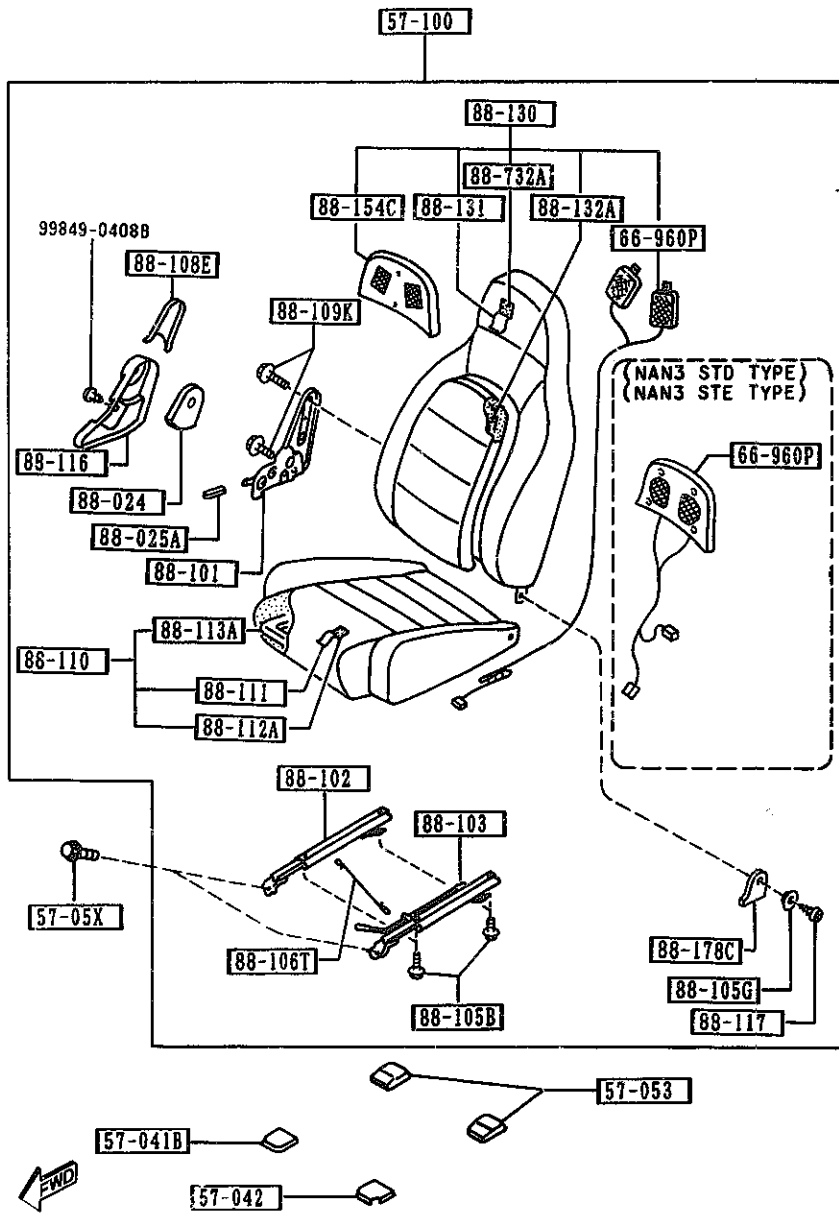
AUNA03

PART NO.	QTY	MODEL/RESTRICTION	MODEL/RESTRICTION	MODEL/RESTRICTION	FROM-TO
CONT'D					
NA54-88-131	1	OPT, (NAN3 STE TYPE)			
00	INT-	NA0 BLACK			
88-132A		PAD(R),BACK-FRT			
NA01-88-132A	2	BASE, PKG-A, PKG-C, RICO-20TH-ANV., SPEC IAL-ED, (NAN3 STA TYPE) (NAN3 STB TYPE) (NAN3 STC TYPE)			
88-151		KNUCKLE(L)-RECLINING			
NA01-88-151A	1				
88-152		ADJUSTER NO.3			
NA01-88-152A	1				
88-153		ADJUSTER NO.4			
NA01-88-153A	1				
88-154C		COVER,HEAD REST			
NA01-88-137	2	BASE, PKG-A, PKG-C, RICO-20TH-ANV., SPEC IAL-ED, (NAN3 STA TYPE) (NAN3 STB TYPE) (NAN3 STC TYPE)			
88-156D		WIRE,CONNECT			
NA01-88-156	1				
88-158G		COVER(L),SEAT BACK			
NA01-88-086	1				
00	INT-	NA0 BLACK			
17	INT-	NA2 RED			
88	INT-	NA1 TAN			
88-160		CUSHION(L),FRT SEAT			
NA01-88-160	1	BASE, PKG-A, OPT, (NAN3 STA TYPE) (NAN3 STB TYPE) (NAN3 STE TYPE)			
00	INT-	NA0 BLACK			
NA23-88-160	1	PKG-C, RICO-20TH-ANV , SPECIAL-ED, OPT,			

CAT. AUNA03-04

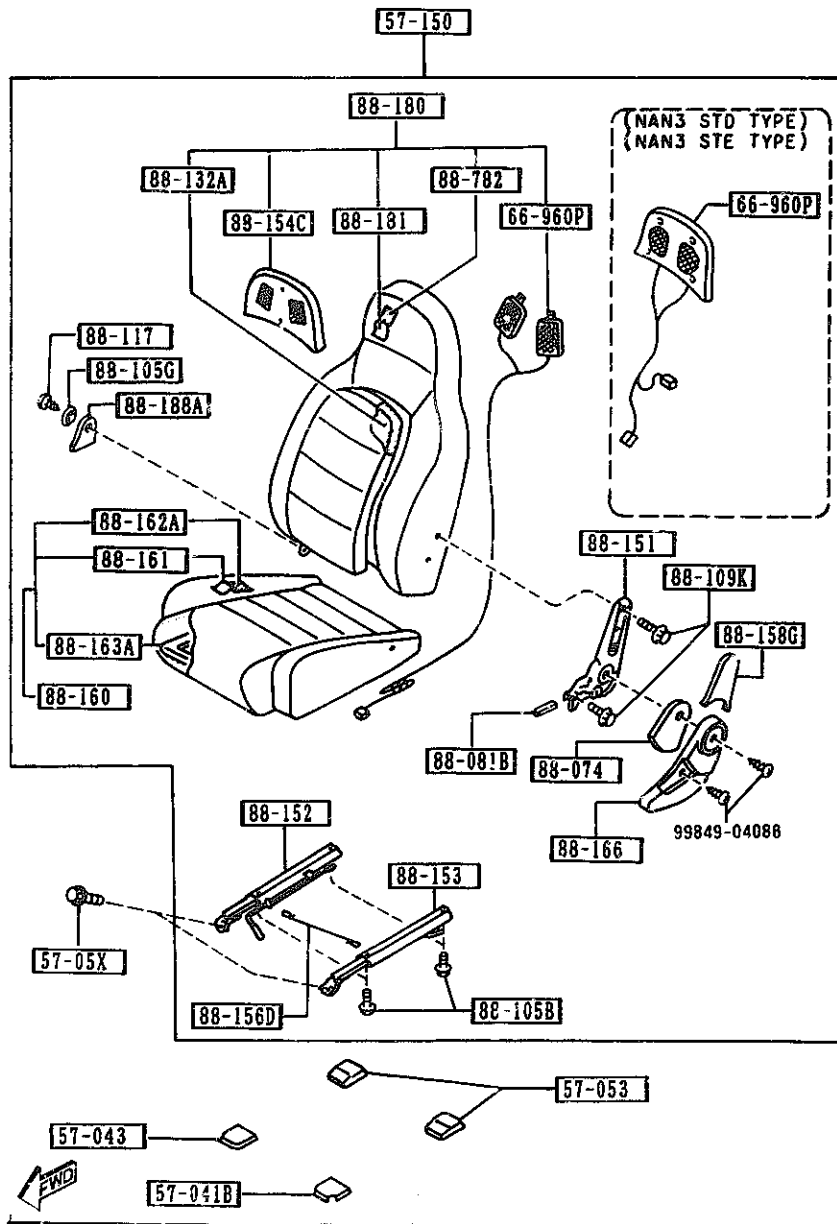
1994-10

(THIS ILLUSTRATION CONSISTS OF 4 PAGES)



PART NO.	QTY	MODEL/RESTRICTION	MODEL/RESTRICTION	MODEL/RESTRICTION	FROM-TO
CONT'D		(NAN3 STC TYPE) (NAN3 STD TYPE)			
17	INT-	NA2 RED			
88	INT-	NA1 TAN			
88-161		TRIM(L), SEAT CUSHION			
NA01-88-161	1	BASE, PKG-A, OPT, (NAN3 STA TYPE) (NAN3 STB TYPE) (NAN3 STE TYPE)			
00	INT-	NA0 BLACK			
NA23-88-161	1	PKG-C, RICO-20TH-ANV , SPECIAL-ED, OPT, (NAN3 STC TYPE) (NAN3 STD TYPE)			
17	INT-	NA2 RED			
88	INT-	NA1 TAN			
88-162A		PAD(L), CUSHION-FRT			
NA01-88-162	1	BASE, PKG-A, OPT, (NAN3 STA TYPE) (NAN3 STB TYPE) (NAN3 STE TYPE)			
N005-88-162	1	PKG-C, RICO-20TH-ANV , SPECIAL-ED, OPT, (NAN3 STC TYPE) (NAN3 STD TYPE)			
88-163A		FRAME(L), CUSHION-FRT			
NA01-88-163	1				
88-166		COVER(L), KNUCKLE			
NA01-88-081	1				
00	INT-	NA0 BLACK			
17	INT-	NA2 RED			
88	INT-	NA1 TAN			
88-178C		COVER(R), HINGE			
NA01-88-035	1				
00	INT-	NA0 BLACK			
17	INT-	NA2 RED			
88	INT-	NA1 TAN			

(THIS ILLUSTRATION CONSISTS OF 4 PAGES)



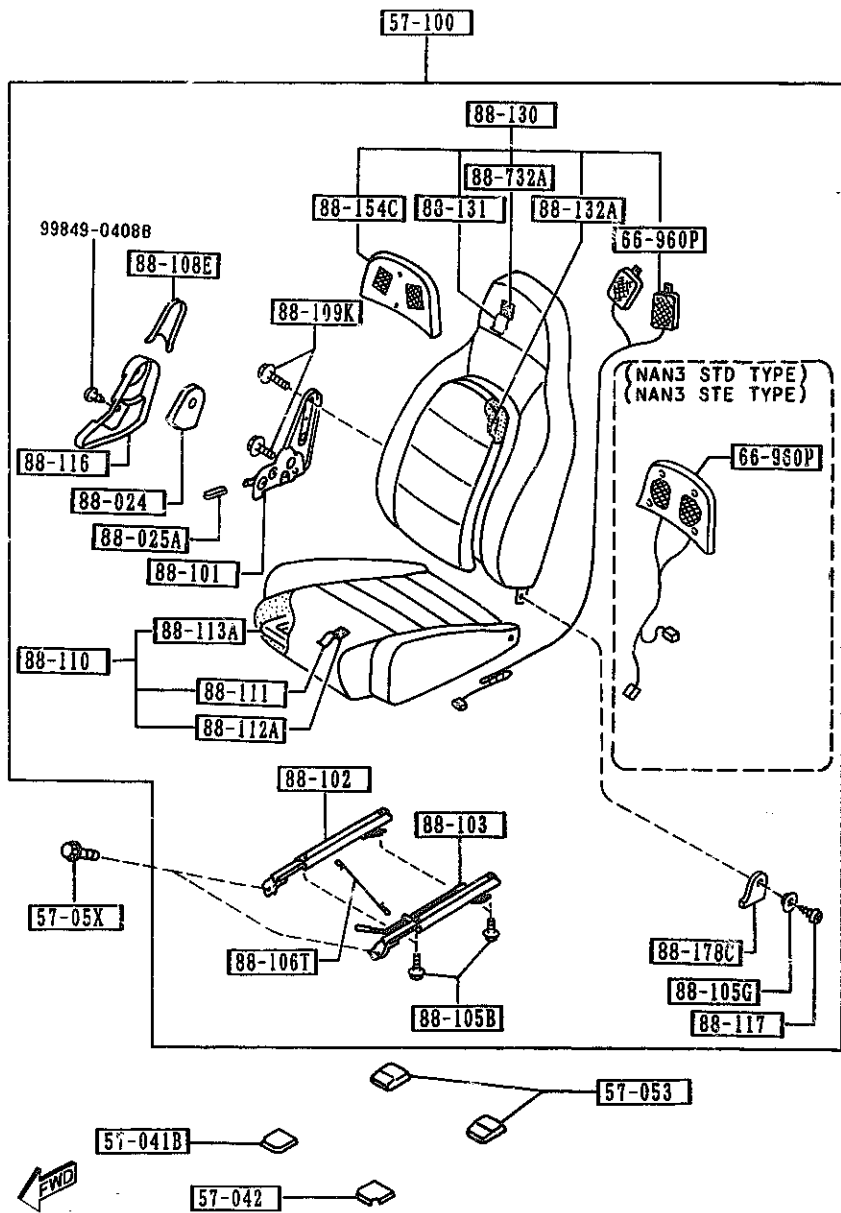
AUNA03

PART NO.	QTY	MODEL/RESTRICTION	MODEL/RESTRICTION	MODEL/RESTRICTION	FROM TO
88-180		BACK(L), FRONT SEAT			
NA01-88-180A	1	BASE, (NAN3 STA TYPE)			
00	INT-	NA0 BLACK			
NA02-88-180B	1	PKG-A, (NAN3 STB TYPE)			
00	INT-	NA0 BLACK			
NA23-88-180B	1	PKG-C, RICO-20TH-ANV , SPECIAL-ED, (NAN3 STC TYPE)			
17	INT-	NA2 RED			
88	INT-	NA1 TAN			
NA52-88-180A	1	OPT, (NAN3 STE TYPE)			
00	INT-	NA0 BLACK			
NA53-88-180A	1	OPT, SPECIAL-ED, (NAN3 STD TYPE)			
17	INT-	NA2 RED			
88	INT-	NA1 TAN			
88-181		TRIM(L), SEAT BACK			
NA01-88-181	1	BASE, PKG-A, (NAN3 STA TYPE) (NAN3 STB TYPE)			
00	INT-	NA0 BLACK			
NA23-88-181	1	PKG-C, RICO-20TH-ANV , SPECIAL-ED, (NAN3 STC TYPE)			
17	INT-	NA2 RED			
88	INT-	NA1 TAN			
NA53-88-181	1	OPT, SPECIAL-ED, (NAN3 STD TYPE)			
17	INT-	NA2 RED			
88	INT-	NA1 TAN			
NA54-88-181	1	OPT, (NAN3 STE TYPE)			
00	INT-	NA0 BLACK			
88-188A		COVER(L), HINGE			
NA01-88-085	1				
00	INT-	NA0 BLACK			

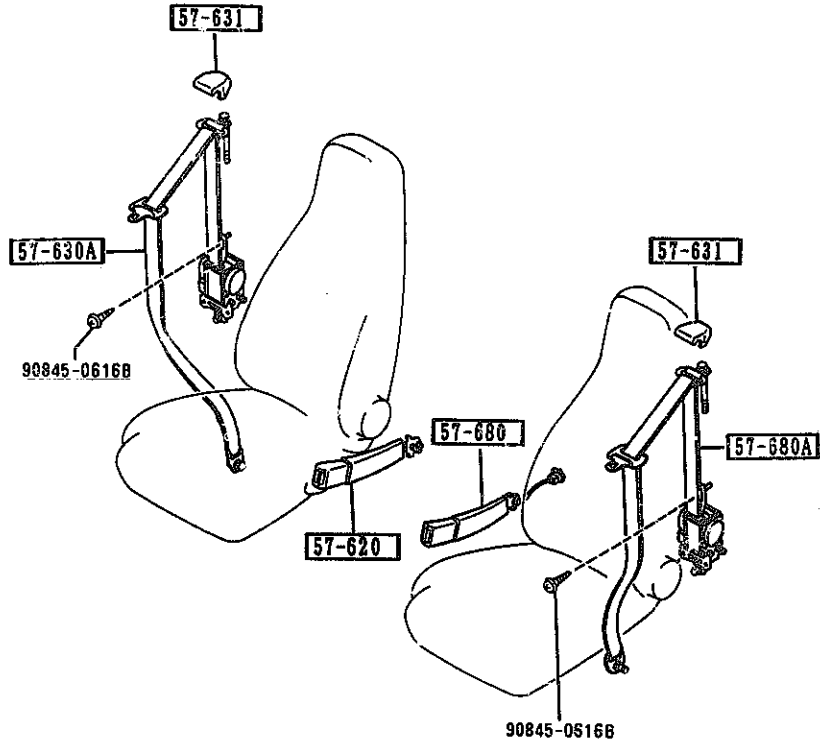
CAT. AUNA03-04

1994-10

(THIS ILLUSTRATION CONSISTS OF 4 PAGES)



PART NO.	QTY	MODEL/RESTRICTION	MODEL/RESTRICTION	MODEL/RESTRICTION	FROM-TO
CONT'D 17	INT-	NA2 RED			
88	TNT-	NA1 TAN			
88-732A		PAD'B'(R),BACK-FRT			
NA01-88-732A	1	BASE, PKG-A, PKG-C, RICO-20TH-ANV., SPEC IAL-ED, (NAN3 STA TYPE) (NAN3 STB TYPE) (NAN3 STC TYPE)			
88-782		PAD'B'(L),BACK-FRT			
NA01-88-782A	1	BASE, PKG-A, PKG-C, RICO-20TH-ANV., SPEC IAL-ED, (NAN3 STA TYPE) (NAN3 STB TYPE) (NAN3 STC TYPE)			



PART NO.	QTY	MODEL/RESTRICTION	MODEL/RESTRICTION	MODEL/RESTRICTION	FROM-TO
57-620		BELT 'A', FRONT SEAT			
NA01-57-620	1				-3301
00	INT-	NA0 NA1 NA2 BLACK			
NA01-57-620A	1				3301-
00	INT-	NA0 NA1 NA2 BLACK			
57-630A		BELT 'B' (R), FRT SEAT			
NA01-57-630C	1				
00	INT-	NA0 BLACK			
17	INT-	NA2 RED			
88	INT-	NA1 TAN			
57-631		COVER, ANCHOR			
NA01-57-631B	2				
00	INT-	NA0 NA1 NA2 BLACK			
57-680		BELT 'A', FRONT SEAT			
NA01-57-680	1				-3301
00	INT-	NA0 NA1 NA2 BLACK			
NA01-57-680A	1				3301-
00	INT-	NA0 NA1 NA2 BLACK			
57-680A		BELT 'B' (L), FRT SEAT			
NA01-57-690A	1				
00	INT-	NA0 BLACK			
17	INT-	NA2 RED			
88	INT-	NA1 TAN			
3301 NA351R-416214					

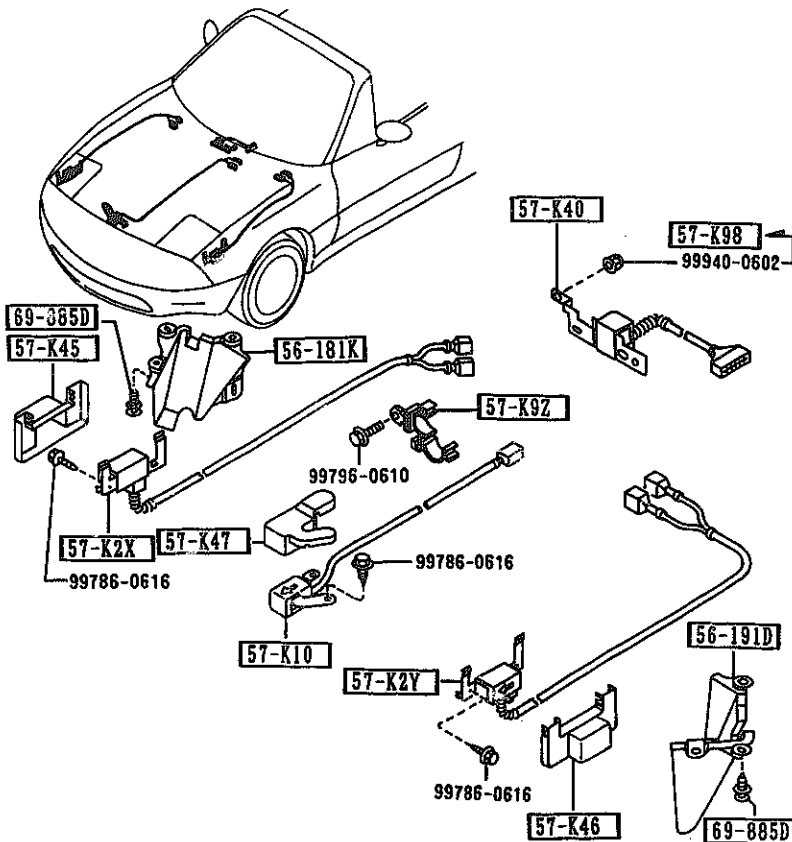
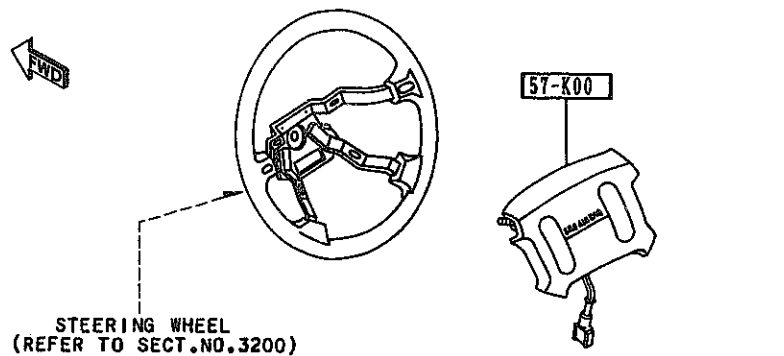


AUNA03

CAT. AUNA03-04

1994-10



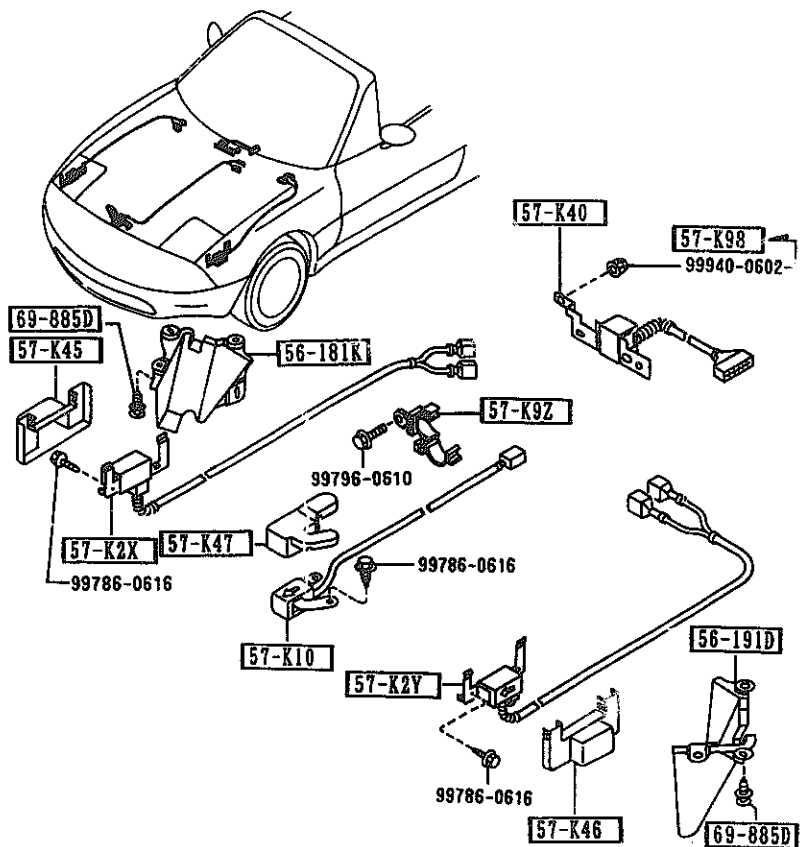
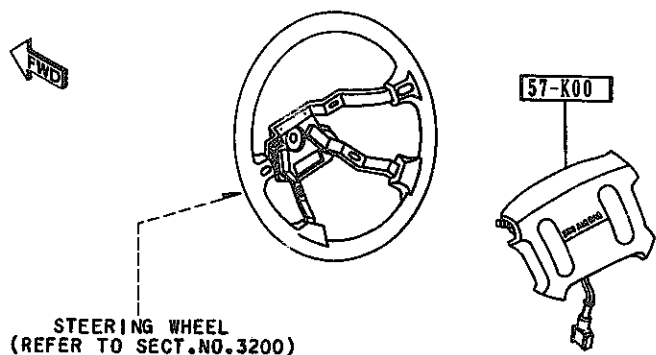


PART NO.	QTY	MODEL/RESTRICTION	MODEL/RESTRICTION	MODEL/RESTRICTION	FROM-TO
56-181K		COVER(R), SENSOR-AIR BAG			
NA01-56-191A	1				
56-191D		COVER(L), SENSOR-AIR BAG			
NA01-56-181A	1	(W/O A. LOCK BRAKE)			
57-K00		MODULE, AIR BAG			
NA01-57-K00C	1				-2B02
00	INT-	NA0 NA1 BLACK			
NA01-57-K00D	1				2B02-
00	INT-	NA0 NA1 NA2 BLACK			
57-K10		SENSOR(C), AIR BAG			
NA01-57-K10H	1				
57-K2X		SENSOR(R), AIR BAG			
NA01-57-K2XJ	1				
57-K2Y		SENSOR(L), AIR BAG			
NA01-57-K2YJ	1				
57-K40		SENSOR, AIR BAG-INNER			
NA01-57-K40D	1				
57-K45		COVER(R), SENSOR			
NA01-57-K45B	1				
57-K46		COVER(L), SENSOR			
NA01-57-K46B	1				
57-K47		COVER(C), SENSOR			
NA01-57-K47C	1				
57-K9Z		BRACKET, CLIP			
NA01-57-K9ZB	1				
57-K98		NUT			
FC66-57-K98	2				3401-
69-885D		FASTENER			
2B02 NA351*-401954 3401 NA351*-418700					

AUNA03

CAT. AUNA03-04

1994-10



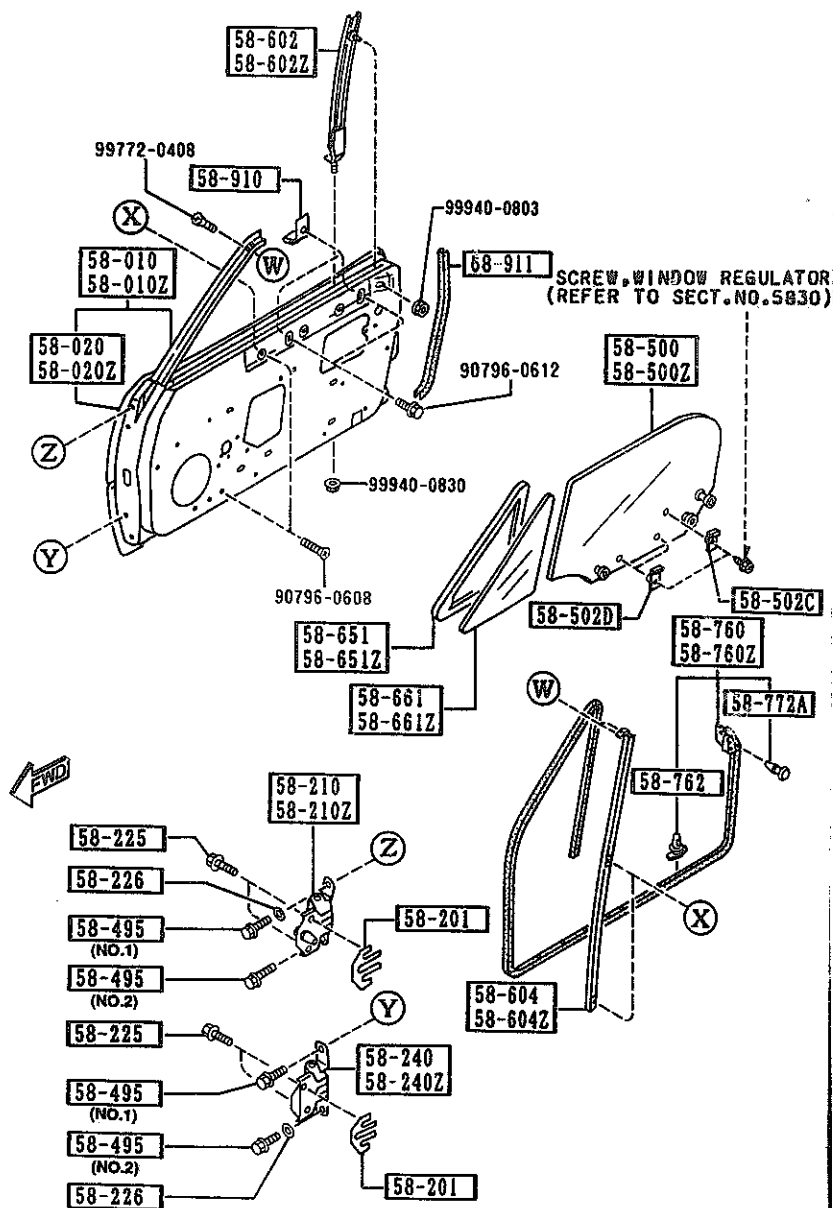
PART NO.	QTY	MODEL/RESTRICTION	MODEL/RESTRICTION	MODEL/RESTRICTION	FROM-TO
CONT'D					
NA01-56-145	4	(A.LOCK BRAKE)			
NA01-56-145	8	(W/O A.LOCK BRAKE)			

AUNA03

CAT. AUNA03-04

1994-10

5800 FRONT DOORS



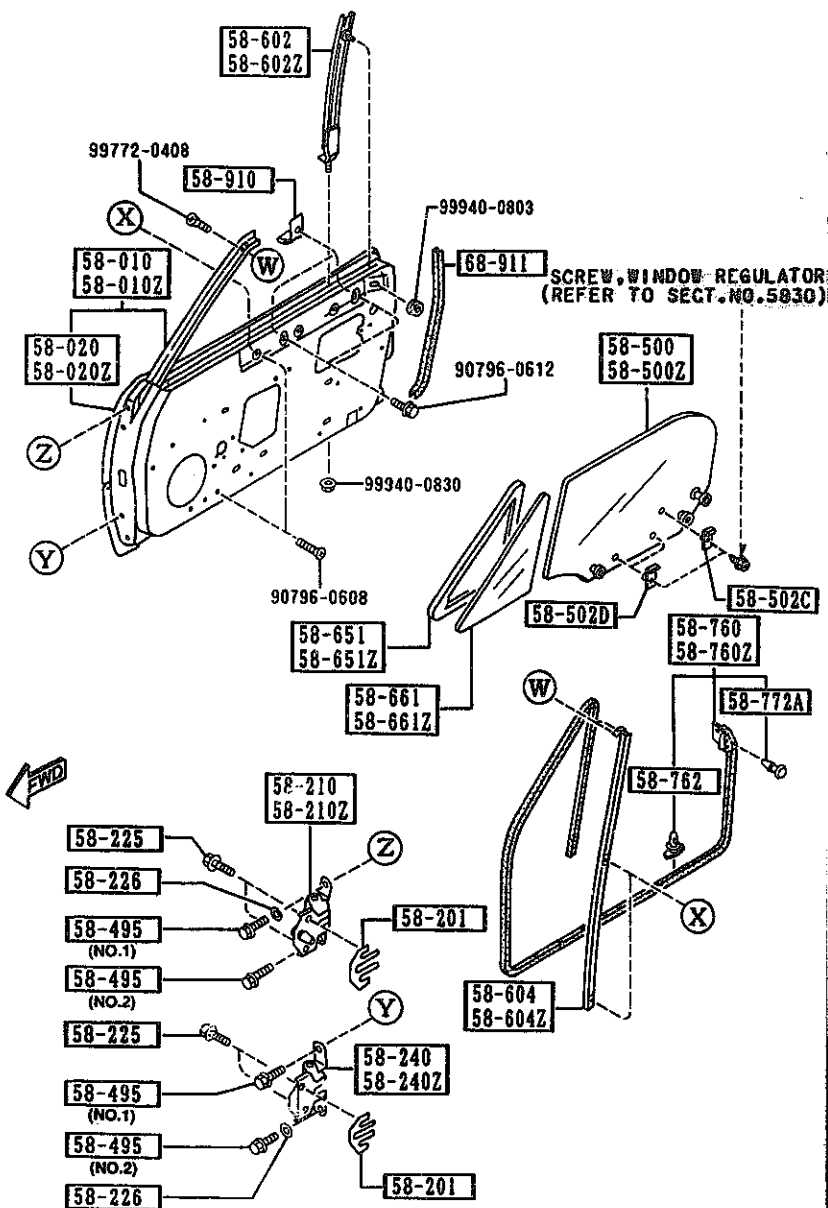
PART NO.	QTY	MODEL/RESTRICTION	MODEL/RESTRICTION	MODEL/RESTRICTION	FROM TO
58-010 MAY2-58-020	1	BODY(R), FRONT DOOR			
58-010Z MAY2-59-020	1	BODY(L), FRONT DOOR			
58-020 NA52-58-030A	1	PANEL(R), OUT.-FRT DOOR			
58-020Z NA52-59-030A	1	PANEL(L), OUT.-FRT DOOR			
58-201 8092-58-201A	4	SHIM, HINGE-DOOR			
58-210 FB01-58-210	1	HINGE(R), DOOR-UPPER			
58-210Z FB01-59-210	1	HINGE(L), DOOR-UPPER			
58-225 B455-58-225	8	BOLT, SETTING-HINGE LOWER			
58-226 GJ21-58-226	4	WASHER, SETTING			
58-240 B156-58-240	1	HINGE(R), DOOR-LOWER			
58-240Z B156-59-240	1	HINGE(L), DOOR-LOWER			
58-495 BA54-58-225	4	BOLT, SET	(ILLUST. NO.1)		
58-495 S085-58-225	4	BOLT, SET	(ILLUST. NO.2)		
58-500 NA01-58-510	1	GLASS(R), DOOR-FRT			

AUNA03

CAT. AUNA03-04

1994-10

5800 FRONT DOORS



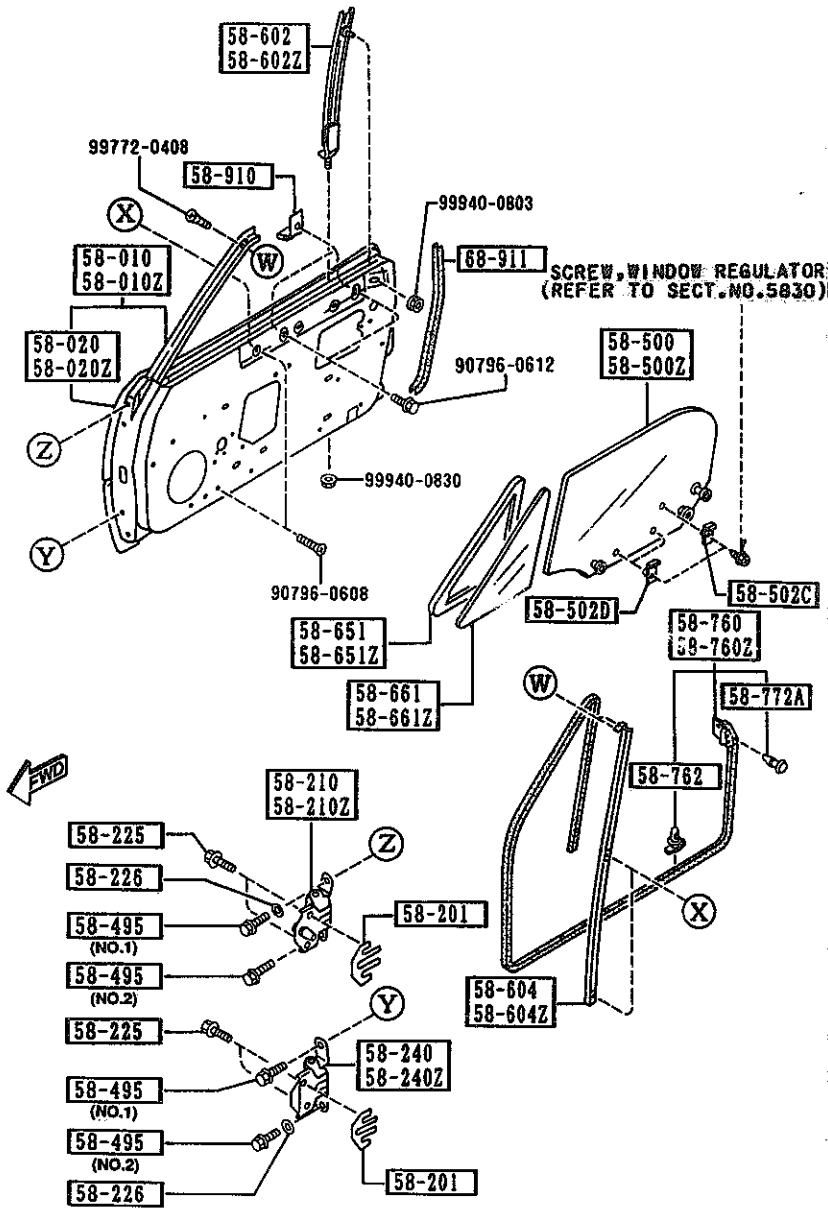
PART NO.	QTY	MODEL/RESTRICTION	MODEL/RESTRICTION	MODEL/RESTRICTION	FROM-TO
58-500Z		GLASS(L), DOOR-FRT			
NA01-59-510	1				
58-502C		GROMMET, SCREW			
B235-58-502	2				
58-502D		GROMMET, SCREW-DOOR GLASS			
UB39-58-502A	4				
58-502		GUIDE 'B' (R), GLASS			-3330
NA01-58-603C AN(NA01-58-603D)	1				
NA01-58-603D	1				3330-
58-602Z		GUIDE 'B' (L), GLASS			-3330
NA01-59-603C AN(NA01-59-603D)	1				
NA01-59-603D	1				3330-
58-604		CHANNEL (R), DIVISION-DOOR			
NA01-58-604B	1				
58-604Z		CHANNEL (L), DIVISION-DOOR			
NA01-59-604B	1				
58-651		WEATHERSTRIP (R)			
NA01-58-651A	1				
58-651Z		WEATHERSTRIP (L)			
NA01-59-651A	1				
58-661		GLASS (R), VENTILATOR			
NA01-58-661	1				
58-661Z		GLASS (L), VENTILATOR			
NA01-59-661	1				
58-760		WEATHERSTRIP (R), DOOR			
NA01-58-760D	1				
58-760Z		WEATHERSTRIP (L), DOOR			
3330 NA351*-418700					

AUNA03

CAT. AUNA03-04

1994-10

5800 FRONT DOORS



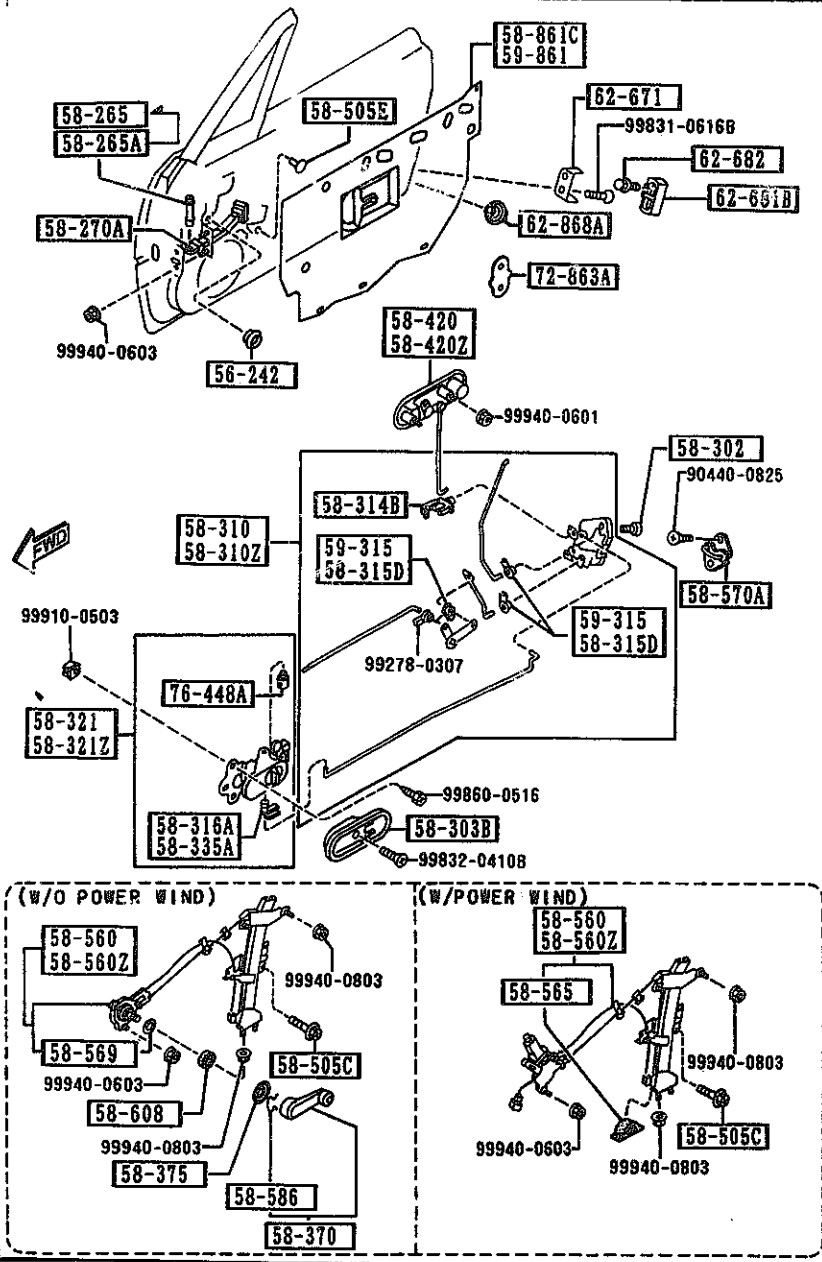
PART NO.	QTY	MODEL/RESTRICTION	MODEL/RESTRICTION	MODEL/RESTRICTION	FROM-TO
CONT'D					
NA01-59-760D	1				
58-762		FASTENER			
G031-58-762	42				
58-772A		FASTENER			
1011-58-772	4				
58-910		STOPPER, GLASS			
H272-58-911	4				
68-911		WELT, SEAMING			
NA01-68-911	2				
00	INT-	NA0 NA1 NA2 BLACK			

AUNA03

CAT. AUNA03-04

1994-10

5830 FRONT DOOR MECHANISMS



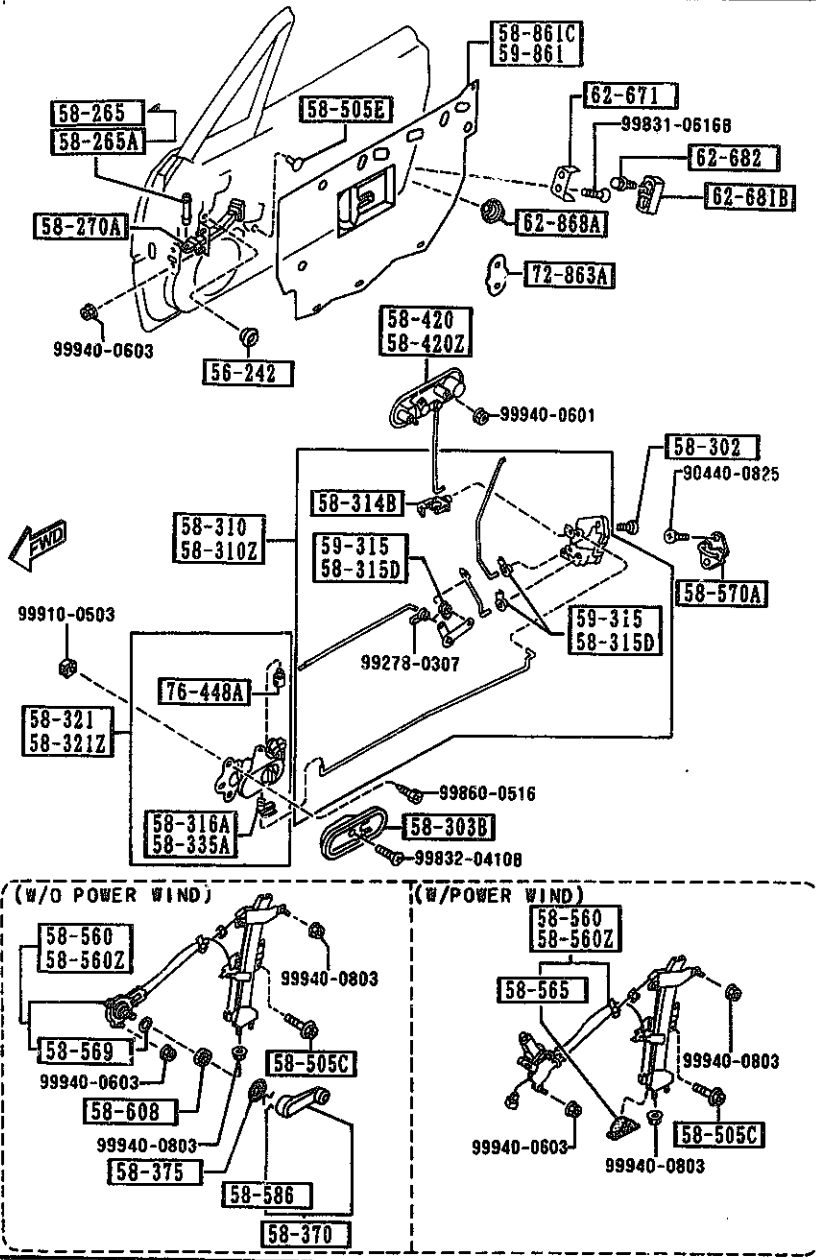
PART NO.	QTY	MODEL/RESTRICTION	MODEL/RESTRICTION	MODEL/RESTRICTION	FROM-TO
56-242		PLUG, DRAIN			
Q118-56-242B	2				
58-265		PIN, CHECKER			3201-
BC10-58-265	2				
58-265A		PIN, CHECKER			-3201
H260-58-265C	2				
58-270A		CHECKER, DOOR			
NA01-58-270A	2				
58-302		SCREW, TAPPING-DOOR LOCK			
H030-58-302A	6				
58-303B		COVER, INNER HANDLE			
NA01-58-303	2				
00	INT-	NA0 NA1 NA2 BLACK			
58-310		LOCK (R), DOOR			
NA01-58-310B	1				
58-310Z		LOCK (L), DOOR			
NA01-59-310B	1				
58-314B		JOINT			
H043-72-411	2				
58-315D		CLIP (R)			
G030-58-315	3				
58-316A		CLIP			
B001-59-335	1				
58-321		HANDLE (R), INNER			
NA01-58-330A	1				
00	INT-	NA0 NA1 NA2 BLACK			
58-321Z		HANDLE (L), INNER			
NA01-59-330A	1				
3201 NA351*-413071					

AUNA03

CAT. AUNA03-04

1994-10

5830 FRONT DOOR MECHANISMS



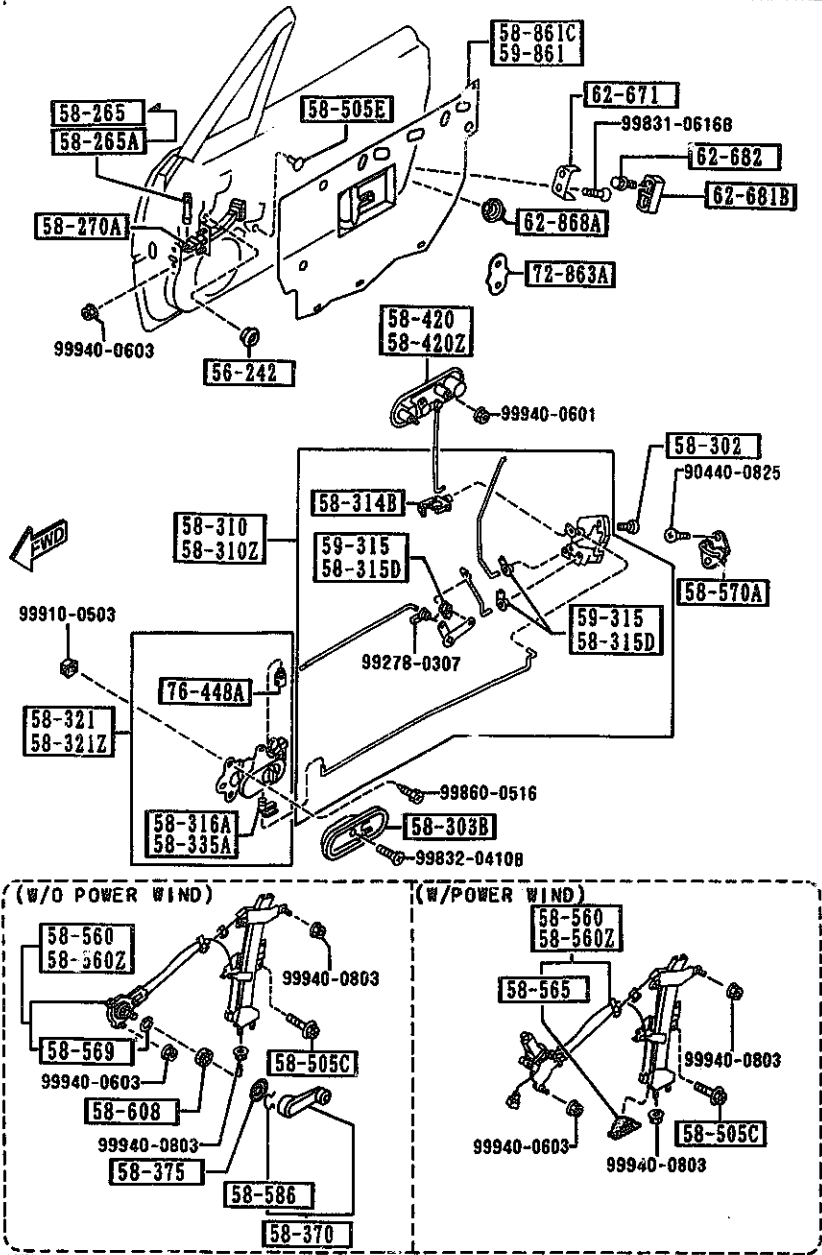
PART NO.	QTY	MODEL/RESTRICTION	MODEL/RESTRICTION	MODEL/RESTRICTION	FROM-TO
CONT'D					
00	INT-	NA0 NA1 NA2 BLACK			
		58-335A	CLIP		
*FB01-58-335	1				
		58-370	HANDLE, REGULATOR		
B092-58-580	2		BASE, (W/O POWER WIND.)		
00	INT-	NA0 NA1 NA2 BLACK			
		58-375	ESCUTCHEON		
B001-58-582A	2		BASE, (W/O POWER WIND.)		
00	INT-	NA0 NA1 NA2 BLACK			
		58-420	HANDLE(R), OUT.		
NA01-58-410D	1				
		58-420Z	HANDLE(L), OUT.		
NA01-59-410D	1				
		58-505C	SCREW, WINDOW REGULAT		
B092-58-505	6		OR		
		58-505E	CAP		
B092-58-355	2		BASE, (W/O POWER WIND.)		
		58-560	REGULATOR(R), WINDOW		
NA01-58-560C	1				-2A01
AN(NA01-58-560D)					
NA02-58-560C	1				-2A01
AN(NA02-58-560D)					
NA01-58-560D	1		BASE, (W/O POWER WIND.)		2A01-
NA02-58-560D	1		PKG-B, RICO-20TH-ANV (W/POWER WIND.)		2A01-
		58-560Z	REGULATOR(L), WINDOW		
NA01-59-560C	1				-2A01
AN(NA01-59-560D)					
NA02-59-560C	1				-2A01
AN(NA02-59-560D)					
2A01 NA351X-403707					

AUNA03

CAT. AUNA03-04

1994-10

5830 FRONT DOOR MECHANISMS



PART NO.	QTY	MODEL/RESTRICTION	MODEL/RESTRICTION	MODEL/RESTRICTION	FROM-TO
CONT'D					
NA01-59-560D	1	BASE, (W/O POWER WIND.)			2A01-
NA02-59-560D	1	PKG-B, RICO-20TH-ANV (W/POWER WIND.)			2A01-
58-565		RUBBER, STOPPER			
H030-58-565	2	PKG-B, RICO-20TH-ANV (W/POWER WIND.)			
58-560		GASKET, WINDOW REGULA TOR			
B092-58-569	2	BASE, (W/O POWER WIND.)			
58-570A		STRIKER			
B001-58-361A	2				
58-586		RING, SNAP			
B001-58-585	2	BASE, (W/O POWER WIND.)			
58-608		PAD			
B092-58-863A	2	BASE, (W/O POWER WIND.)			
58-861C		SCREEN(R), FRONT DOOR			
NA01-58-861A	1	BASE, (W/O POWER WIND.)			
NA02-58-861A	1	PKG-B, RICO-20TH-ANV (W/POWER WIND.)			
59-315		CLIP			
G030-59-315	3				
59-861		SCREEN(L), FRONT DOOR			
NA01-59-861A	1	BASE, (W/O POWER WIND.)			
NA02-59-861A	1	PKG-B, RICO-20TH-ANV (W/POWER WIND.)			
62-671		DOVETAIL, LIFT GATE			
S084-62-671	2				
2A01 NA351X-403707					

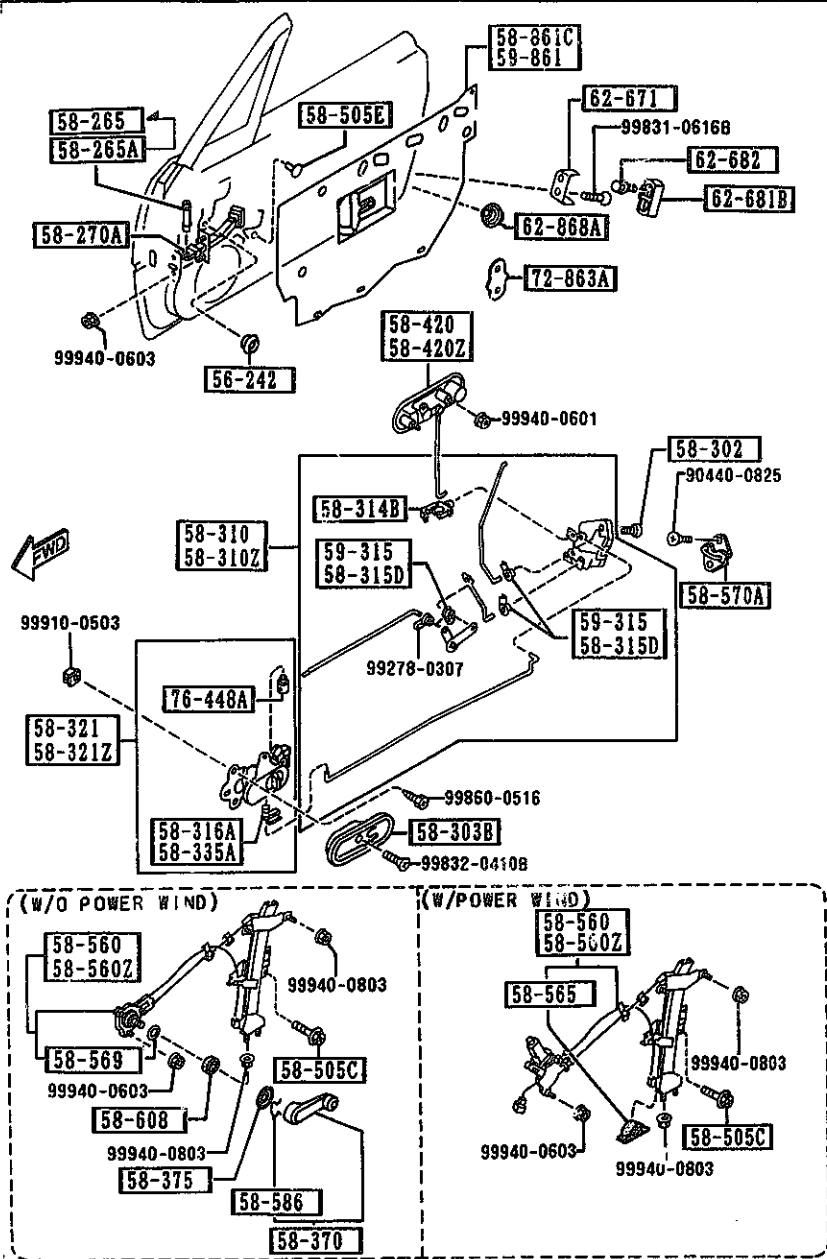
AUNA03

CAT. AUNA03-04

1994-10



5830 FRONT DOOR MECHANISMS



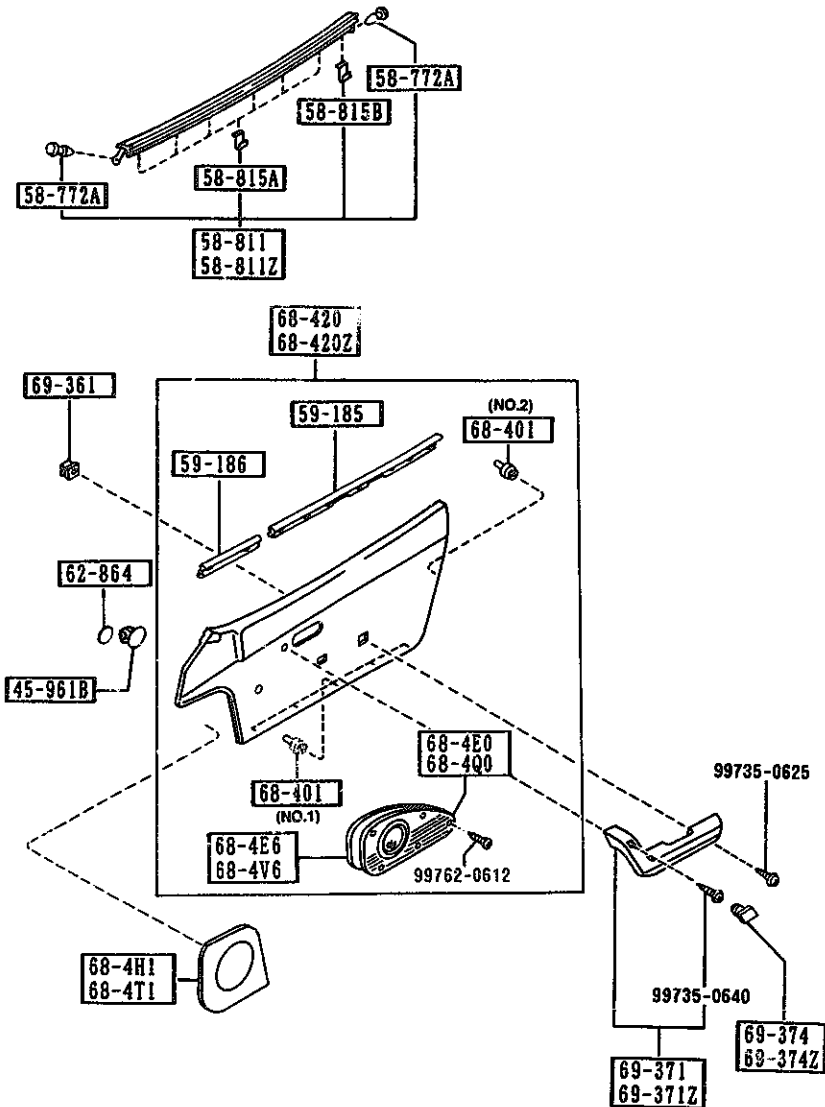
PART NO.	QTY	MODEL/RESTRICTION	MODEL/RESTRICTION	MODEL/RESTRICTION	FROM-TO
62-681B		WEDGE, DOOR-FRONT			
NA01-62-681	2				
62-682		SCREW, WEDGE-LIFT GATE			
B216-62-682	4				
62-868A		COVER, HOLE-LIFT GATE			
B499-62-868	2				
72-863A		PAD			
H260-72-864B	2				
76-448A		CLIP			
G330-76-448	2				

AUNA03

CAT. AUNA03-04

1994-10

5840 FRONT DOOR TRIMS & RELATED PARTS



PART NO.	QTY	MODEL/RESTRICTION	FROM-TO
45-961B		CAP	
H002-45-961	2	(W/POWER WIND., W/STEEL KICK P.)	2804-
58-772A		FASTENER	
1011-58-772	4		
58-811		WEATHERSTRIP(R), OUT.	
NA01-58-810D	1		
58-811Z		WEATHERSTRIP(L), OUT.	
NA01-59-810D	1		
53-815A		CLIP, WEATHERSTRIP-OUTER	
NA01-58-815	12		
58-815B		CLIP 'A', WEATHERSTRIP-OUT	
B157-58-815	2		
59-185		WEATHERSTRIP NO.1	
NA01-58-821	2		
59-186		WEATHERSTRIP NO.2	
NA02-58-821	2		
62-864		TAPE, PROTECTOR-STOPPER	
G043-62-864 AN(G043-62-864A)	2		-3410
G043-62-864A	2	OPT, SPECIAL-ED, (W/STEEL KICK PLATE)	3410-
68-4E0		PLATE(R), KICK-D. TRIM	
N020-68-4E1	1	OPT, SPECIAL-ED, (W/STEEL KICK PLATE)	
68-4E6		PLATE(R)	
N020-68-4E6	1	OPT, SPECIAL-ED, (W/STEEL KICK PLATE)	
68-4H1		GRILLE(R), SPEAKER	
NA01-68-4H0	1	BASE, RICO-20TH-ANV.	
2804 NA351*-400128 3410 NA351*-419040			

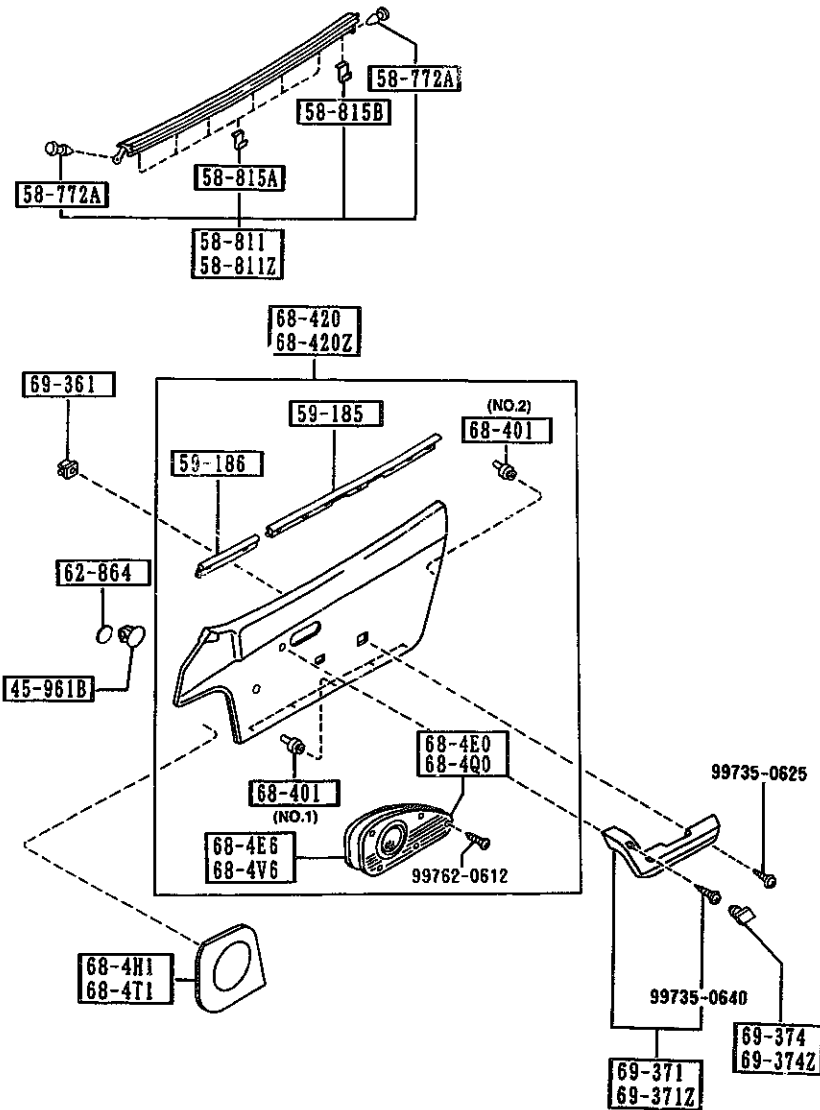


AUNA03

CAT. AUNA03-04

1994-10

5840 FRONT DOOR TRIMS & RELATED PARTS



PART NO.	QTY	MODEL/RESTRICTION	MODEL/RESTRICTION	MODEL/RESTRICTION	FROM-TO
CONT'D					
00	INT-	NA0 NA1 NA2 BLACK	(W/PLASTIC KICK PLATE)		
88	INT-	NA1 TAN/BLACK			
		68-4Q0	PLATE(L), KICK-D. TRIM		
NO20-68-4V1	1	OPT, SPECIAL-ED, (W/STEEL KICK PLATE)			
		68-4T1	GRILLE(L), SPEAKER		
NA01-68-4W0	1	BASE, RICO-20TH-ANV. (W/PLASTIC KICK PLATE)			
00	INT-	NA0 NA1 NA2 BLACK			
88	INT-	NA1 TAN/BLACK			
		68-4V6	PLATE(L)		
NO20-68-4V6	1	OPT, SPECIAL-ED, (W/STEEL KICK PLATE)			
		68-401	FASTENER, DOOR TRIM		
B100-68-401	10	BASE, RICO-20TH-ANV. (ILLUST. NO.1) (W/PLASTIC KICK PLATE)			
B100-68-401	16	(ILLUST. NO.1)			
W201-68-401	12	(ILLUST. NO.2)			
		68-420	TRIM(R), DOOR		
NA01-68-420C	1	BASE, (W/PLASTIC K. PLATE, W/O P.WIND, W/O SENSORY SOUND)			
00	INT-	NA0 BLACK			
17	INT-	NA2 RED			
88	INT-	NA1 BLACK/TAN			
NA02-68-420C	1	PKG-B, (W/PLASTIC K. PLATE, W/P.WIND, W/O SENSORY SOUND)			
00	INT-	NA0 BLACK			



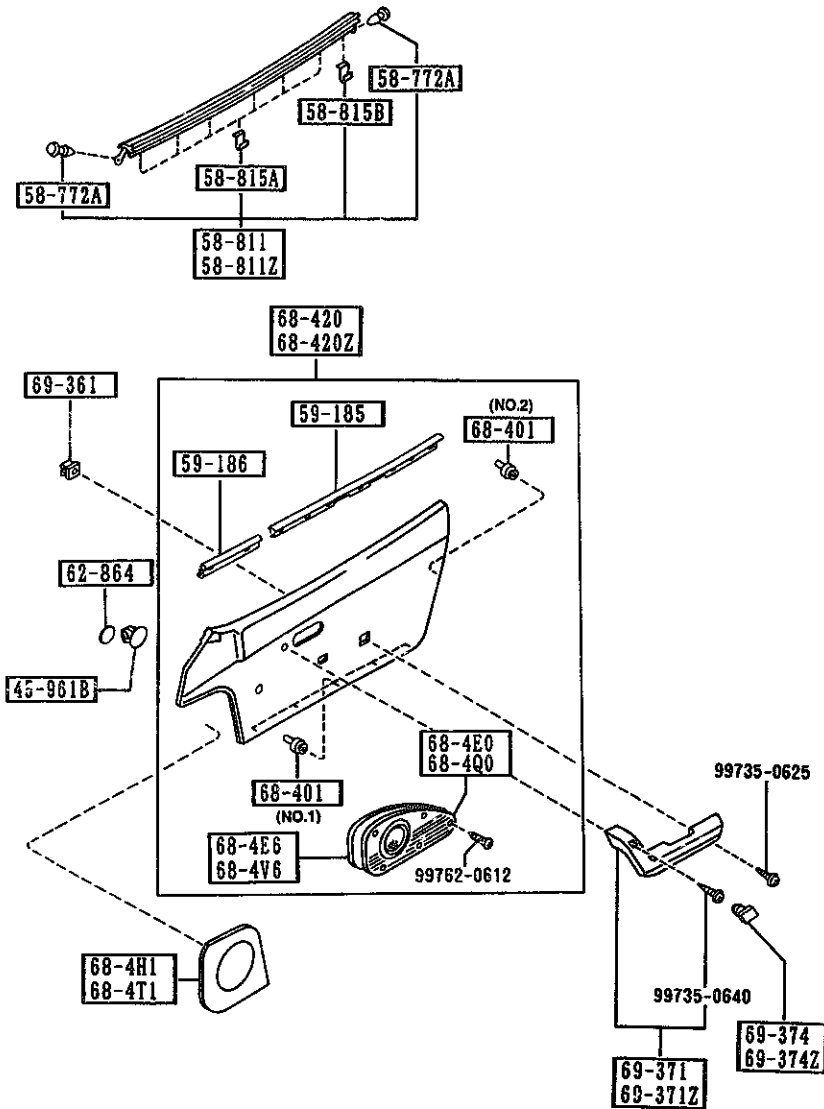
AUNA03

CAT. AUNA03-04

1994-10

5840 FRONT DOOR TRIMS & RELATED PARTS

5840 -3 FRONT DOOR TRIMS & RELATED PARTS



PART NO.	QTY	MODEL/RESTRICTION	MODEL/RESTRICTION	MODEL/RESTRICTION	FROM TO
CONT'D					
17	INT-	NA2 RED			
88	INT-	NA1 BLACK/TAN			
N018-68-420A	1	OPT, (W/PLASTIC K.PLATE.W/O P.WIND, W/SENSORY SOUND)			
00	INT-	NA0 BLACK			
17	INT-	NA2 RED			
88	INT-	NA1 TAN			
N019-68-420A	1	OPT, (W/PLASTIC KICK PLATE, W/P.WIND, W/SENSORY SOUND)			
00	INT-	NA0 BLACK			
17	INT-	NA2 RED			
88	INT-	NA1 TAN			
N020-68-420A	1	OPT, RICO-20TH-ANV., SPECIAL-ED, (W/STEEL KICK PLATE, W/P.WIND, W/O SENSOR Y SOUND)			-2A01
00	INT-	NA0 BLACK			
17	INT-	NA2 RED			
88	INT-	NA1 TAN			
N021-68-420B	1	OPT, SPECIAL-ED, (W/STEEL KICK PLATE, W/P.WIND, W/SENSORY SOUND)			-2A01
00	INT-	NA0 BLACK			
17	INT-	NA2 RED			
88	INT-	NA1 TAN			
N020-68-420B	1	OPT, RICO-20TH-ANV., SPECIAL-ED, (W/STEEL KICK PLATE, W/P.WIND, W/O SENSOR Y SOUND)			2A01-
00	INT-	NA0 BLACK			
17	INT-	NA2 RED			
88	INT-	NA1 TAN			
N021-68-420C	1	OPT, SPECIAL-ED, (W/STEEL KICK PLATE, W/P.WIND, W/SENSORY SOUND)			2A01-
00	INT-	NA0 BLACK			

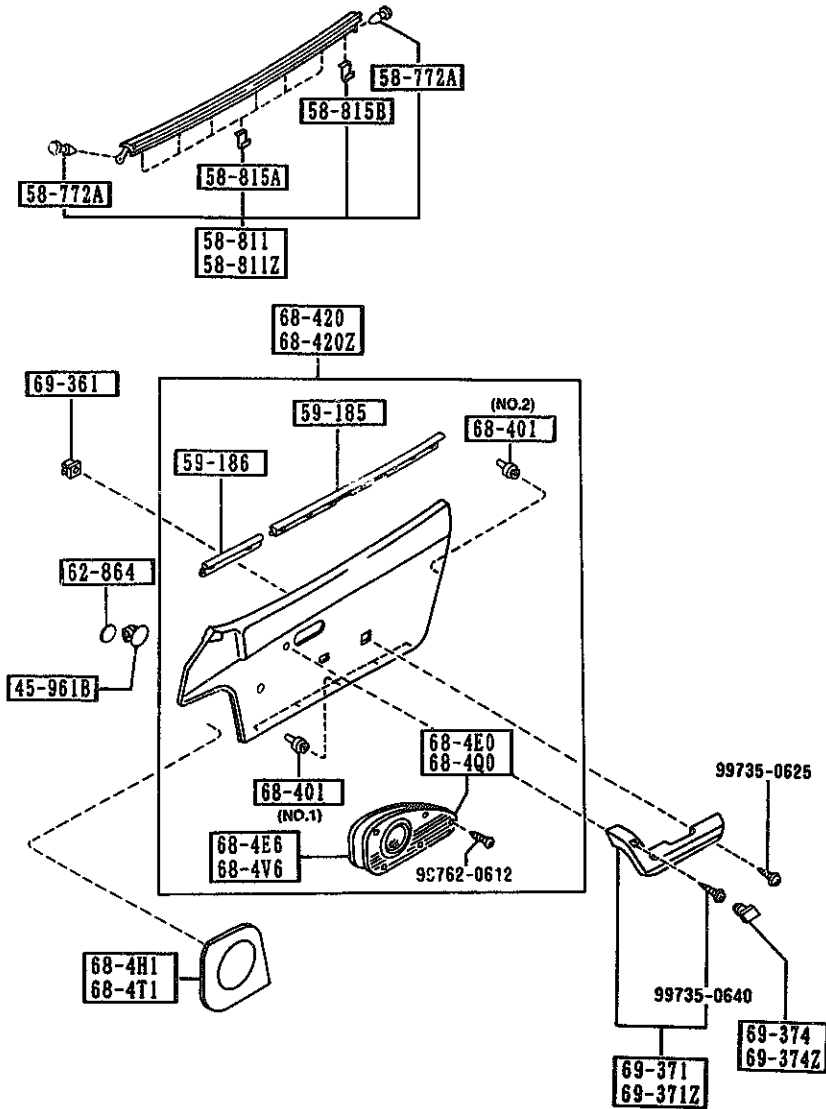
2A01 NA351\*-401954



AUNA03

CAT. AUNA03-04

1994-10



PART NO.	QTY	MODEL/RESTRICTION	MODEL/RESTRICTION	MODEL/RESTRICTION	FROM-TO
CONT'D					
17	INT-	NA2 RED			
88	INT-	NA1 TAN			
		68-420Z	TRIM(L), DOOR		
NA01-68-450C	1	BASE, (W/PLASTIC K.PLATE,W /O P.WIND, W/O SENSO RY SOUND)			
00	INT-	NA0 BLACK			
17	INT-	NA2 RED			
88	INT-	NA1 BLACK/TAN			
NA02-68-450C	1	PKG-B, (W/PLASTIC K.PLATE,W /P.WIND, W/O SENSORY SOUND)			
00	INT-	NA0 BLACK			
17	INT-	NA2 RED			
88	INT-	NA1 BLACK/TAN			
N018-68-450A	1	OPT, (W/PLASTIC K.PLATE,W /O P.WIND, W/SENSORY SOUND)			
00	INT-	NA0 BLACK			
17	INT-	NA2 RED			
88	INT-	NA1 TAN			
N019-68-450A	1	OPT, (W/PLASTIC KICK PLAT E,W/P.WIND, W/SENSOR Y SOUND)			
00	INT-	NA0 BLACK			
17	INT-	NA2 RED			
88	INT-	NA1 TAN			
N020-68-450A	1	OPT, RICO-20TH-ANV., SPECIAL-ED, (W/STEEL KICK PLATE, W/P.WIND, W/O SENSOR Y SOUND)			-2A01
00	INT-	NA0 BLACK			
17	INT-	NA2 RED			
88	INT-	NA1 TAN			
N021-68-450B	1	OPT, SPECIAL-ED, (W/STEEL KICK PLATE, W/P.WIND, W/SENSORY SOUND)			-2A01

2A01 NA351#-401954



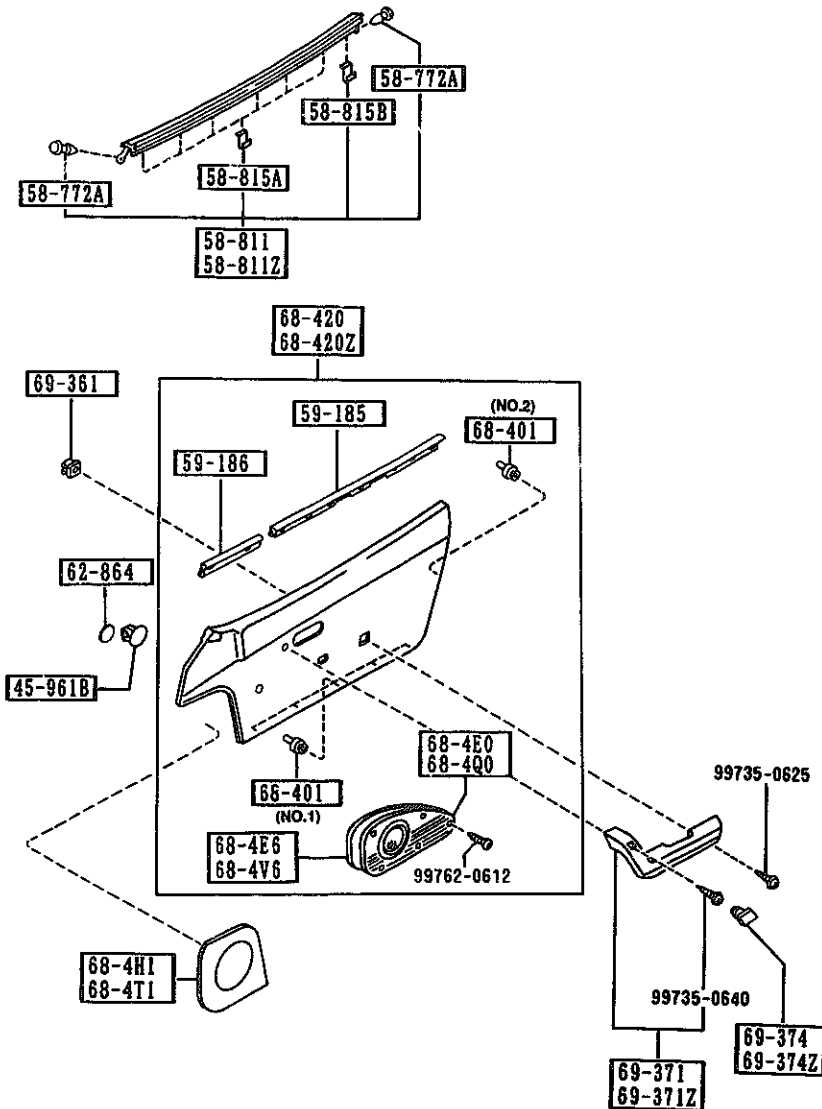
AUNA03

CAT. AUNA03-04

1994-10

5840 FRONT DOOR TRIMS & RELATED PARTS

5840 -5 FRONT DOOR TRIMS & RELATED PARTS



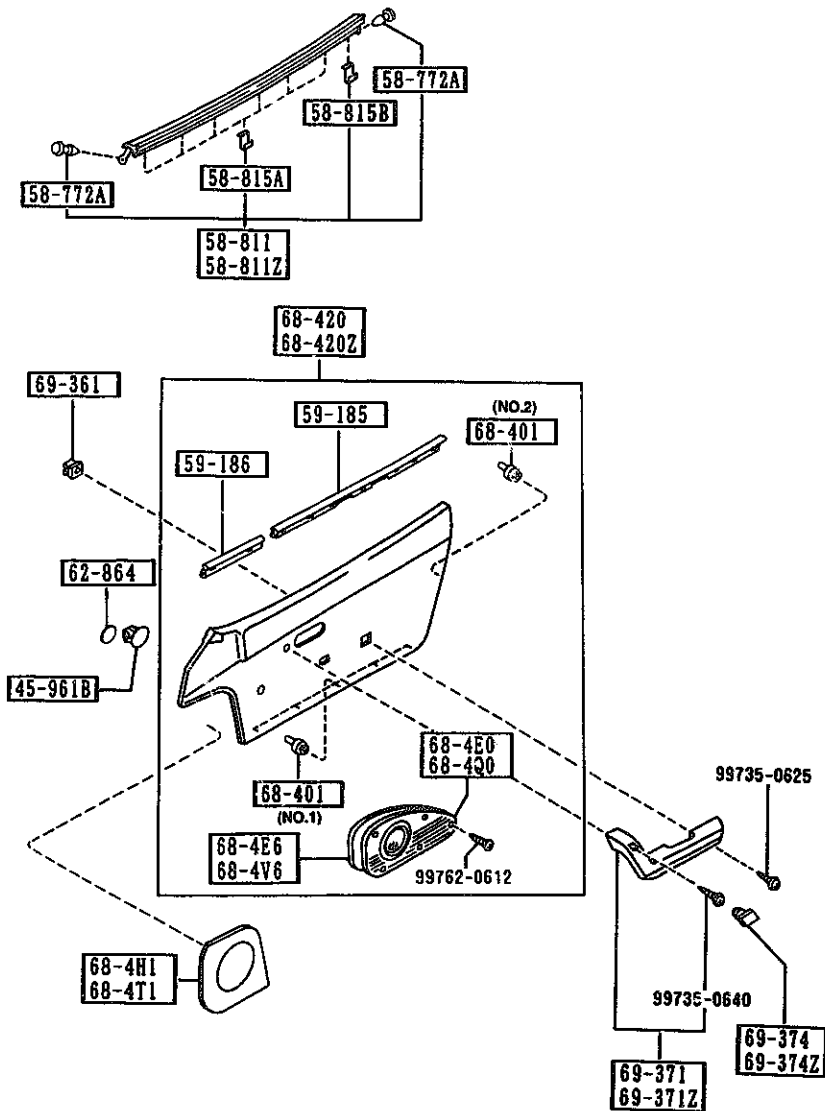
PART NO.	QTY	MODEL/RESTRICTION	MODEL/RESTRICTION	MODEL/RESTRICTION	FROM-TO
CONT'D					
00	INT-	NA0 BLACK			
17	INT-	NA2 RED			
88	INT-	NA1 TAN			
N020-68-450B	1	OPT, RICO-20TH-ANV., SPECIAL-ED, (W/STEEL KICK PLATE, W/P.WIND, W/O SENSOR Y SOUND)			2A01-
00	INT-	NA0 BLACK			
17	INT-	NA2 RED			
88	INT-	NA1 TAN			
N021-68-450C	1	OPT, SPECIAL-ED, (W/STEEL KICK PLATE, W/P.WIND, W/SENSORY SOUND)			2A01-
00	INT-	NA0 BLACK			
17	INT-	NA2 RED			
88	INT-	NA1 TAN			
69-361		GROMMET, SCREW			
8316-69-361	6				
69-371		REST(R), ARM			
BF70-69-370C	1				
00	INT-	NA0 BLACK			
18	INT-	NA2 RED			
88	INT-	NA1 TAN			
69-371Z		REST(L), ARM			
BF70-69-390C	1				
00	INT-	NA0 BLACK			
18	INT-	NA2 RED			
88	INT-	NA1 TAN			
69-374		CAP(R), PULL HANDLE			
BF70-69-372	1				
00	INT-	NA0 BLACK			
18	INT-	NA2 RED			
88	INT-	NA1 TAN			
2A01 NA351*-401954					



AUNA03

CAT. AUNA03-04

1994-10



PART NO.	QTY	MODEL/RESTRICTION	MODEL/RESTRICTION	MODEL/RESTRICTION	FROM-TO
69-374Z		CAP(L), PULL HANDLE			
BF70-69-392	1				
00	INT-	NA0 BLACK			
18	INT-	NA2 RED			
88	INT-	NA1 TAN			



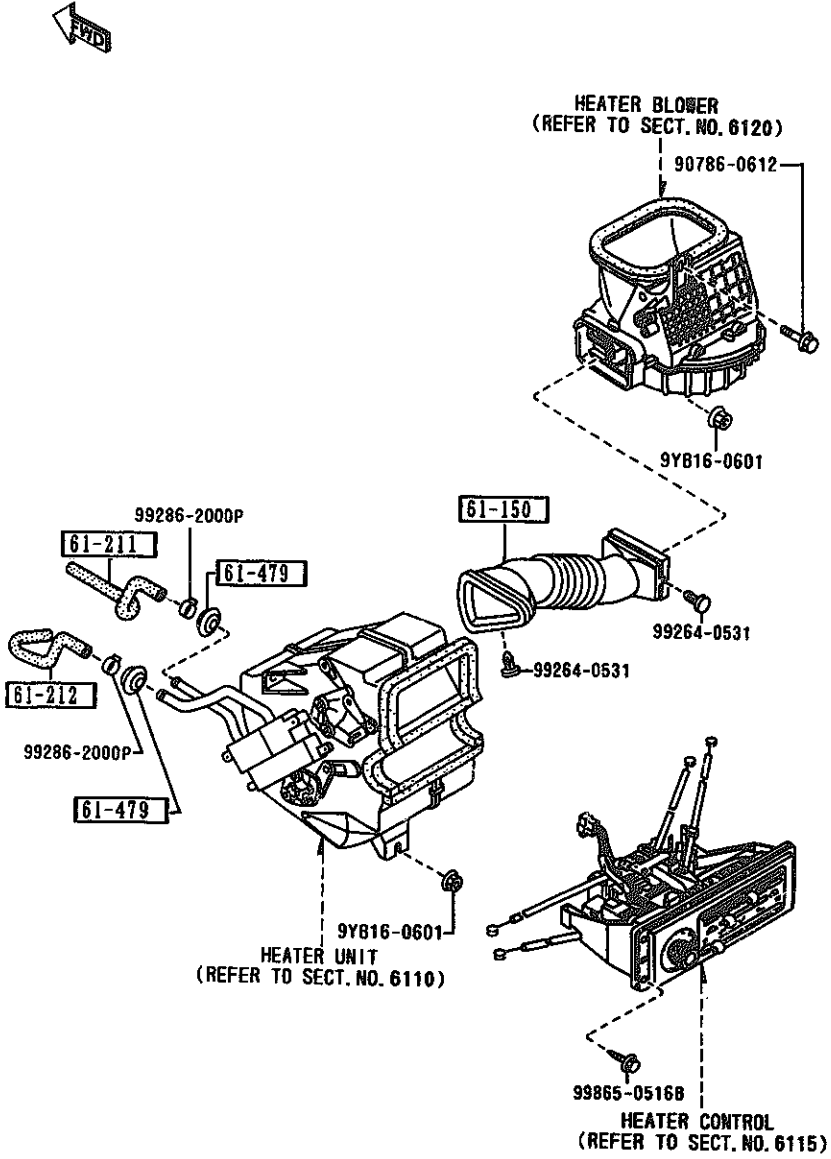
AUNA03

CAT. AUNA03-04

1994-10

6100 HEATER

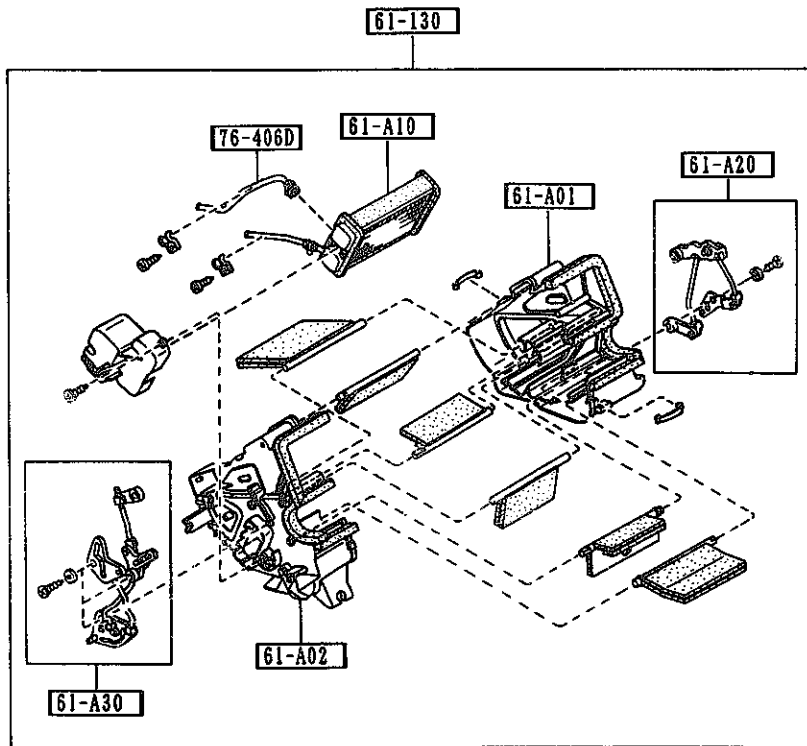
6100 -1 \* HEATER



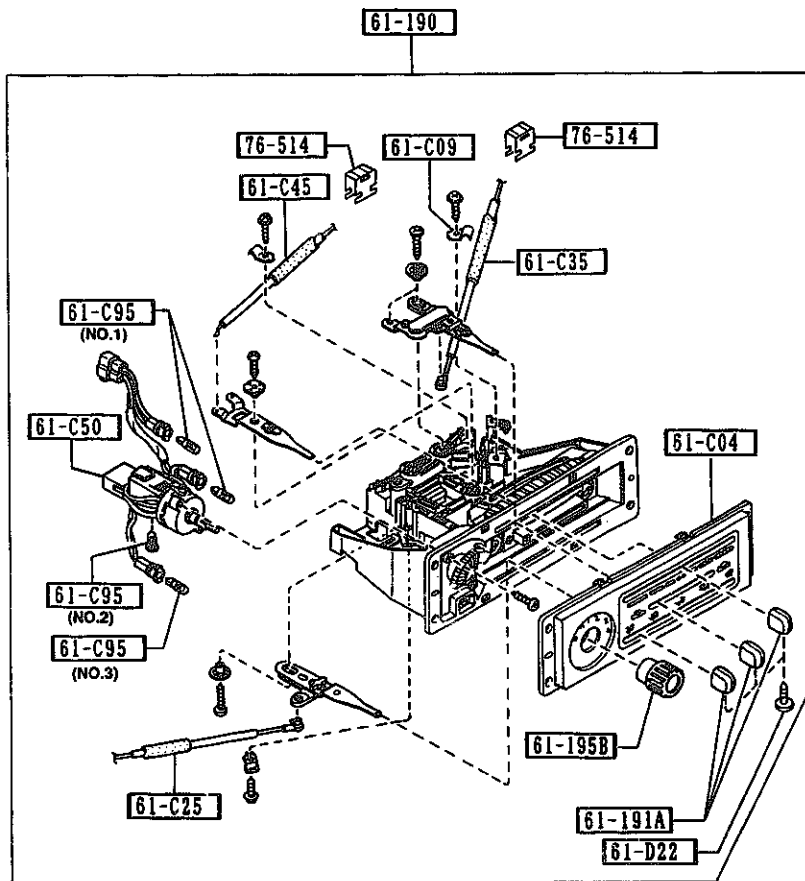
PART NO.	QTY	MODEL/RESTRICTION	MODEL/RESTRICTION	MODEL/RESTRICTION	FROM-TO
61-150 NA01-61-150A	1	DUCT, AIR			
61-211 NA01-61-211	1	HOSE NO. 1, WATER			
61-212 N007-61-212	1	HOSE NO. 2, WATER			
61-479 8871-61-219A	2	GROMMET			



6110 HEATER UNIT COMPONENTS

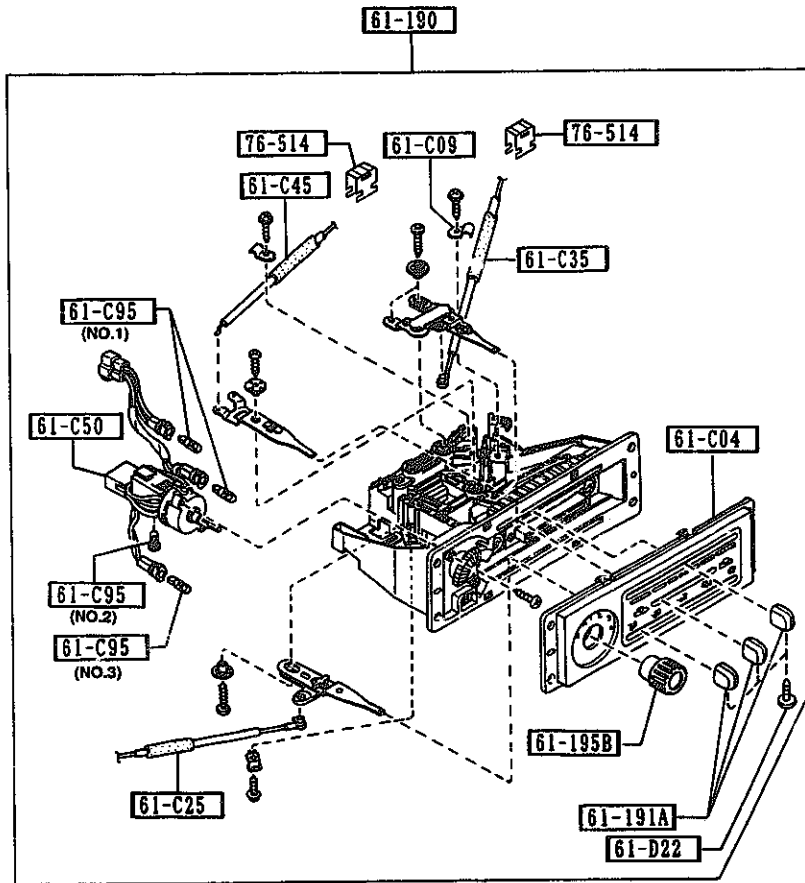


PART NO.	QTY	MODEL/RESTRICTION	MODEL/RESTRICTION	MODEL/RESTRICTION	FROM-TO
61-A01		CASE 'A', HEATER UNIT			
NA01-61-A01	1				
61-A02		CASE 'B', HEATER UNIT			
NA01-61-A02	1				
61-A10		CORE, HEATER UNIT			
NA01-61-A10	1				
61-A20		LINK SET, TEMP			
NA01-61-A20	1				
61-A30		LINK SET, MODE			
NA01-61-A30	1				
61-130		HEATER UNIT			
NA01-61-130A	1				
76-406D		PIPE, HEATER UNIT			
NA01-61-A15	1				



PART NO.	QTY	MODEL/RESTRICTION	MODEL/RESTRICTION	MODEL/RESTRICTION	FROM-TO
61-C04		PANEL, PLATE-MODE CONTROL			
NA01-61-C04A	1	(W/O DETACHABLE TOP)			
NA02-61-C04A	1	RICO-20TH-ANV.,			
		(W/DETACHABLE TOP)			
61-C09		CLIP, HEATER CONTROL			
H260-61-C09	1				
61-C25		WIRE, TEMP. CONTROL			
NA01-61-C25	1				
61-C35		WIRE, MODE CONTROL			
NA01-61-C35	1				
61-C45		WIRE, RECYCLE & FRESH			
NA01-61-C45	1				
61-C50		SWITCH, FAN-HEATER CONTROL			
NA01-61-C50	1				
61-C95		BULB, MODE CONTROL			
NA01-61-C95	2	(ILLUST. NO.1)			
NA02-61-C95	1	(ILLUST. NO.2)			
NA03-61-C95	1	(ILLUST. NO.3)			
61-D22		SCREW, RR HEATER UNIT			
NA01-61-D22	3				
61-190		CONTROL, HEATER			
NA01-61-190B	1	(W/O DETACHABLE TOP)			
NA02-61-190A	1	RICO-20TH-ANV.,			
		(W/DETACHABLE TOP)			
61-191A		KNOB NO.1			
NA01-61-191	3				
61-195B		KNOB, FAN SWITCH			
NA01-61-195	1				

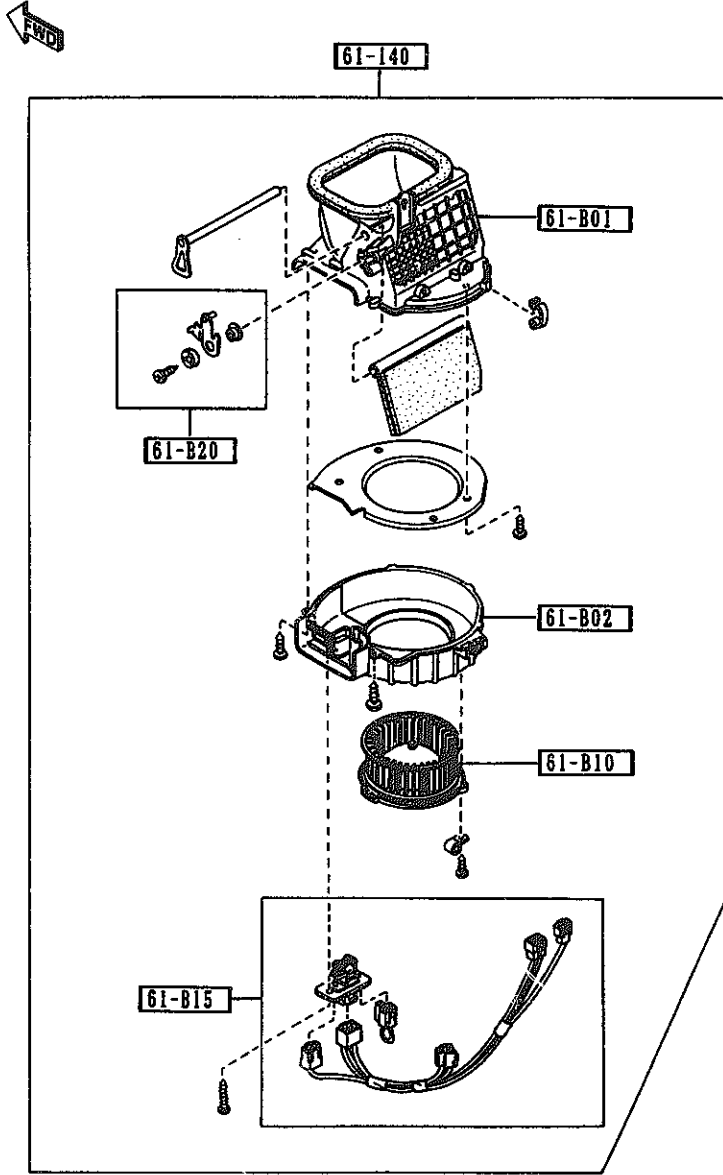
6115 HEATER CONTROLS COMPONENTS



PART NO.	QTY	MODEL/RESTRICTION	MODEL/RESTRICTION	MODEL/RESTRICTION	FROM-TO
76-514		CLIP			
8001-76-526	2				

6120 -1 \* HEATER BLOWER COMPONENTS

6120 HEATER BLOWER COMPONENTS



PART NO.	QTY	MODEL/RESTRICTION	MODEL/RESTRICTION	MODEL/RESTRICTION	FROM-TO
61-B01 NA01-61-B01	1	CASE 'A', BLOWER UNIT			
61-B02 NA01-61-B02	1	CASE 'B', BLOWER UNIT			
61-B10 NA01-61-B10	1	MOTOR, FAN-BLOWER UNIT			
61-B15 NA01-61-B15	1	RESISTOR, BLOWER UNIT			
61-B20 NA01-61-B20	1	LINK, RECYCLE & FRESH			
61-140 NA01-61-140A	1	BLOWER UNIT			

AUNA03

CAT. AUNA03-04

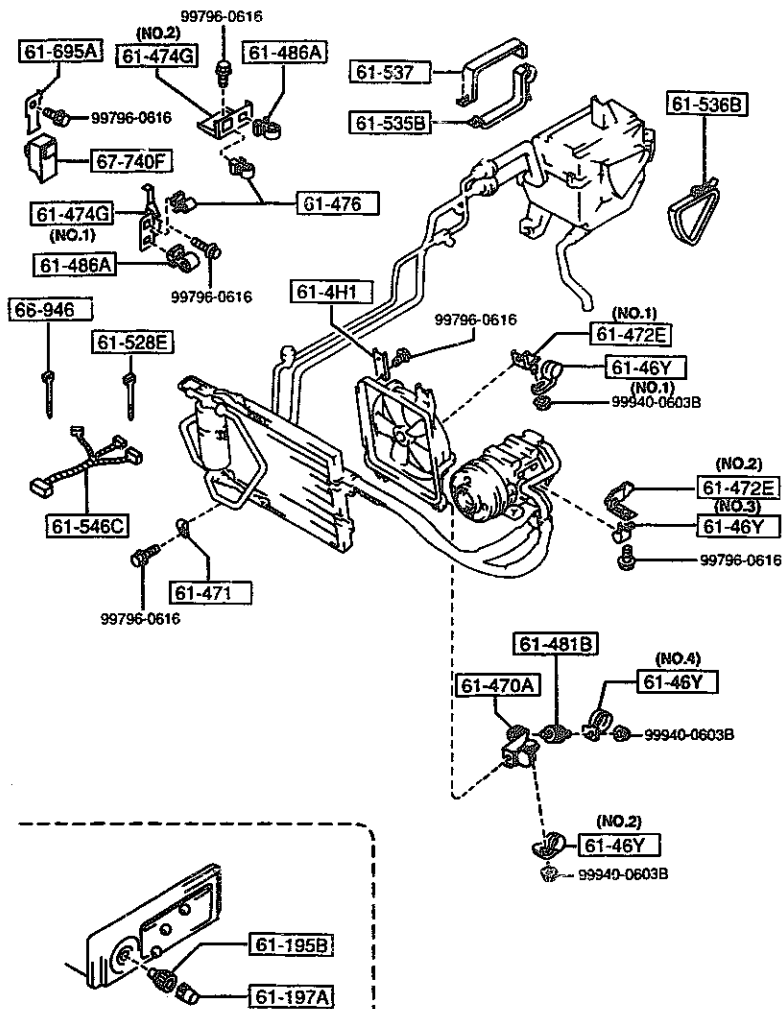
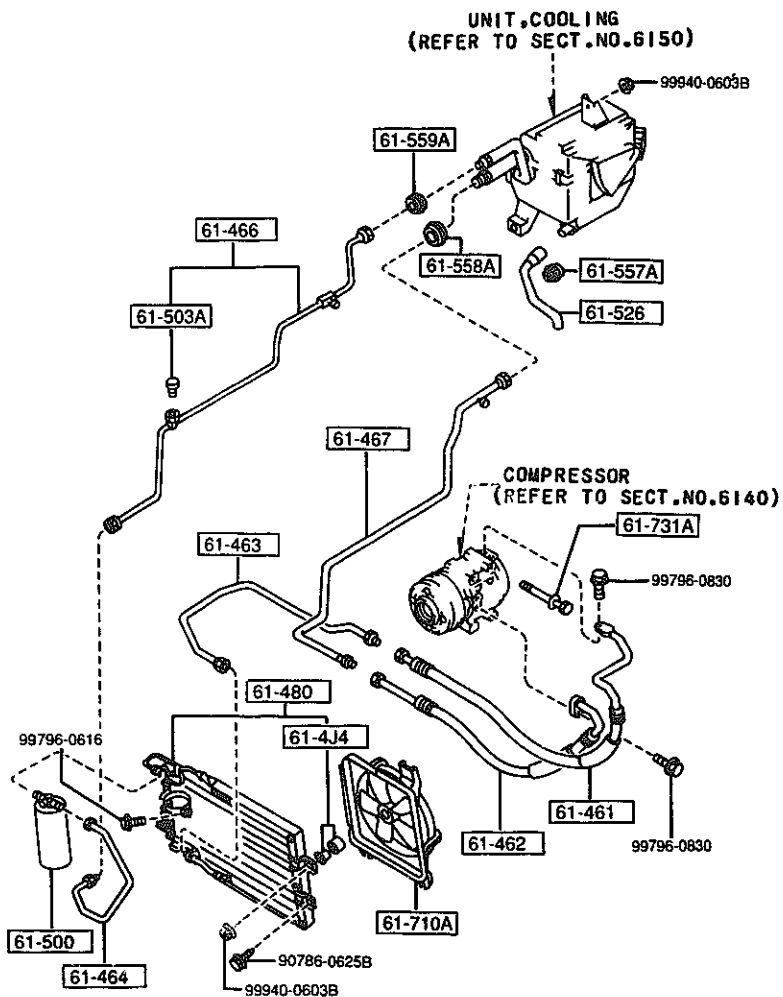
1994-10

(HOSE & CONDENSER)

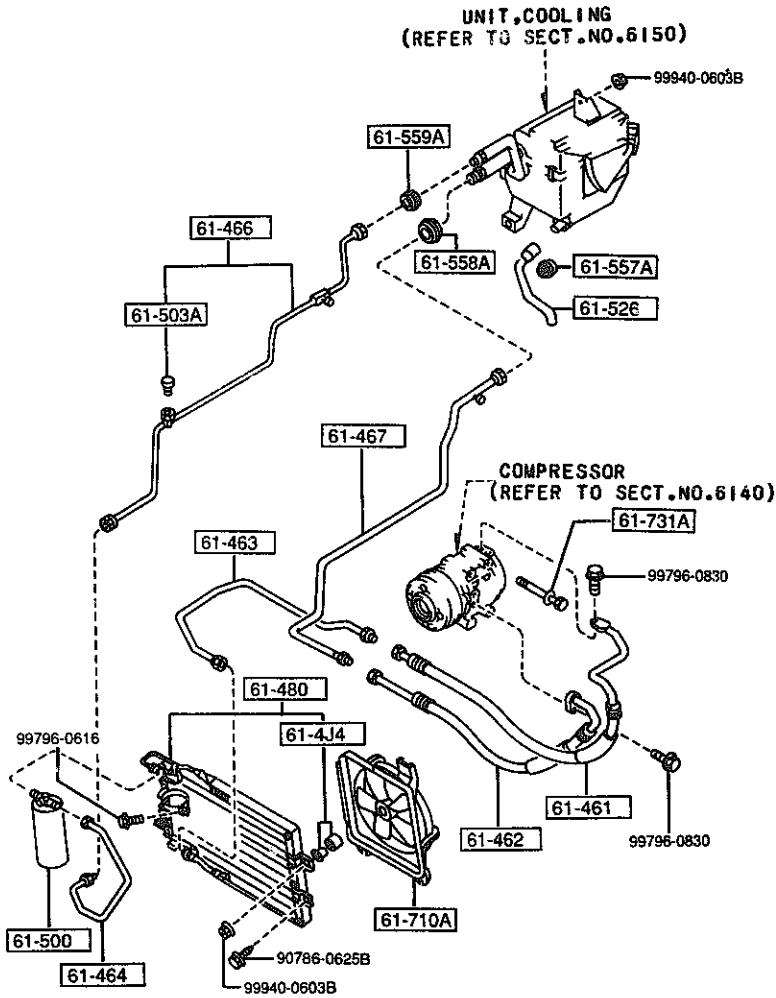
(THIS ILLUSTRATION CONSISTS OF 2 PAGES)

(BRACKET & CLIP)

(THIS ILLUSTRATION CONSISTS OF 2 PAGES)



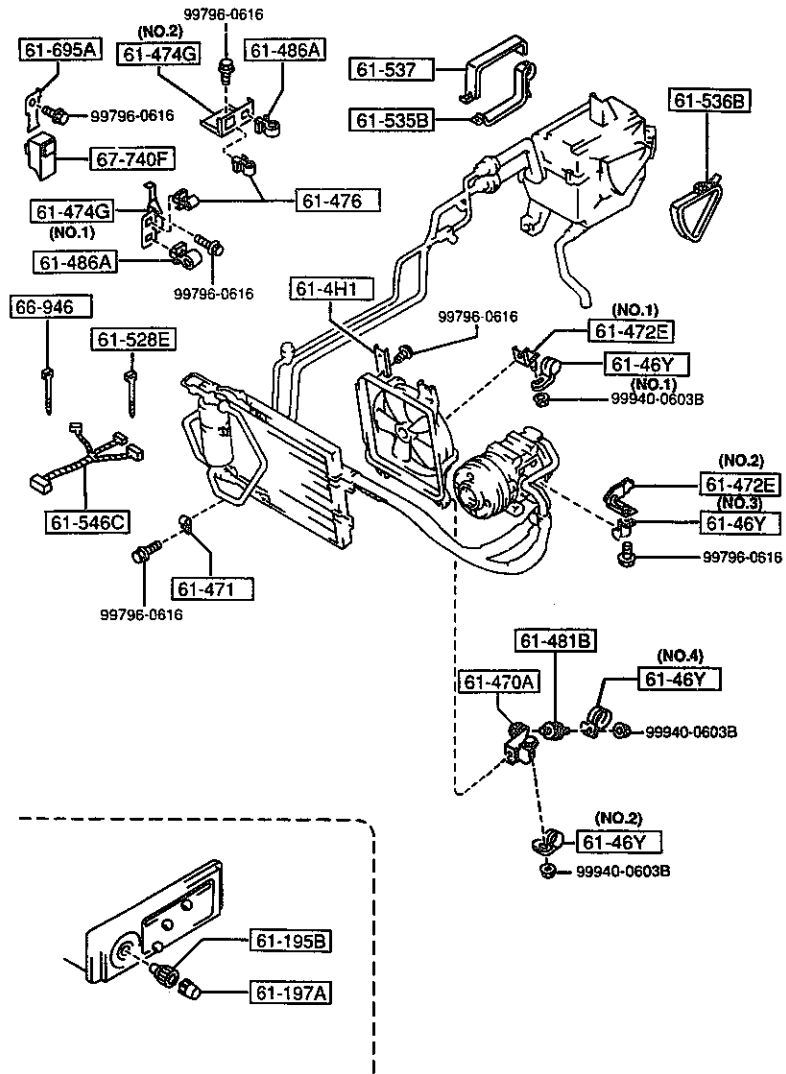
(HOSE & CONDENSER) (THIS ILLUSTRATION CONSISTS OF 2 PAGES)



PART NO.	QTY	MODEL/RESTRICTION	MODEL/RESTRICTION	MODEL/RESTRICTION	FROM-TO
61-195B		KNOB, FAN SWITCH			
NA01-61-193	1				
61-197A		KNOB, AIR CON.			
NA01-61-197	1				
61-4H1		BRACKET, HOSE			
NA01-61-4H1	1	(A)			
61-4J4		RUBBER, INS.-CONDR			
NA01-61-4J4	4	(A)			
61-46Y		CLIP, PIPE			
BR71-61-46Y	1	(A) (ILLUST. NO.1)			
BR76-61-46Y	1	(A) (ILLUST. NO.2)			
BR77-61-46Y	1	(A) (ILLUST. NO.3)			
NA01-61-46YB	1	(A) (ILLUST. NO.4)			
61-461		HOSE, FLEXIBLE-HIGH			
NA01-61-461B	1	(A)			
61-462		HOSE, FLEXIBLE-LOW			
NA01-61-462C	1	(A)			
61-463		PIPE NO.1, COOLER			
NA02-61-466C	1	(A)			
61-464		PIPE NO.2, COOLER			
NA01-61-466	1	(A)			
61-466		PIPE NO.4, COOLER			
NA01-61-46X	1	(A)			

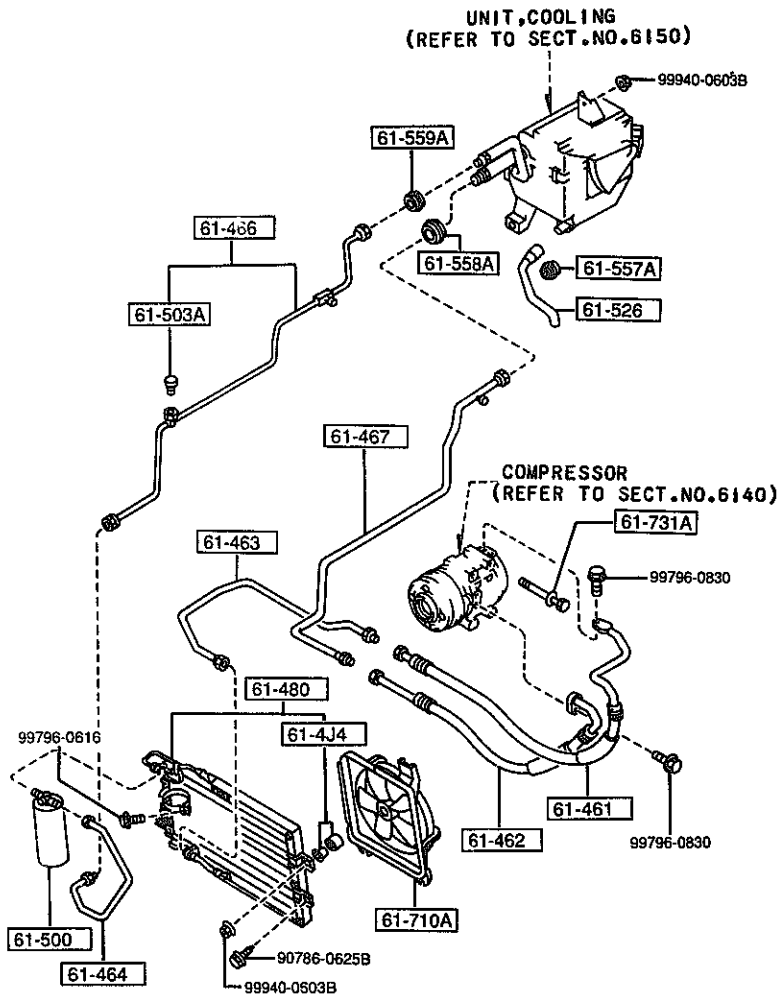
6130 AIR CONDITIONER  
(BRACKET & CLIP)

(2/2)  
(THIS ILLUSTRATION CONSISTS OF 2 PAGES)



PART NO.	QTY	MODEL/RESTRICTION	MODEL/RESTRICTION	MODEL/RESTRICTION	FROM-TO
61-467		PIPE NO.5, COOLER			
NA01-61-468A	1	(A)			
61-470A		BRACKET, HOSE			
NA02-61-471A	1	(A)			
61-471		CLIP, PIPE			
BF67-61-471	1	(A)			
61-472E		BRACKET, CLAMP			
NA01-61-472	1	(A)	(ILLUST. NO.1)		
NA02-61-472A	1	(A)	(ILLUST. NO.2)		
61-474G		BRACKET, PIPE			
NA01-61-474	1	(A)	(ILLUST. NO.1)		
NA02-61-474A	1	(A)	(ILLUST. NO.2)		
61-476		CLIP			
NA02-61-476	2	(A)			
61-480		CONDENSER			
NA01-61-480	1	(A)			
61-481B		RUBBER, INSULATOR			
NA01-61-487	1				-3301
AN(FC20-61-481)					
FC20-61-481	1	(A)			3301-
61-486A		CLIP			
UB39-61-486A	2				
61-500		TANK, LIQUID			
NA01-61-500	1	(A)			
3301 NA351*-416214					

(HOSE & CONDENSER) (THIS ILLUSTRATION CONSISTS OF 2 PAGES)

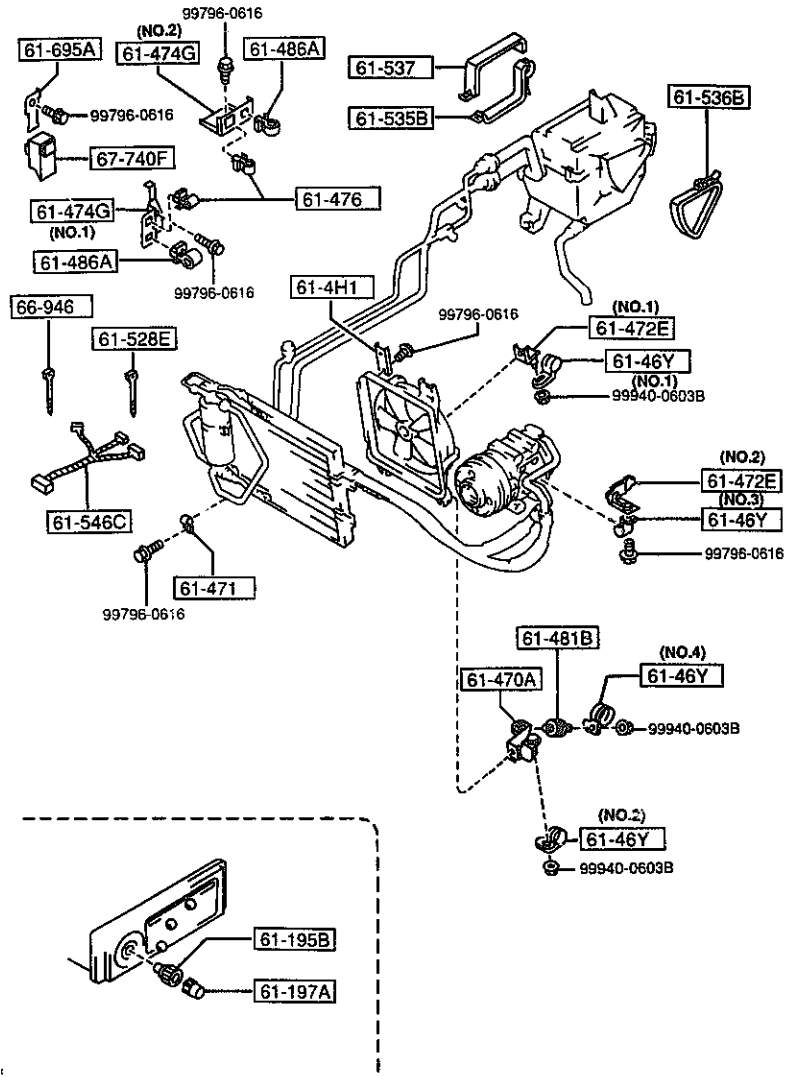


PART NO.	QTY	MODEL/RESTRICTION	MODEL/RESTRICTION	MODEL/RESTRICTION	FROM-TO
61-503A NA01-61-503	1	SWITCH, PRESS-COOLER PIPE (A)			
61-526 NA01-61-526	1	HOSE, DRAIN (A)			
61-528E NA01-61-435	2	BAND (G)			
61-535B NA01-61-52YA	1	PLATE NO.1, SEAL (A)			
61-536B NA01-61-52Z	1	PLATE NO.2, SEAL (A)			
61-537 NA01-61-529	1	PLATE NO.3, SEAL (A)			
61-546C NA01-61-546C	1	HARNES, WIRE (A)			
61-557A FB04-61-557	1	GROMMET (A)			
61-558A BF67-61-558	1	GROMMET (A)			
61-559A BF67-61-559	1	GROMMET (A)			
61-695A NA01-61-695	1	BRACKET, RELAY (A)			
61-710A		FAN, CONDENSER			

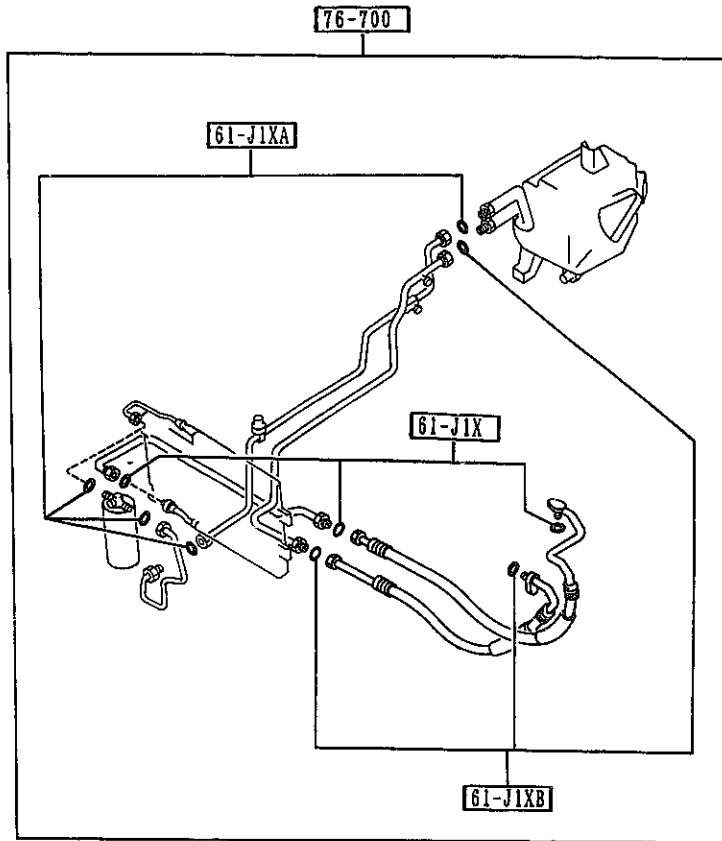


(BRACKET & CLIP)

(THIS ILLUSTRATION CONSISTS OF 2 PAGES)



PART NO.	QTY	MODEL/RESTRICTION	MODEL/RESTRICTION	MODEL/RESTRICTION	FROM-TO
CONT'D NA01-61-710		(A)			
61-731A	1	BOLT, AIR CON.			
B111-61-731	4				
66-946	1	BAND			
NA02-61-635	1	(A)			
67-740F	1	CONTROL, COOLANT FAN			
B462-67-740	1				

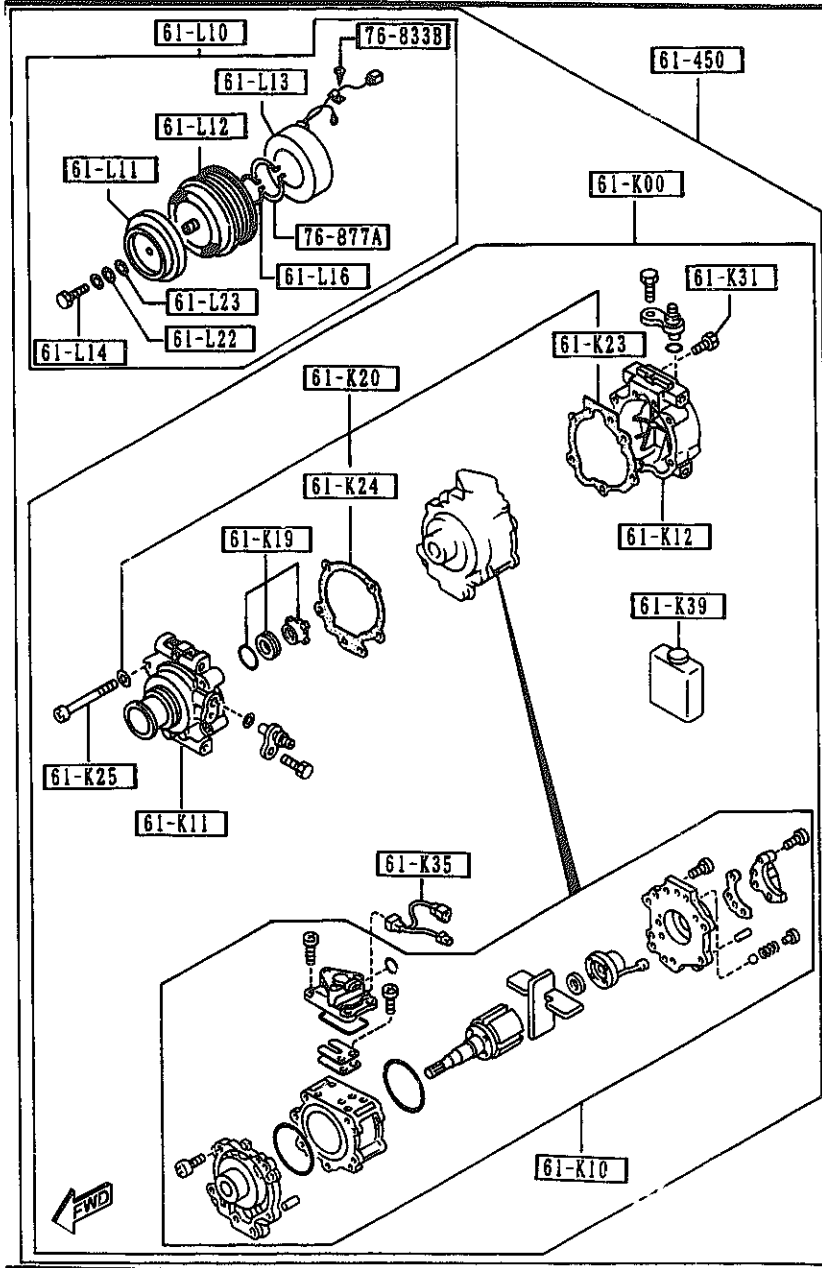


PART NO.	QTY	MODEL/RESTRICTION	MODEL/RESTRICTION	MODEL/RESTRICTION	FROM-TO
61-J1X GJY1-61-J1X	1	RING, 'O'-NO.1 (A)			
61-J1XA GJY2-61-J1X	1	RING, 'O'-NO.2 (A)			
61-J1XB GJY3-61-J1X	1	RING, 'O'-NO.3 (A)			
76-700 NA01-76-700	1	RING SET, 'O'-AIR CON (A)			



6140 COMPRESSOR COMPONENTS (AIR CONDITIONER)

6140 -1 COMPRESSOR COMPONENTS (AIR CONDITIONER)



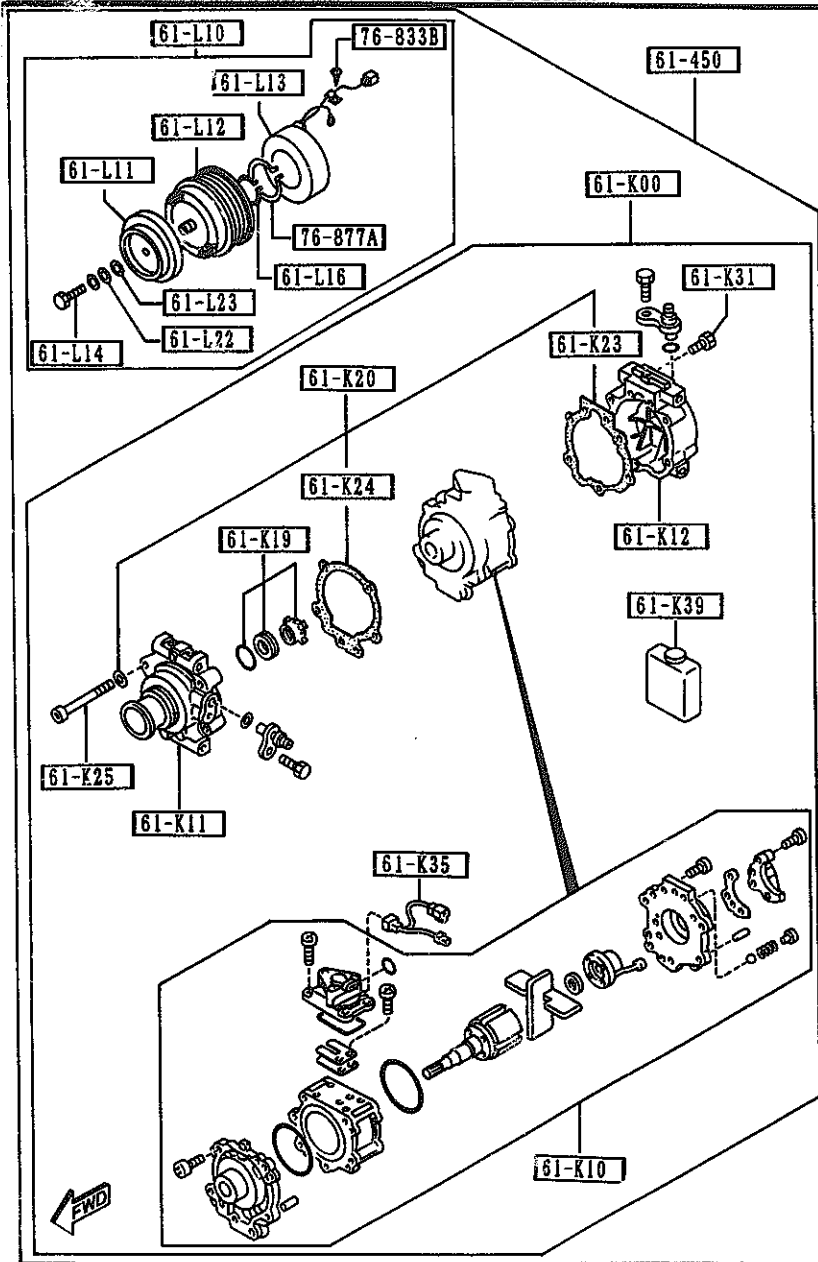
PART NO.	QTY	MODEL/RESTRICTION	MODEL/RESTRICTION	MODEL/RESTRICTION	FROM-TO
61-K00	1	COMPRESSOR, AIR CON.			
NA02-61-K00		(A)			
61-K10	1	SHAFT, CYL -COMPRESSOR			
NA02-61-K10		(A)			
61-K11	1	HEAD, CYL. -COMPRESSOR			
NA02-61-K11		(A)			
61-K12	1	HEAD, CYL. -COMPRESSOR			
NA02-61-K12		(A)			
61-K19	1	SEAL, SHAFT-COMPR.			
F065-61-K19					
61-K20	1	GASKET KIT, COMPRESSOR			
NA02-61-K2X		(A)			
61-K23	1	PLUG, COMPRESSOR			
NA02-61-K23		(A)			
61-K24	1	GASKET, COMPRESSOR			
NA02-61-K24		(A)			
61-K25	5	BOLT, COMPRESSOR-AIR CON.			
F065-61-K25					
61-K31	2	BOLT, COMPRESSOR			
F065-61-K31					
61-K35	1	HARNES, COMPRESSOR			
NA02-61-K35		(A)			
61-K39	1	OIL, COMPRESSOR			
NA02-61-K39		(A)			

AUNA03

CAT. AUNA03-04

1994-10

6140 COMPRESSOR COMPONENTS (AIR CONDITIONER)

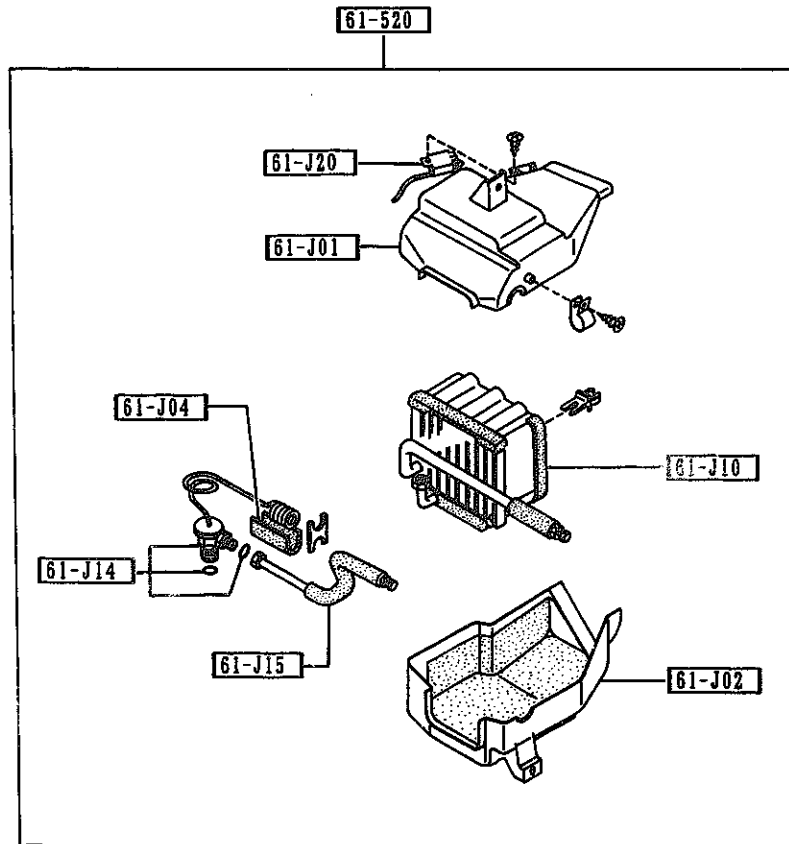


PART NO.	QTY	MODEL/RESTRICTION	MODEL/RESTRICTION	MODEL/RESTRICTION	FROM-TO
61-L10 NA02-61-L10	1	CLUTCH, MAGNET (A)			
61-L11 F065-61-L11	1	ARMATURE, MAGNETIC CL UTCH			
61-L12 NA02-61-L12	1	PULLEY, MAGNET CLUTCH (A)			
61-L13 F065-61-L13	1	COIL, FIELD-MAGNET CL UTCH			
61-L14 F065-61-L14	1	BOLT, MAGNET CLUTCH			
61-L16 F065-61-L16	1	RING, SNAP-MAGNET CLU TCH			
61-L22 KA10-61-L22	1	WASHER, MAGNET CLUTCH			
61-L23 KA10-61-L23	1	WASHER, MAGNET CLUTCH			
61-450 NA02-61-450A	1	COMPRESSOR (A)			
76-833B 8001-76-734	1	WASHER			
76-877A 8001-76-725	1	RING, SNAP			

AUNA03

CAT. AUNA03-04

1994-10

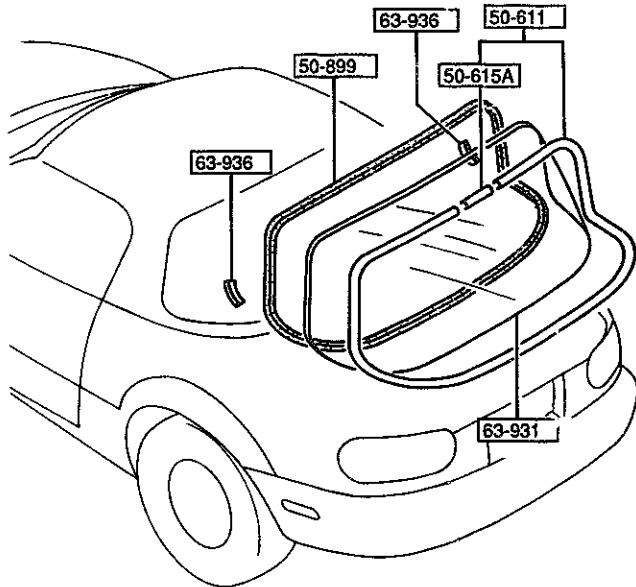
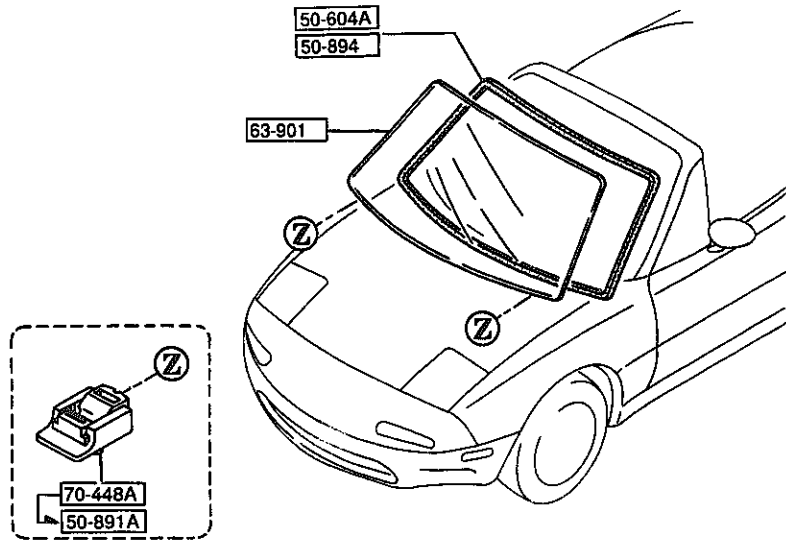


PART NO.	QTY	MODEL/RESTRICTION	MODEL/RESTRICTION	MODEL/RESTRICTION	FROM-TO
61-J01 NA01-61-J01	1	CASE 'A', COOLING UNIT (A)			
61-J02 NA01-61-J02	1	CASE 'B', COOLING UNIT (A)			
61-J04 NA01-61-J04	1	SEAL, COOLING UNIT (A)			
61-J10 NA01-61-J10 AN(NA01-61-J10A)	1	EVAPORATOR (A)			-2901
61-J10 NA01-61-J10A	1	(A)			2901-
61-J14 NA01-61-J14	1	VALVE, EXPANSION (A)			
61-J15 NA01-61-J15	1	PIPE, COOLING UNIT (A)			
61-J20 NA01-61-J20	1	THERMOSTAT, COOLING UNIT (A)			
61-520 NA01-61-520B AN(NA01-61-520C)	1	UNIT, COOLING (A)			-2901
61-520 NA01-61-520C	1	(A)			2901-
2901 NA351*-401942					



6300 WINDOW GLASSES

6300 -1 \* WINDOW GLASSES



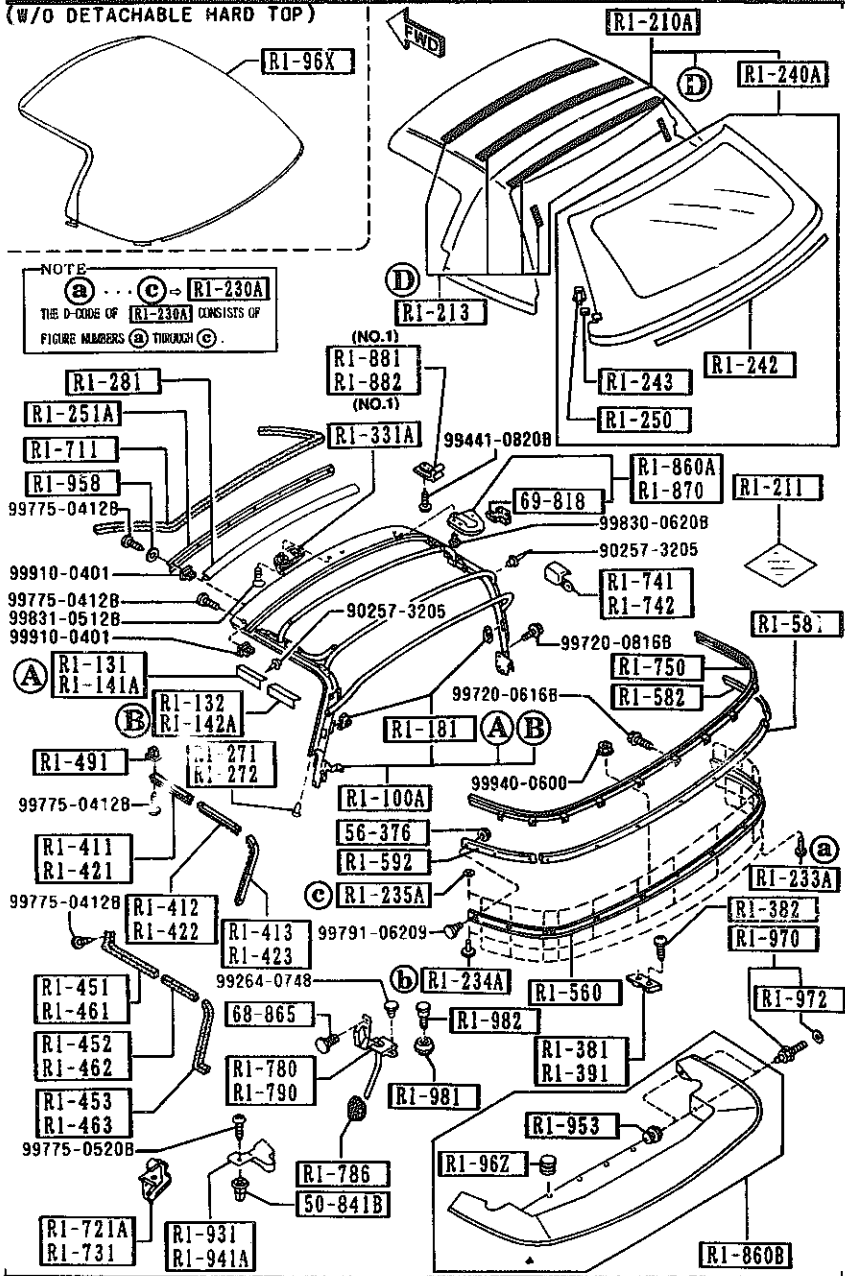
PART NO.	QTY	MODEL/RESTRICTION	MODEL/RESTRICTION	MODEL/RESTRICTION	FROM-TO
50-604A GA7B-50-899	1	DAM, WEATHERSTRIP L=3960MM			
50-611 NAY1-63-930	1	MOULD, RR. WINDOW RICO-20TH-ANV., (W/DETACHABLE TOP)			
50-615A NA01-63-934	1	JOINT, BACK WINDOW MO ULD RICO-20TH-ANV., (W/DETACHABLE TOP)			
50-891A EA01-50-891	2	SPACER, WINDOW WHITE			3621-
50-894 NA01-50-894A	1	DAM, FRONT-WIND.			
50-899 NA01-63-895	1	DAM, REAR-WIND. RICO-20TH-ANV., (W/DETACHABLE TOP)			
63-901 NA01-63-901	1	GLASS, WINDSHIELD			
63-931 N007-63-931	1	GLASS, BACK WINDOW RICO-20TH-ANV., (W/DETACHABLE TOP)			
63-936 NA01-63-936A	2	PROTR, BACK WINDOW-UP PER RICO-20TH-ANV., (W/DETACHABLE TOP)			
70-448A GJ21-50-891	2	SPACER*8"			-3621
3621 NA351*-423253					

AUNA03

CAT. AUNA03-04

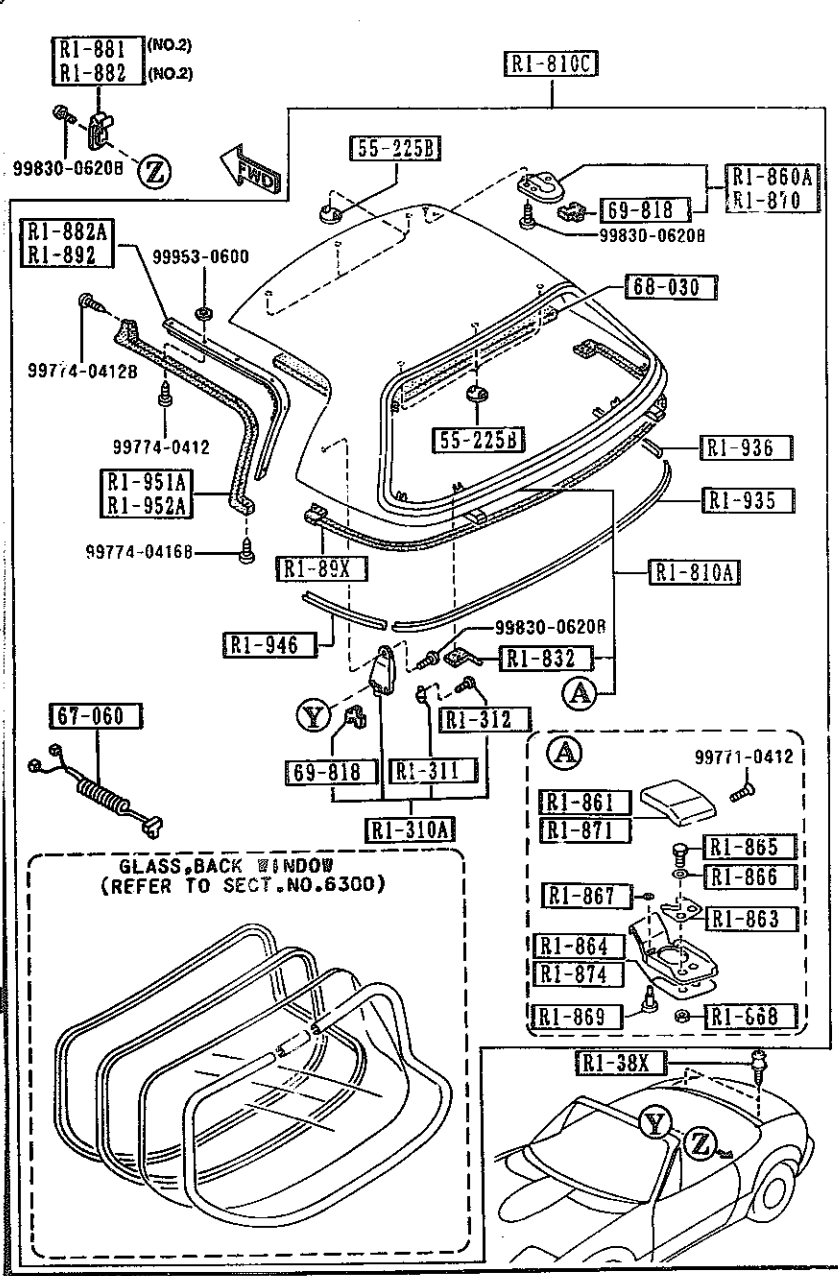
1994-16

(W/O DETACHABLE HARD TOP)



AUNA03

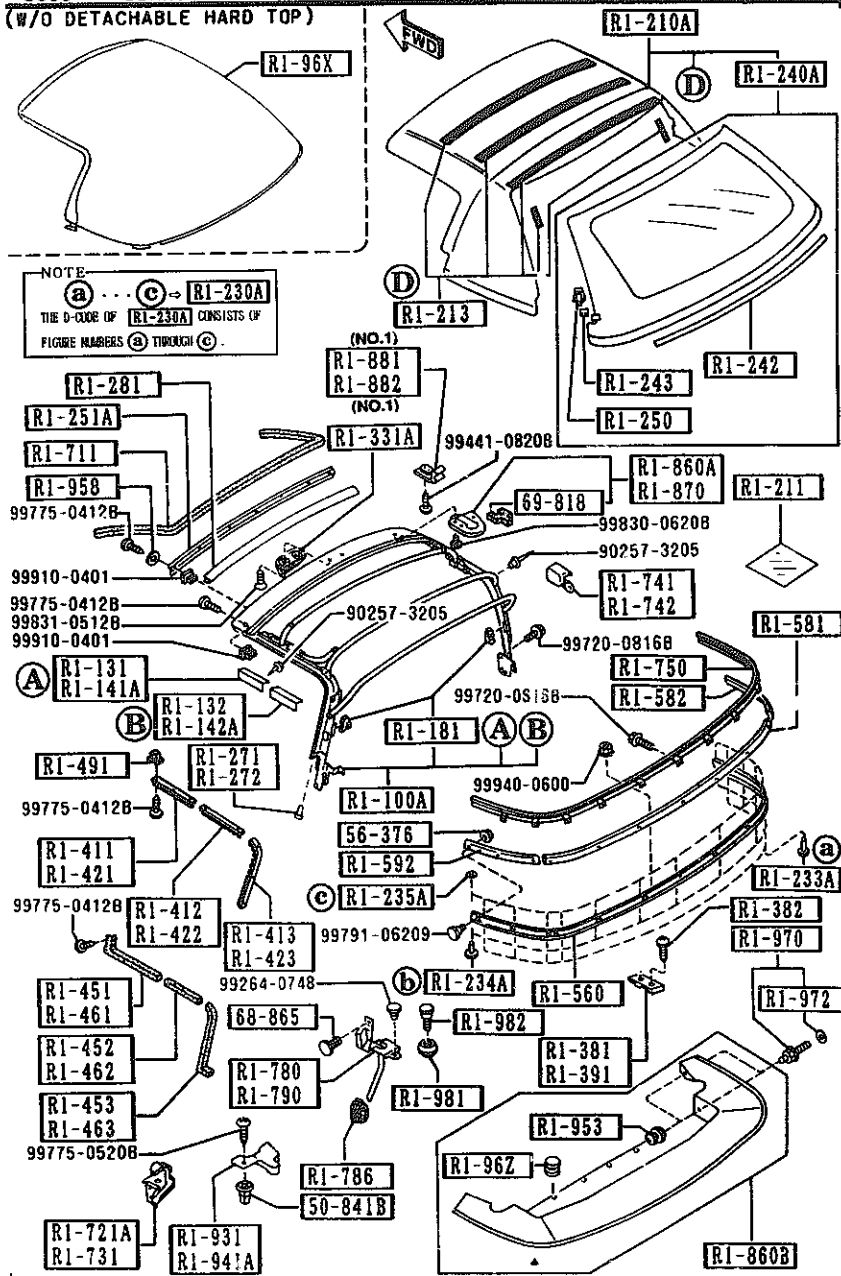
(CONT'D)



AUNA03

(THIS ILLUSTRATION CONSISTS OF 2 PAGES)

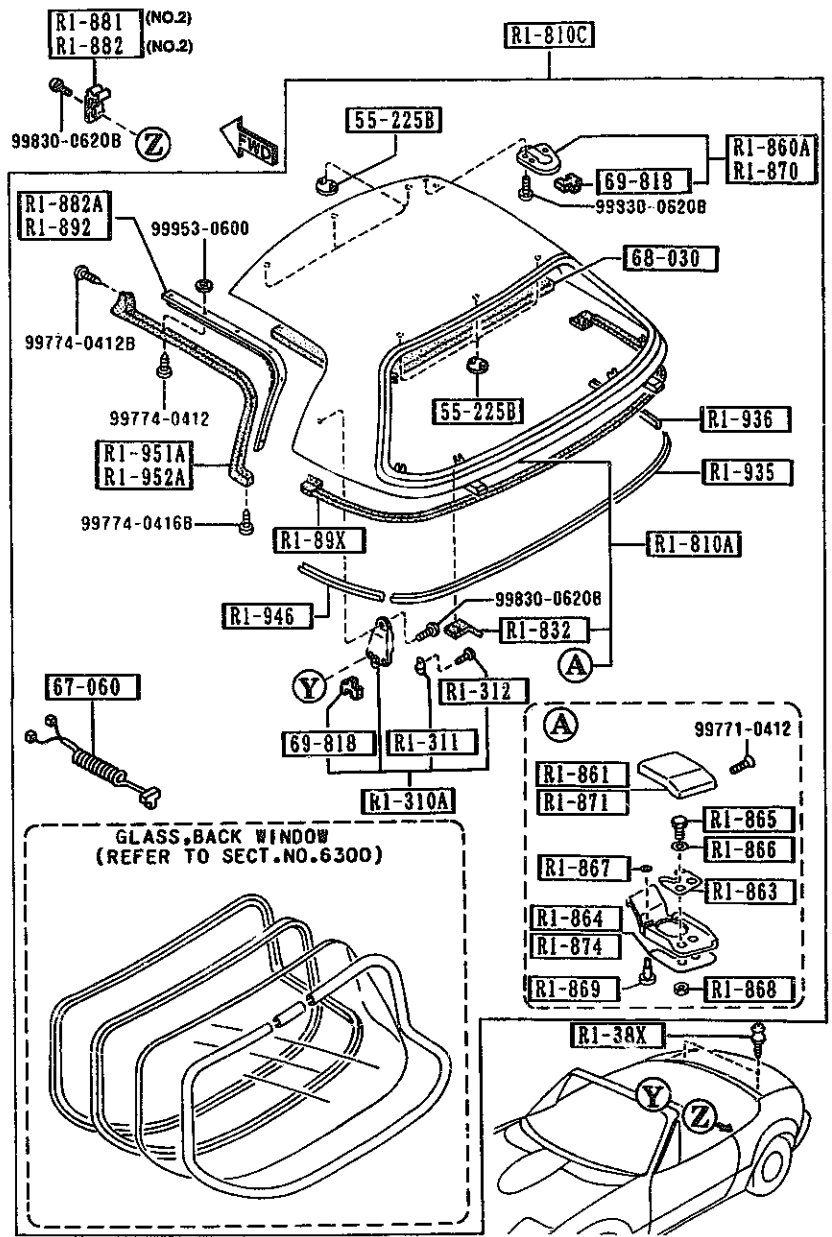
6330 SUNROOF  
(W/O DETACHABLE HARD TOP)



NOTE  
 a ... c = RI-230A  
 THE D-CORE OF RI-230A CONSISTS OF  
 FIGURE NUMBERS (a) THROUGH (c).

PART NO.	QTY	MODEL/RESTRICTION	MODEL/RESTRICTION	MODEL/RESTRICTION	FROM-TO
RI-100A	1	LINK, SOFT TOP			
NA01-RI-100E	1				
RI-131	1	PROTECTOR 'A' (R), LINK			
NA01-RI-131	1				
RI-132	1	PROTECTOR 'B' (R), LINK			
NA01-RI-132	1				
RI-141A	1	PROTECTOR 'A' (L), LINK			
NA01-RI-141	1				
RI-142A	1	PROTECTOR 'B' (L), LINK			
NA01-RI-142	1				
RI-181	2	STOPPER, LINK-HOOD			
NA01-RI-181	2				
RI-210A	1	FABRIC, TOP-SOFT TOP			
NA01-RI-210H	1	BASE, (BLACK)			
NA02-RI-210B	1	OPT, RICO-20TH-ANV., SPECIAL-ED, (TAN)			
RI-211	1	CLOTH, REPAIR-TOP			
NAY1-RI-211	1	BASE, (BLACK)			
NAY2-RI-211	1	OPT, RICO-20TH-ANV., SPECIAL-ED, (TAN)			
RI-213	1	CLOTH 'C', TOP			
NA02-RI-213	1	OPT, RICO-20TH-ANV., SPECIAL-ED, (TAN)			
RI-230A	1	FASTENER SET, TOP CLOTH			
NA01-RI-230	1				
RI-233A	8	FASTENER, RAIN RAIL-SIDE			
NA01-RI-233	8				





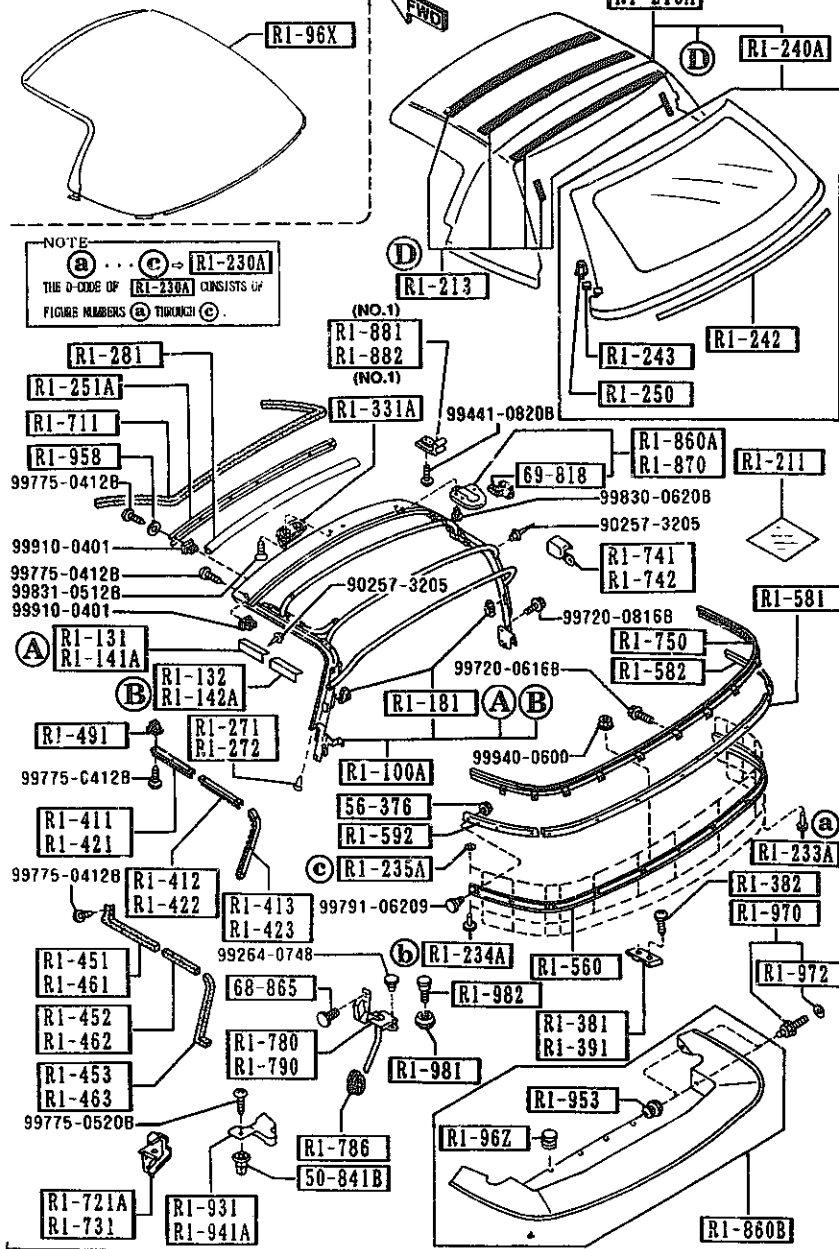
AUNA03

PART NO.	QTY	MODEL/RESTRICTION	MODEL/RESTRICTION	MODEL/RESTRICTION	FROM-TO
RI-234A NA01-RI-234	7	FASTENER, RAIN RAIL-R EAR			
RI-235A NA01-RI-235	15	WASHER, FASTENER-RAIN RAIL			
RI-240A NAY1-RI-240E	1	WINDOW, BACK-D. TOP BLACK			
NAY2-RI-240B	1	TAN			
RI-242 NAY1-RI-242	2	TAPE, SEAL-RAIN RAIL			
RI-243 NAY1-RI-243	4	STOPPER, ZIPPER-BACK WINDOW			
RI-250 NA01-RI-250B	1	HEAD, ZIPPER-BACK WIN DOW			
RI-251A NA01-RI-291	1	PLATE (FRT), SET-ROOF PANEL			
RI-271 NA01-RI-271	1	CLIP (R), FORM PLATE			
RI-272 NA01-RI-272	1	CLIP (L), FORM PLATE			
RI-281 NA01-RI-281	1	WELT, SEAMING-SOFT TO P			
RI-310A NA02-RI-310B	2	LOCK, DETACHABLE TOP RICO-20TH-ANV. (W/DETACHABLE TOP)			
RI-311 NA01-RI-311	2	CAP, TOP LOCK (W/O DETACHABLE TOP)			
NA01-RI-311	6	RICO-20TH-ANV. (W/DETACHABLE TOP)			

CAT. AUNA03-04

1994-10

(W/O DETACHABLE HARD TOP)



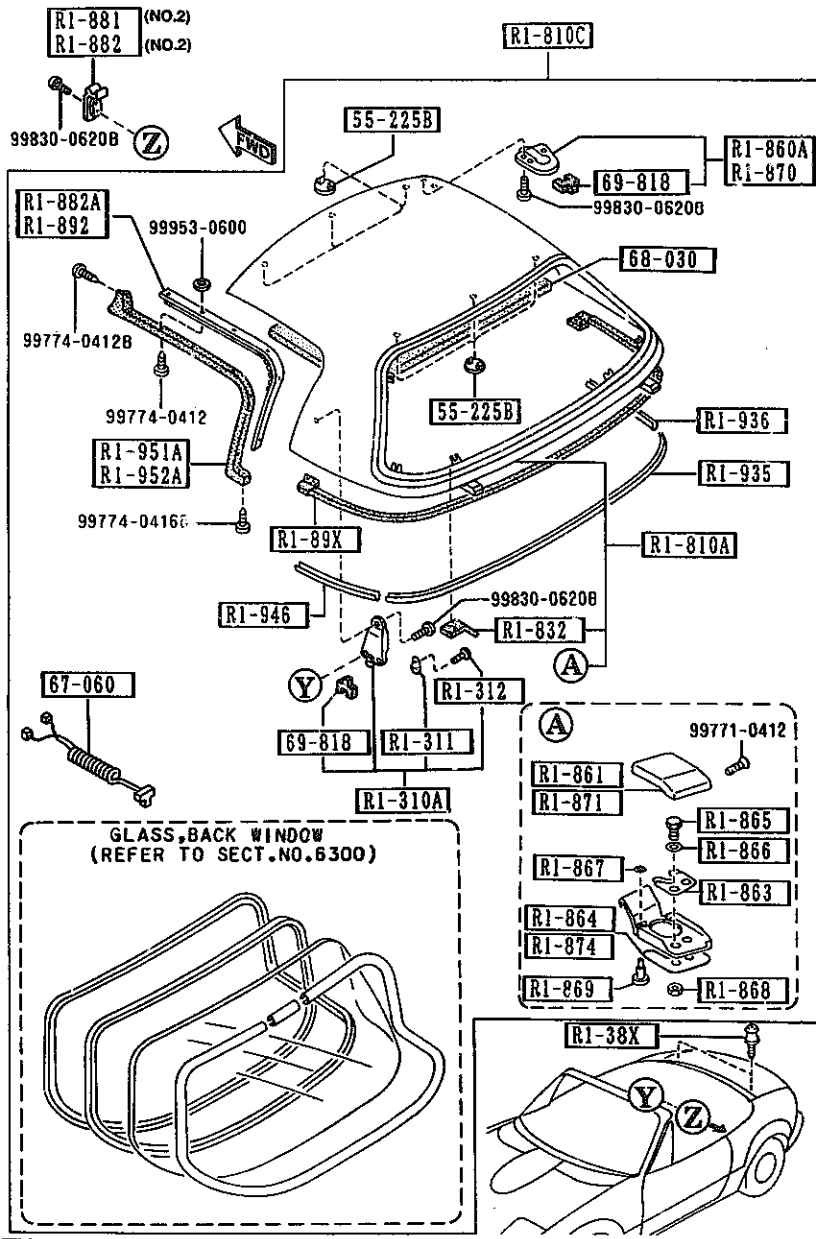
PART NO.	QTY	MODEL/RESTRICTION	MODEL/RESTRICTION	MODEL/RESTRICTION	FROM-TO
R1-312		SCREW, TOP LOCK			
NA01-R1-312	2	(W/O DETACHABLE TOP)			
NA01-R1-312	6	RICO-20TH-ARM., (W/DETACHABLE TOP)			
R1-331A		HANDLE, SOFT TOP			
NA01-R1-331	1				
R1-38X		HOOK, SOFT TOP-REAR D ECK			
NA01-R1-38XB	2				
R1-381		PLATE (R), HOOK-REAR D ECK			
NA01-R1-381B	1				
R1-382		SCREW, HOOK-REAR DECK			
NA01-R1-382A	2				
R1-391		PLATE (L), HOOK-REAR D ECK			
NA01-R1-391B	1				
R1-411		RETAINER 'A' (R), WTHST P			
NA01-R1-461	1				
R1-412		RETAINER 'B' (R), WTHST P			
NA01-R1-462	1				
R1-413		RETAINER 'C' (R), WTHST P			
NA01-R1-463	1				
R1-421		RETAINER 'A' (L), WTHST P			
NA01-R1-471	1				
R1-422		RETAINER 'B' (L), WTHST P			
NA01-R1-472	1				
R1-423		RETAINER 'C' (L), WTHST P			
NA01-R1-473	1				
R1-451		WTHSTP NO.1 (R), LINK			
NA01-R1-411B	1				

AUNA03

(CONT'D)

CAT. AUNA03-04

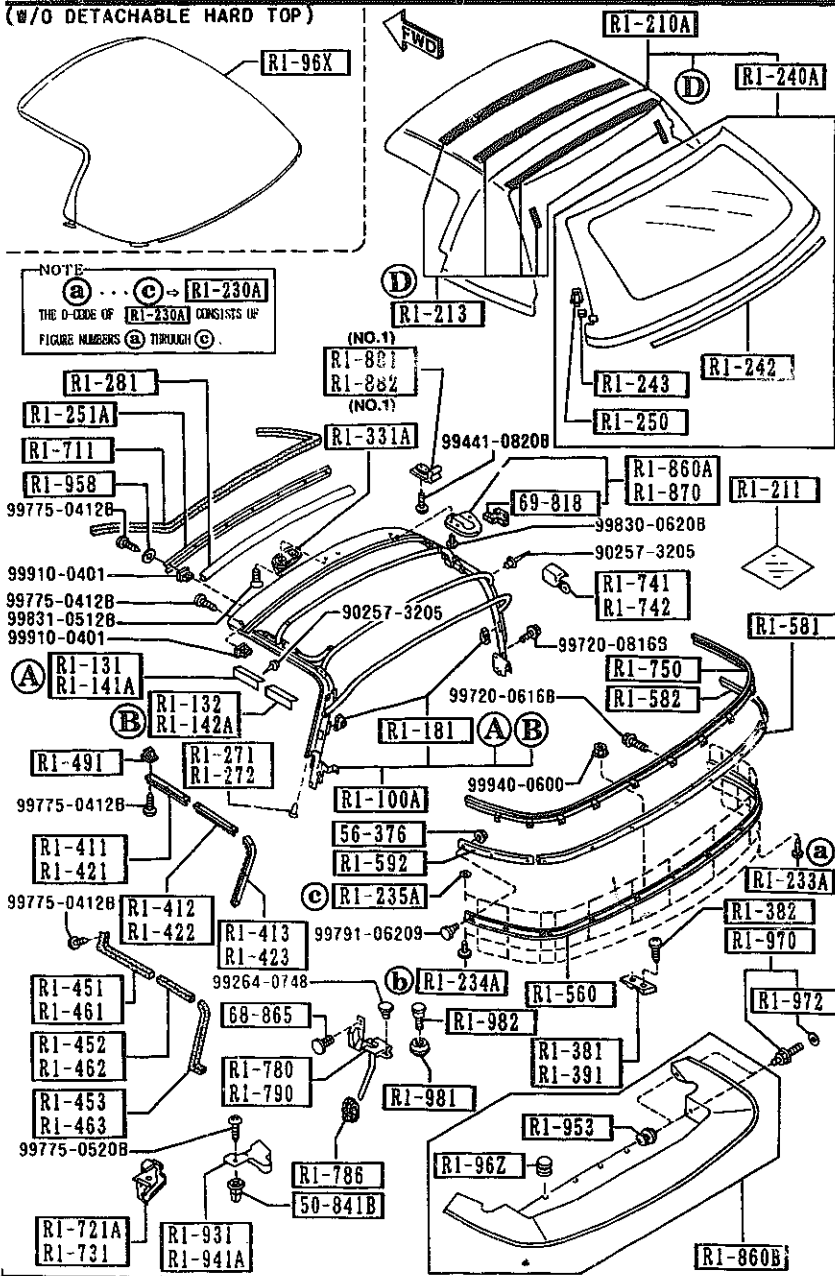
1994-10



PART NO.	QTY	MODEL/RESTRICTION	MODEL/RESTRICTION	MODEL/RESTRICTION	FROM-TO
R1-452		WTHSTP NO.2(R),LINK			
NA01-R1-412B	1				
R1-453		WTHSTP NO.3(R),LINK			
NA01-R1-413B	1				
R1-461		WTHSTP NO.1(L),LINK			
NA01-R1-421B	1				
R1-462		WTHSTP NO.2(L),LINK			
NA01-R1-422B	1				
R1-463		WTHSTP NO.3(L),LINK			
NA01-R1-423B	1				
R1-491		GROMMET, SCREW-RETAINER			
NA01-R1-491	16				
R1-560		RAIL, RAIN-SOFT TOP REAR			
NA01-R1-560C	1				
R1-581		PLATE(C), SET-TOP FABRIC			
NA01-R1-581B	1				
R1-582		PLATE(R), SET-TOP FABRIC			
NA01-R1-582A	1				
R1-592		PLATE(L), SET-TOP FABRIC			
NA01-R1-592A	1				
R1-711		WTHSTP, FRONT HEADER			
NA01-R1-711B	1				
R1-721A		WTHSTP(R), CAB SIDE			
NA01-R1-721B	1				
R1-731		WTHSTP(L), CAB SIDE			
NA01-R1-731B	1				
R1-741		PROTR(R), MOULD-BELT LINE			
NA01-R1-741B	1				

6330 SUNROOF  
(W/O DETACHABLE HARD TOP)

(THIS ILLUSTRATION CONSISTS OF 2 PAGES)



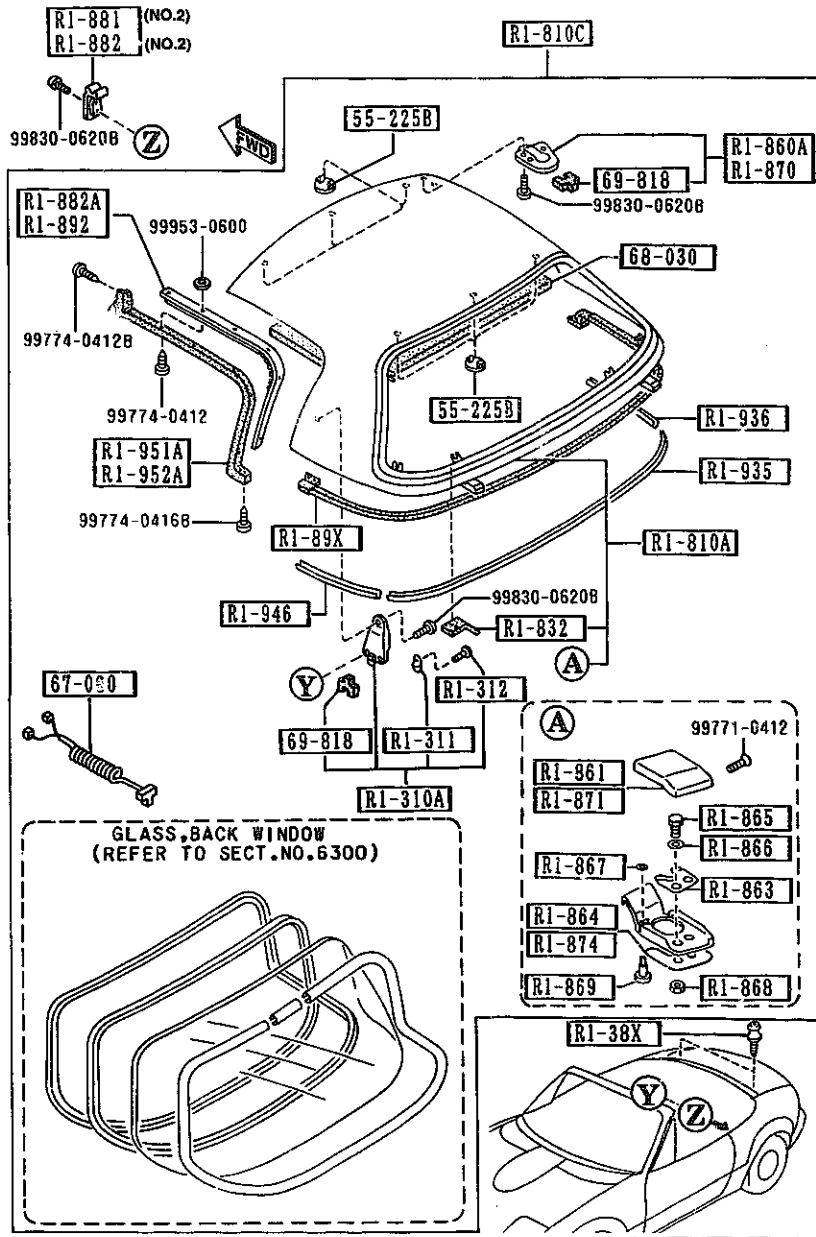
PART NO.	QTY	MODEL/RESTRICTION	MODEL/RESTRICTION	MODEL/RESTRICTION	FROM-TO
RI-742		PROTR(L), MOULD-BELT LINE			
NA01-RI-742B	1				
RI-750		MOULD, BELT LINE-REAR			
NA01-RI-750D	1				
RI-780		COVER(R), DRAIN-SOFT TOP			
NA01-RI-780C	1				
RI-786		GROMMET, DRAIN HOSE-TOP			
NA01-RI-786A	2				
RI-790		COVER(L), DRAIN-SOFT TOP			
NA01-RI-790C	1				
RI-810A		PANEL, ROOF			
NA06-RI-82X	1	RICO-20TH-ANV., (W/DETACHABLE TOP)			
DU	EXT	DU MARINER BLUE			
HU	EXT	HU NEO GREEN			
HZ	EXT	HZ SUNBURST YELLOW			
PZ	EXT	PZ BRILLIANT BLACK			
SU	EXT	SU CLASSIC RED			
UC	EXT	UC CRYSTAL WHITE			
3L	EXT	3L SILVER STONE METALLIC			
RI-810C		ROOF, DETACHABLE TOP			
NO07-RI-810A	1	RICO-20TH-ANV., (W/DETACHABLE TOP)			
DU	EXT	DU MARINER BLUE			
HU	EXT	HU NEO GREEN			
HZ	EXT	HZ SUNBURST YELLOW			
PZ	EXT	PZ BRILLIANT BLACK			
SU	EXT	SU CLASSIC RED			
UC	EXT	UC CRYSTAL WHITE			
3L	EXT	3L SILVER STONE METALLIC			

AUNA03

(CONT'D)

CAT. AUNA03-04

1994-10

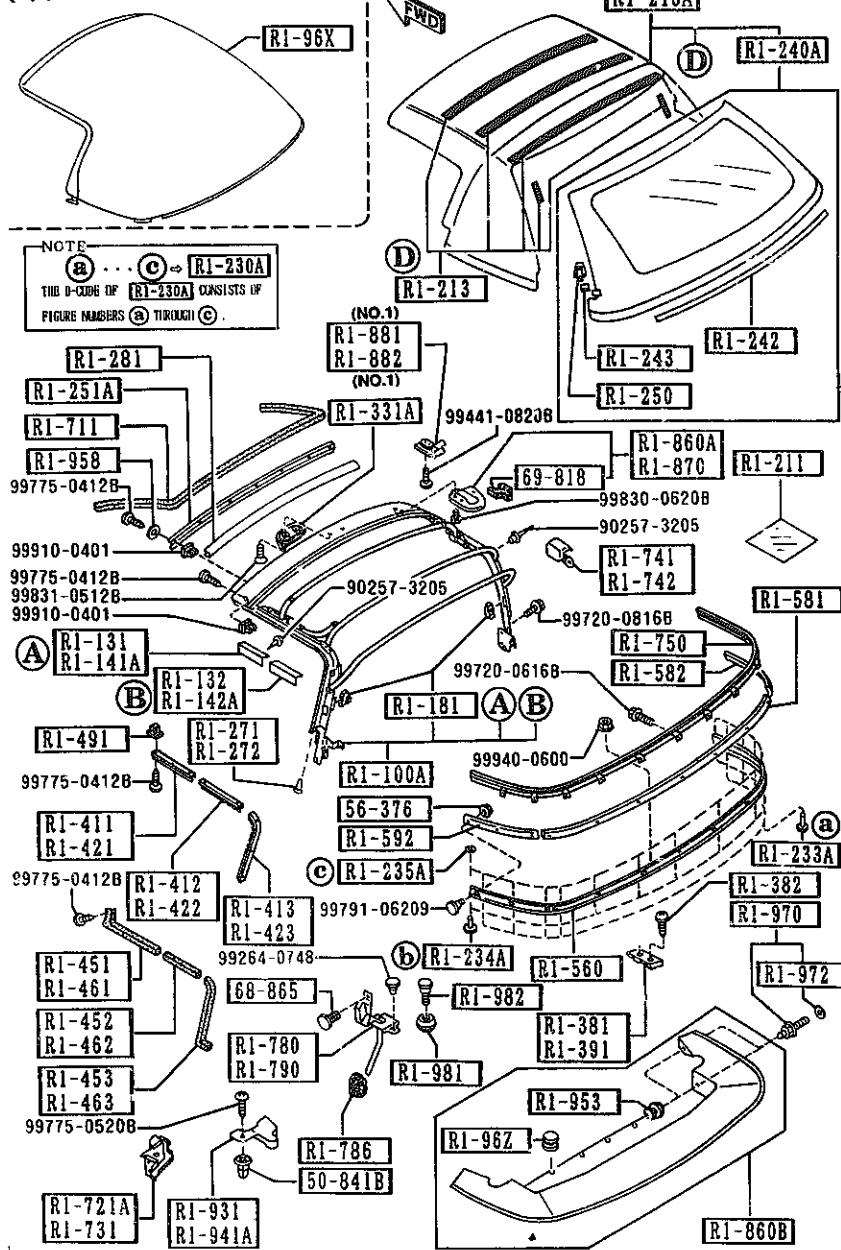


PART NO.	QTY	MODEL/RESTRICTION	MODEL/RESTRICTION	MODEL/RESTRICTION	FROM-TO
R1-832		PLATE, CUSHION-D. TOP			
NA01-R1-832A	2	R1C0-20TH-ANV., (W/DETACHABLE TOP)			
R1-860A		LOCK(R), TOP			
NA01-R1-310B	1	(W/O DETACHABLE TOP)			
NA01-R1-310B	2	R1C0-20TH-ANV., (W/DETACHABLE TOP)			
R1-860B		BOOT, TOP			
NA01-R1-960D	1				
17	INT-	NA2 RED			
66	INT-	NA0 BLACK			
88	INT-	NA1 TAN			
R1-861		COVER(R), DECK LOCK			
NA01-R1-861	1	R1C0-20TH-ANV., (W/DETACHABLE TOP)			
R1-863		PLATE, DECK LOCK			
NA01-R1-863	2	R1C0-20TH-ANV., (W/DETACHABLE TOP)			
R1-864		SHEET(R), DECK LOCK			
NA01-R1-864	1	R1C0-20TH-ANV., (W/DETACHABLE TOP)			
R1-865		BOLT, DECK LOCK			
NA01-R1-865	4	R1C0-20TH-ANV., (W/DETACHABLE TOP)			
R1-866		WASHER 'A', DECK LOCK			
NA01-R1-866	4	R1C0-20TH-ANV., (W/DETACHABLE TOP)			
R1-867		WASHER 'B', DECK LOCK			
NA01-R1-867	2	R1C0-20TH-ANV., (W/DETACHABLE TOP)			
R1-868		NUT, DECK LOCK			
NA01-R1-868	4	R1C0-20TH-ANV., (W/DETACHABLE TOP)			

6330 SUNROOF

(THIS ILLUSTRATION CONSISTS OF 2 PAGES)

(W/O DETACHABLE HARD TOP)



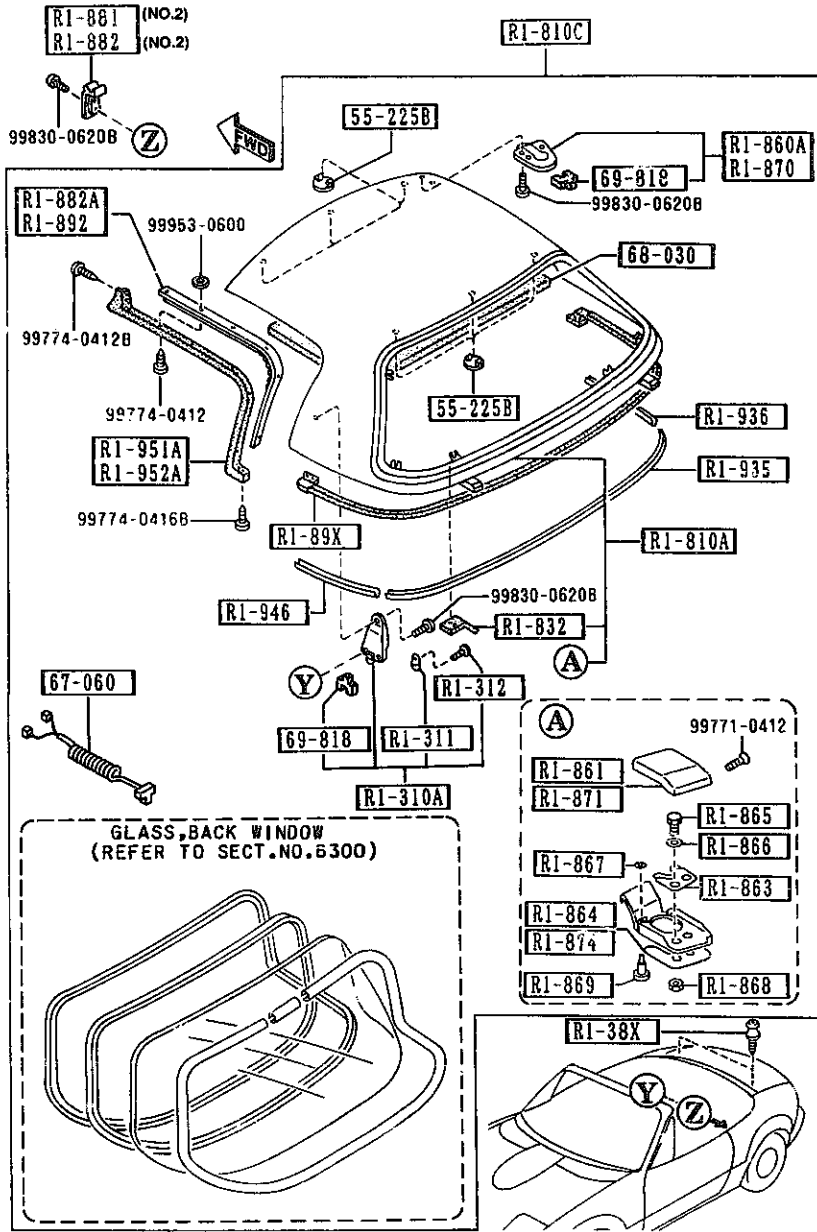
PART NO.	QTY	MODEL/RESTRICTION	MODEL/RESTRICTION	MODEL/RESTRICTION	FROM-TO
R1-869		PIN, DECK LOCK			
NA01-R1-869	2	RICO-20TH-ANV., (W/DETACHABLE TOP)			
R1-870		LOCK(L), TOP			
NA01-R1-3208	1	(W/O DETACHABLE TOP)			
NA01-R1-3208	2	RICO-20TH-ANV., (W/DETACHABLE TOP)			
R1-871		COVER(L), DECK LOCK			
NA01-R1-871	1	RICO-20TH-ANV., (W/DETACHABLE TOP)			
R1-874		SHEET(L), DECK LOCK			
NA01-R1-874	1	RICO-20TH-ANV., (W/DETACHABLE TOP)			
R1-881		STRIKER(R), LOCK-TOP			
NA01-R1-3618	1	(ILLUST. NO.1)			
NA02-R1-3618	1	RICO-20TH-ANV., (ILLUST. NO.2) (W/DETACHABLE TOP)			
R1-882		STRIKER(L), LOCK-TOP			
NA01-R1-3718	1	(ILLUST. NO.1)			
NA02-R1-3718	1	RICO-20TH-ANV., (ILLUST. NO.2) (W/DETACHABLE TOP)			
R1-882A		RETAINER(R), WTHSTP-D TOP			
NA01-R1-882	1	RICO-20TH-ANV., (W/DETACHABLE TOP)			
R1-89X		WEATHERSTRIP, D.TOP-R EAR			
NA01-R1-89XA	1	RICO-20TH-ANV., (W/DETACHABLE TOP)			
R1-892		RETAINER(L), WTHSTP-D TOP			
NA01-R1-892	1	RICO-20TH-ANV., (W/DETACHABLE TOP)			
R1-931		COVER(R), BELT LINE			
NA01-R1-931A	1				

AUNA03

(CONT'D)

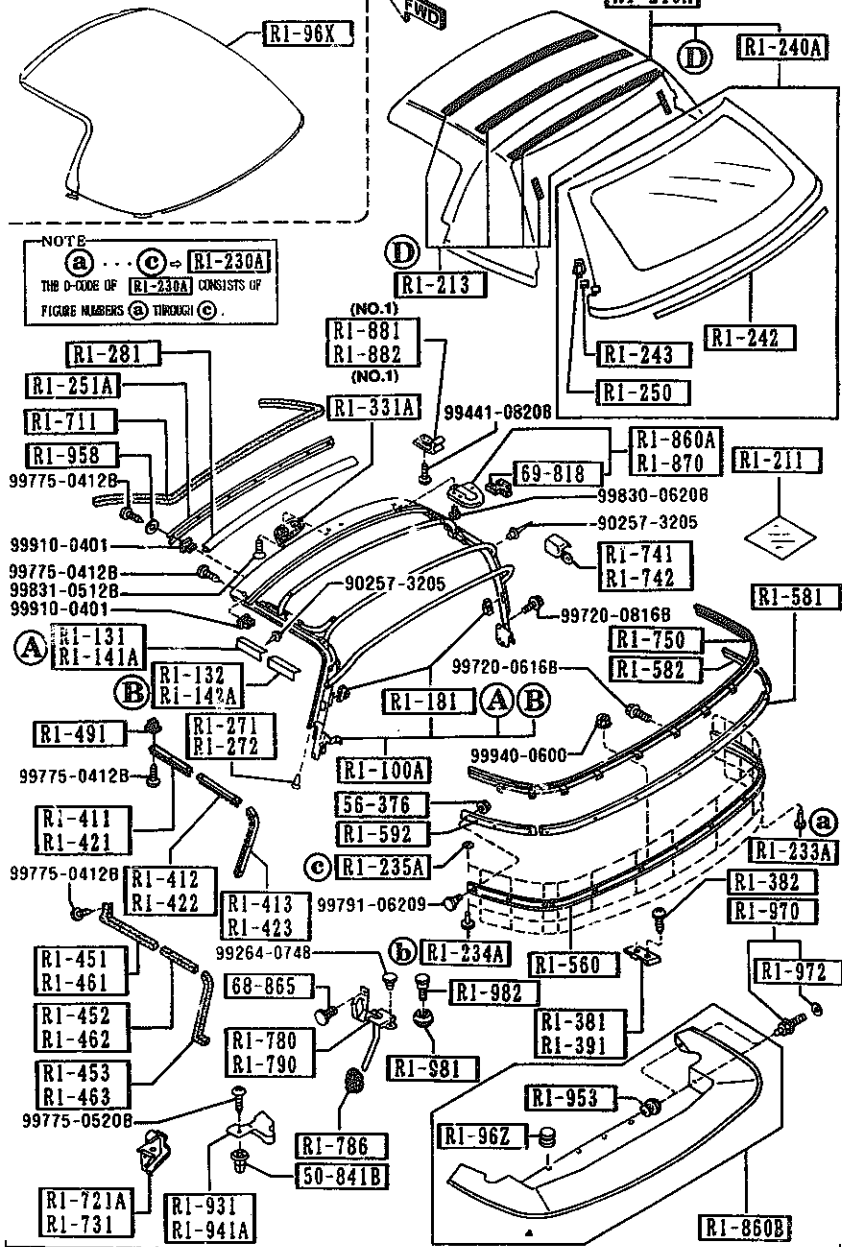
CAT. AUNA03-04

1994-10



PART NO.	QTY	MODEL/RESTRICTION	MODEL/RESTRICTION	MODEL/RESTRICTION	FROM-TO
R1-935	1	PROTECTOR (C), EDGE-D. TOP			
NA01-R1-935B		RICO-20TH-ANV. (W/DETACHABLE TOP)			
R1-936	1	PROTECTOR (R), EDGE-D. TOP			
NA01-R1-936A		RICO-20TH-ANV. (W/DETACHABLE TOP)			
R1-941A	1	COVER (L), BELT LINE			
NA01-R1-941A					
R1-946	1	PROTECTOR (L), EDGE-D. TOP			
NA01-R1-946A		RICO-20TH-ANV. (W/DETACHABLE TOP)			
R1-951A	1	WTHSTP (R), ROOF PANEL			
NA01-R1-881B		RICO-20TH-ANV. (W/DETACHABLE TOP)			
R1-952A	1	WTHSTP (L), ROOF PANEL			
NA01-R1-891B		RICO-20TH-ANV. (W/DETACHABLE TOP)			
R1-953	4	HOOK, HOOD-REAR CORNER			
B235-R1-953					
R1-958	7	WASHER, HOOK 'A' & 'B'			
B235-R1-958A					
R1-96X	1	COVER, TOP FABRIC			
NA01-R1-96XC		(W/O DETACHABLE TOP)			
R1-96Z	7	HOOK, TOP BOOT			
NA01-R1-96Z					
00	INT-	NA0 BLACK			
75	INT-	NA1 NA2 SILVER			
R1-970	4	HOOK, REAR DECK			
NA01-R1-970A					
R1-972	4	WASHER, HOOK 'A'			
NA01-R1-926					

(W/O DETACHABLE HARD TOP)



ACNA03

(CONT'D)

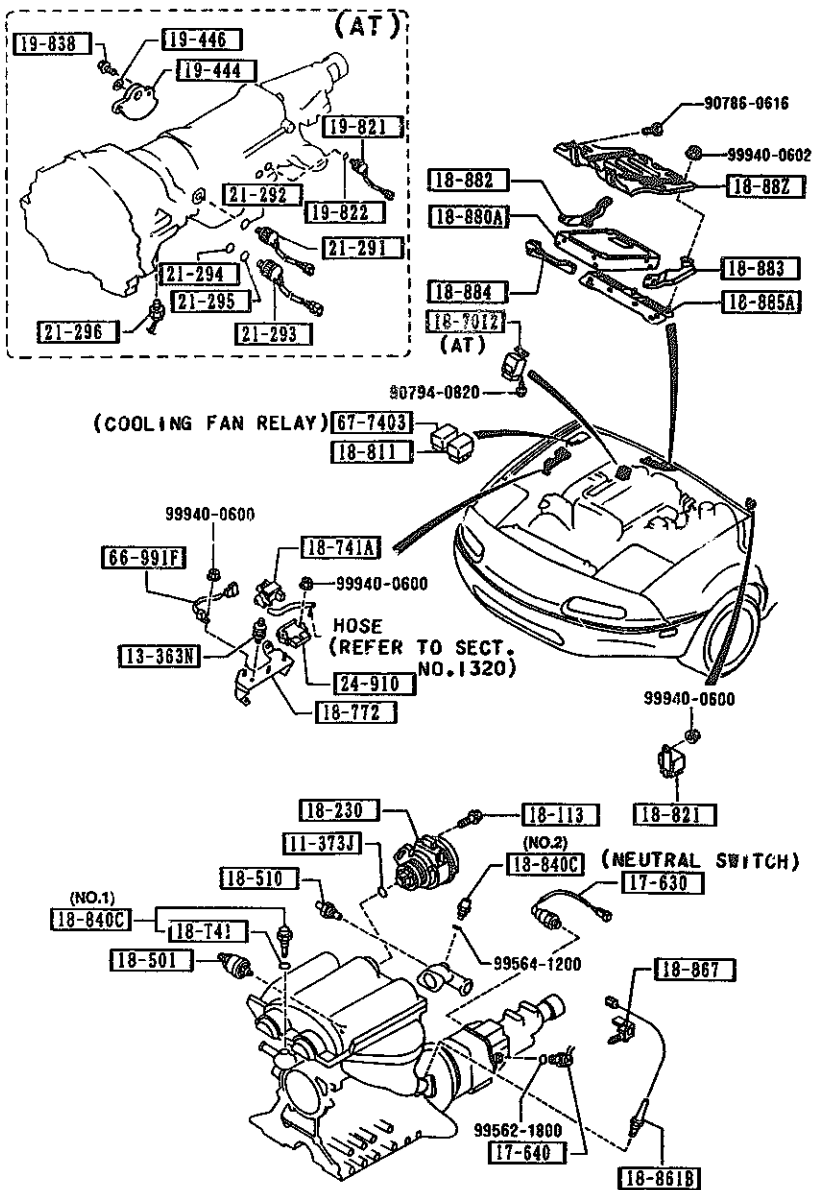
PART NO.	QTY	MODEL/RESTRICTION	MODEL/RESTRICTION	MODEL/RESTRICTION	FROM-TO
RI-981		STOPPER, SOFT TOP			
NA01-RI-981A	2				
RI-982		BOLT, STOPPER-SOFT TOP			
NA01-RI-982A	2				
50-841B		GROMMET, SCREW			
H260-50-841	2				
55-225B		COVER, HOLE			
G030-55-225	6	RICO-20TH-ANV., (W/DETACHABLE TOP)			
00	INT-	NA0 NA1 NA2 BLACK			
56-376		NUT, SELF LOCK			
B001-56-376	13				
67-060		HARNES NO.2, REAR			
N007-67-060A	1	RICO-20TH-ANV., (W/DETACHABLE TOP)			
68-030		CEILING, TOP			
N007-68-031	1	RICO-20TH-ANV., (W/DETACHABLE TOP)			
00	INT-	NA0 NA1 NA2 BLACK			
68-865		FASTENER			
G032-68-865A	2				
00	INT-	NA0 NA1 NA2 BLACK			
69-818		PAD			
NA01-RI-313	2	(W/O DETACHABLE TOP)			
NA01-RI-313	6	RICO-20TH-ANV., (W/DETACHABLE TOP)			

CAT. AJNA03-04

1994-10



6600 SWITCHES & RELAYS (ENGINE)



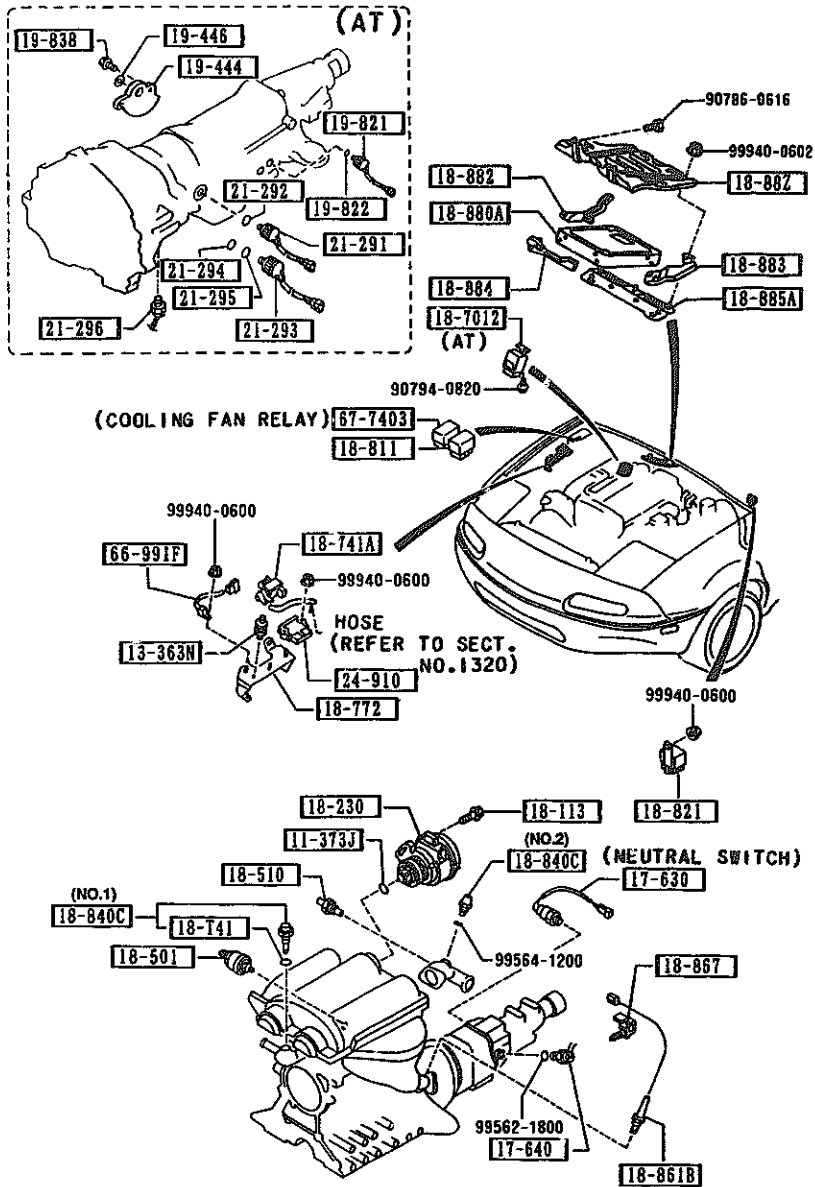
PART NO.	QTY	MODEL/RESTRICTION	MODEL/RESTRICTION	MODEL/RESTRICTION	FROM-TO
11-373J		RING, 'O'			
99541-03801	1				
13-363N		RUBBER, MOUNTING			
0222-13-363	1				
17-630		SWITCH			
8118-17-640B	1 (MT)				
17-640		SWITCH, BACK UP LAMP			
M506-17-640A	1 (MT)				
18-T41		RING, 'O'-WATER THERM O SW.			
F8B5-18-T41	1				
18-113		BOLT			
B366-18-1A5	1				
18-230		SENSOR, CRANKSHAFT PO SI.			
B61P-18-230A	1				
18-501		SWITCH, OIL PRESSURE			
B61P-18-501	1				
18-510		UNIT, HEAT GAUGE PANASONIC			
B541-18-51X	1				
*KL01-18-51X	1	NIHON THERMOSTAT			3401-
18-7012		UNIT, CONTROL			
B64J-18-780B	1 (AT)				
18-741A		VALVE, THREE WAY			
JE16-18-741	1	NIHON OIL SEAL			
18-772		BRACKET, IGNITER			
B61P-18-2F0B	1				
18-811		RELAY, MAIN			
B6SB-18-811	1				
3401 NA351*-418882					

AUNA03

CAT. AUNA03-04

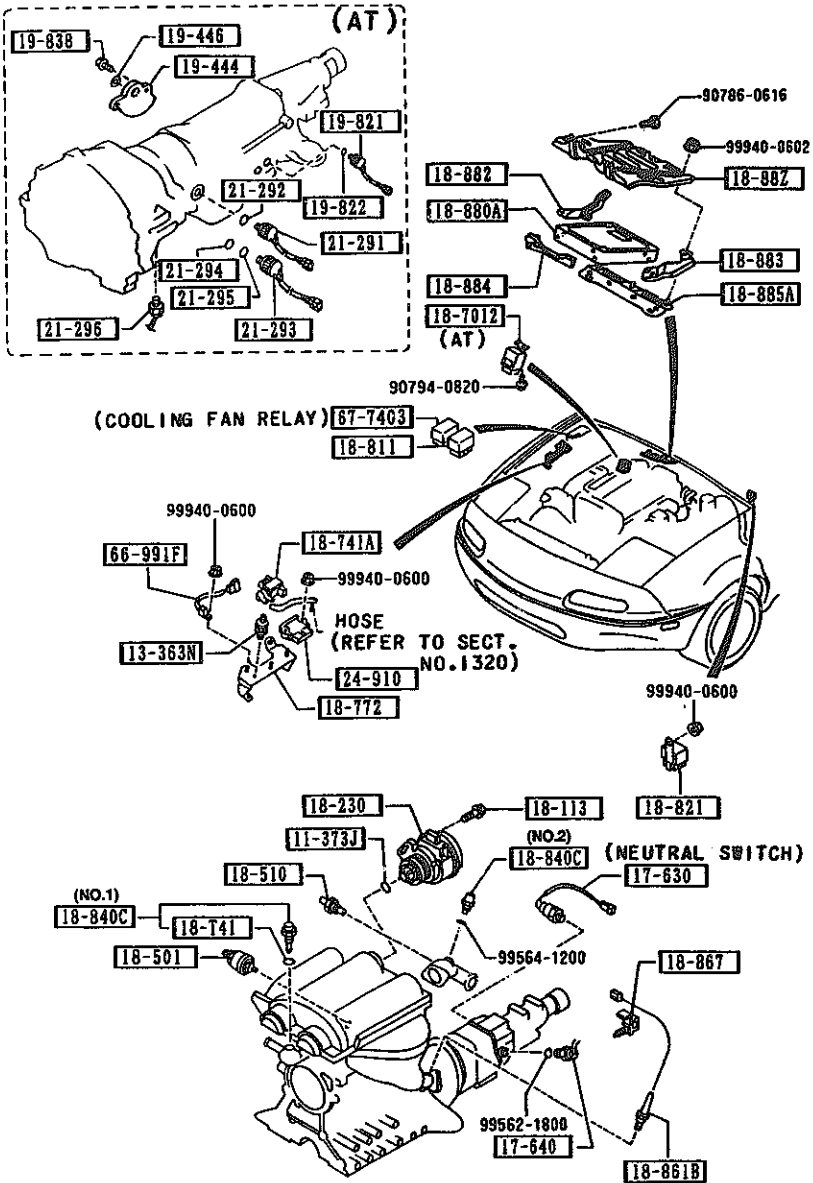
1994-10

6600 SWITCHES & RELAYS (ENGINE)



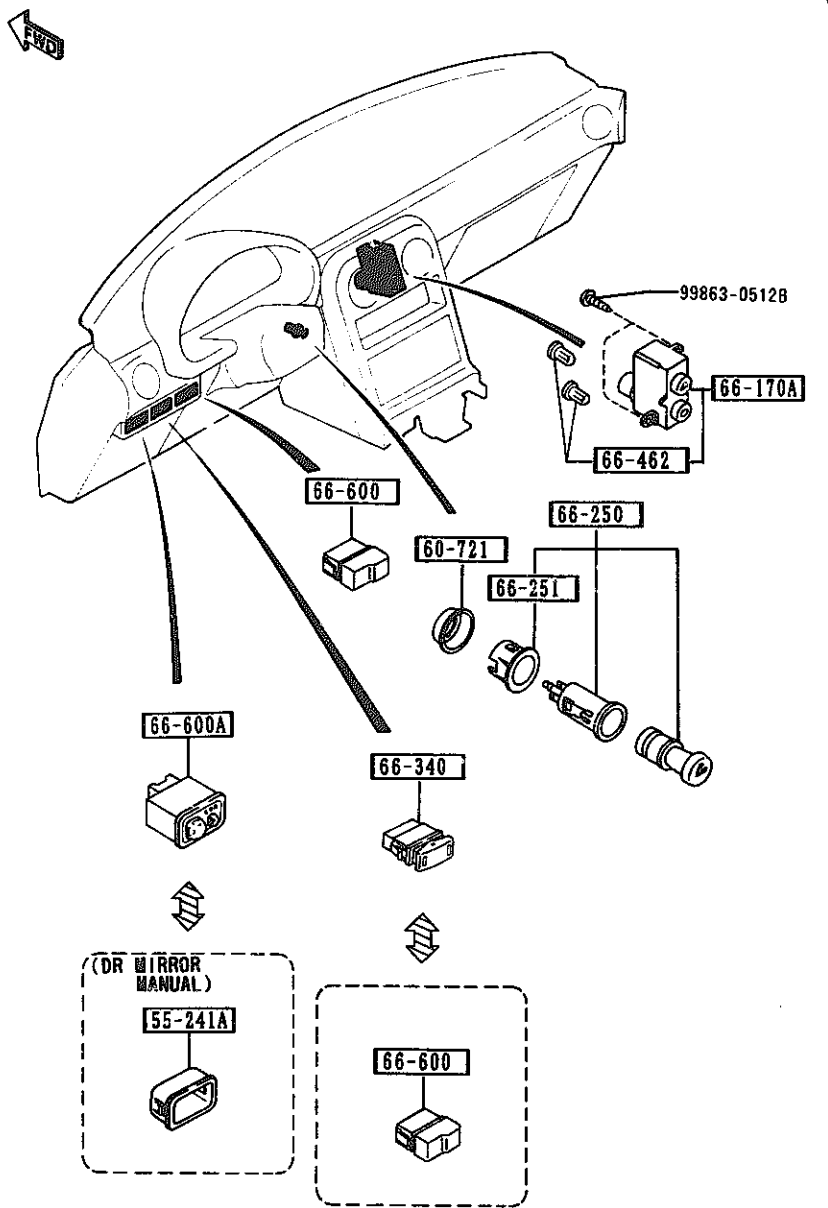
PART NO.	QTY	MODEL/RESTRICTION	MODEL/RESTRICTION	MODEL/RESTRICTION	FROM-TO
18-821		RELAY, FUEL PUMP			
N236-18-821	1				
18-840C		SENSOR, TEMP. -ENG. COOLANT			
N350-18-840	1	DENSO (ILLUST. NO.1)			
8574-18-840	1	DENSO (ILLUST. NO.2)			
18-861B		SENSOR, OXYGEN			
B61R-18-861A	1				
18-867		CLIP			
FE30-18-867A	1				
18-882		COVER, CONTROL UNIT			
B65K-18-882	1				
18-880A		MODULE, POWERTRAIN CONTROL			
B6AW-18-881	1	(CALIF)			
B61P-18-881B	1	((FED))<(MT) )			
B64J-18-881	1	((FED))<(AT) )			
18-882		BRACKET, CONTROL UNIT			
B61P-18-882	1				
18-883		BRACKET, CONTROL UNIT			
B61P-18-883	1				
18-884		BRACKET, CONTROL UNIT			
B61P-18-884	1				
18-885A		BRACKET, CONTROL UNIT			
B61P-18-885	1				
19-444		SWITCH, INHIBITOR			
BU55-19-444B	1	(AT)			
19-446		RING, 'O'			
0338-19-446	1	(AT)			

6600 SWITCHES & RELAYS (ENGINE)



PART NO.	QTY	MODEL/RESTRICTION	MODEL/RESTRICTION	MODEL/RESTRICTION	FROM-TO
19-821		SOLENOID,DOWN SHIFT			
BU55-19-821	1	(AT)			
19-822		SEAL,'O'RING			
0338-19-822	1	(AT)			
19-838		BOLT-HEX,HD WASHER			
1758-19-838A	2	(AT)			
21-291		SWITCH,OIL PRESSURE			
BU55-21-2J1	1	(AT)			
21-292		RING,'O'			
BU01-21-292A	1	(AT)			
21-293		SOLENOID,OVER DRIVE			
BU55-21-2J	1	(AT)			
21-294		RING,'O'			
BU01-21-294	1	(AT)			
21-295		RING,'O'			
BU01-21-295	1	(AT)			
21-296		SOLENOID,LOCK UP CON TROL			
BU55-21-3A5	1	(AT)			
24-910		IGNITION,ELECTRIC			
861P-18-251	1				
66-991F		CONDENSER			
8376-66-991	1				
67-7403		RELAY,N.O.			
LA10-67-740	1	10A (COOLING FAN RELAY)			

6610 DASHBOARD SWITCHES



PART NO.	QTY	MODEL/RESTRICTION	MODEL/RESTRICTION	MODEL/RESTRICTION	FROM-TO
55-241A		BOX, INSTRUMENT PANEL			
NA01-55-241A	1	BASE, (DR MIRROR MANUAL)			
60-721		PROTECTOR			
B092-66-241A	1				
66-170A		SWITCH(R), CLUSTER			
NA01-66-170	1				
66-250		LIGHTER, CIGAR			
B150-66-250	1				
66-251		RING, ILLUMINATION			
B001-66-251	1				
66-340		SWITCH, MAIN			
NA01-66-340A	1	PKG-B, RICO-20TH-ANV (W/AUTO CRUISE CONT.)			
66-462		BULB'B', SWITCH-RR DE FOGER			
NA01-66-462	2				
66-600		COVER, HOLE			
B481-55-225	2	BASE, (DR MIRROR MANUAL) (W/O AUTO CRUISE CON T.)			
66-600A		SWITCH, RMT. MIRROR			
NA52-66-600A	1	PKG-A, RICO-20TH-ANV (DR MIRROR ELECT.)			

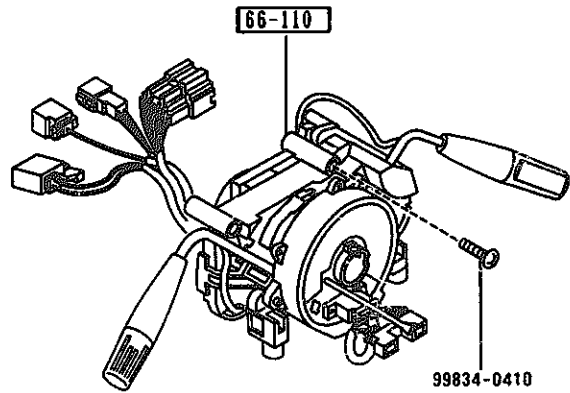
AUNA03

CAT. AUNA03-04

1994-10

6611 COMBINATION SWITCH

6611 -1 \* COMBINATION SWITCH



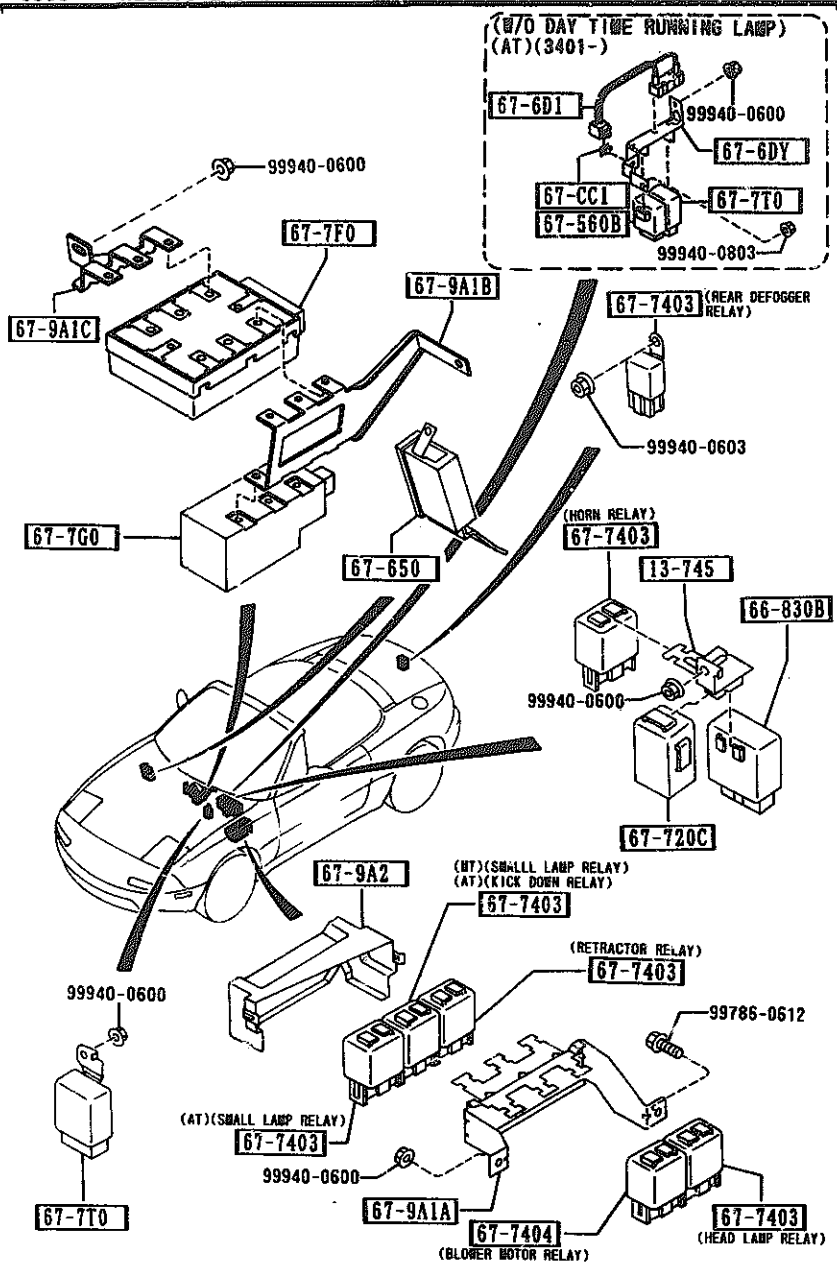
PART NO.	QTY	MODEL/RESTRICTION	MODEL/RESTRICTION	MODEL/RESTRICTION	FROM-TO
66-110		SWITCH, COMBINATION			
NA01-66-120A A (NA01-66-120B)	1				-2904
NA02-66-120A A (NA02-66-120B)	1				-2904
NA01-66-120B	1	BASE, (W/O AUTO CRUISE CON T.)			2904-
NA02-66-120B	1	PKU-B, RICO-20TH-ANV (W/AUTO CRUISE CONT. )			2904-
2904 NA351*-401954					

AUNA03

CAT. AUNA03-04

1994-10

6630 RELAYS & UNIT (BODY)



PART NO.	QTY	MODEL/RESTRICTION	MODEL/RESTRICTION	MODEL/RESTRICTION	FROM TO
13-745		BRACKET, RELAY			
NA02-67-9A1	1				
66-830B		UNIT, FLASHER			
HE01-66-830	1				
67-CC1		CLIP, HARNESS			
*LA01-67-C11	1	(AT)			3401-
67-560B		UNIT, CENTRAL PROCESSING			
*NA56-67-560	1	(AT)			3401-
67-6DY		BRACKET, RELAY-INTERLOCK			
*NA56-67-6DYA	1	(AT)			3401-
67-6D1		RESISTOR, INTERLOCK			
*1020-67-6D1	1	(AT)			3401-
67-650		BOX, CONTROL-A.B.S.			
NA17-67-650A	1	(A. LOCK BRAKE)			
67-7F0		UNIT, DIAGNOSIS-AIR BAG			
NA01-67-7F0A	1				
67-7G0		UNIT, BACK UP POWER-A.BAG			
NA01-67-7G0A	1				
67-7T0		UNIT, TIMER-REAR DEFG			
NA01-67-7T0	1	(W/O DAY TIME RUNNING LAMP) (HT)			
NA01-67-7T0	1	(W/O DAY TIME RUNNING LAMP) (AT)			-3401
*NA56-67-7T0	1	(W/O DAY TIME RUNNING LAMP) (AT)			3401-
67-720C		TIMER & BUZZER			
NA02-67-720	1				
67-7403		RELAY, N.O.			
H300-67-740	30A				
3401 NA351*-418700					

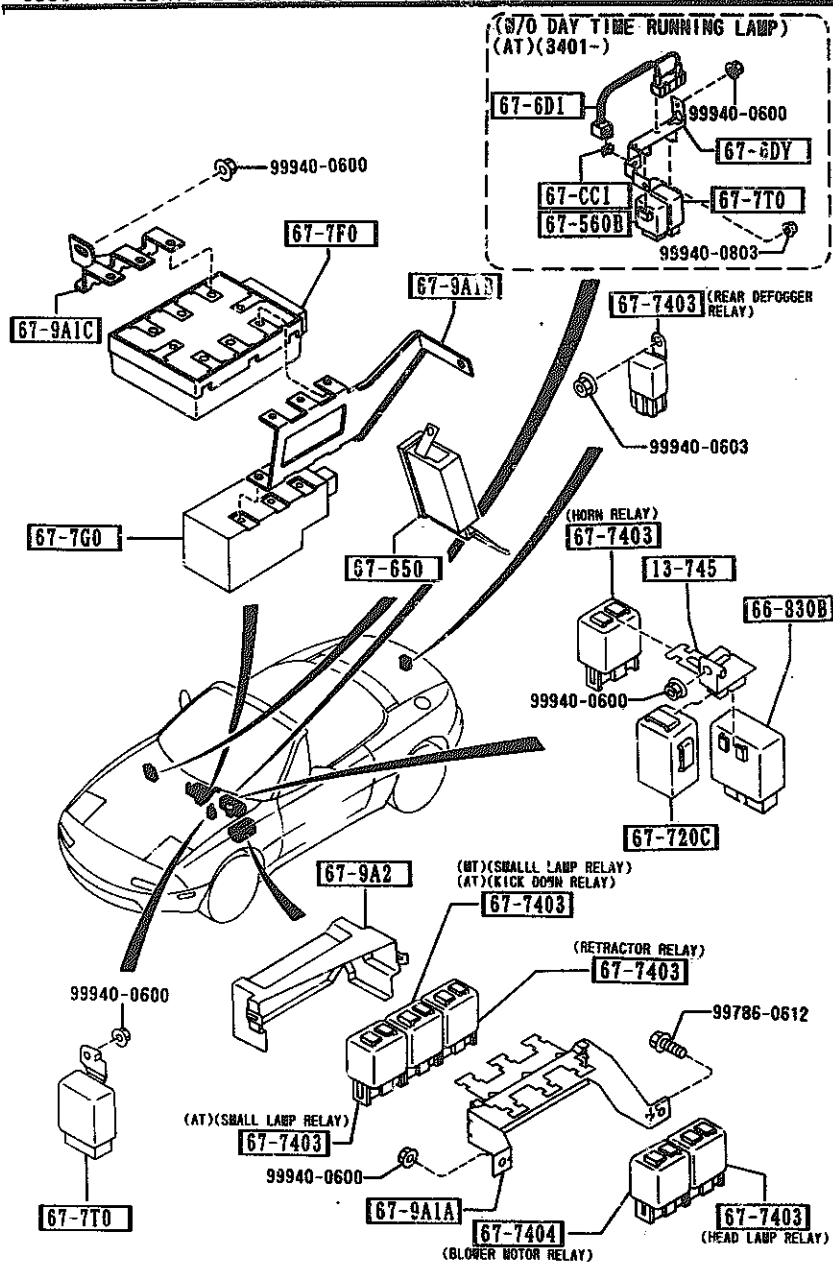
AUNA03

CAT. AUNA03-04

1994-10

6630 RELAYS & UNIT (BODY)

6630 -2 \* RELAYS & UNIT (BODY)



PART NO.	QTY	MODEL/RESTRICTION	MODEL/RESTRICTION	MODEL/RESTRICTION	FROM-TO
CONT'D					
LA10-67-740	1	(HEAD LAMP RELAY)			
	2	10A (SMALL LAMP RELAY) (HORN RELAY) (MT)			
LA10-67-740	3	10A (SMALL LAMP RELAY) (HORN RELAY) (KICK DOWN RELAY) (AT)			
LA12-67-740	1	(RETRACTOR RELAY)			
LA40-67-740	1	(REAR DEFOGGER RELAY)			
		67-7404	RELAY, TRANSFER		
HD22-67-740	1	(BLOWER MOTOR RELAY)			
		67-9A1A	BRACKET, RELAY		
NA01-67-9A1	1				
		67-9A1B	BRKT, DIAGNOSIS UNIT		
NA06-67-9A1B	1				
		67-9A1C	BRKT, DIAGNOSIS/POWER UNIT		
NA05-67-9A1B	1				
		67-9A2	COVER, RELAY		
NA02-67-9A2	1				

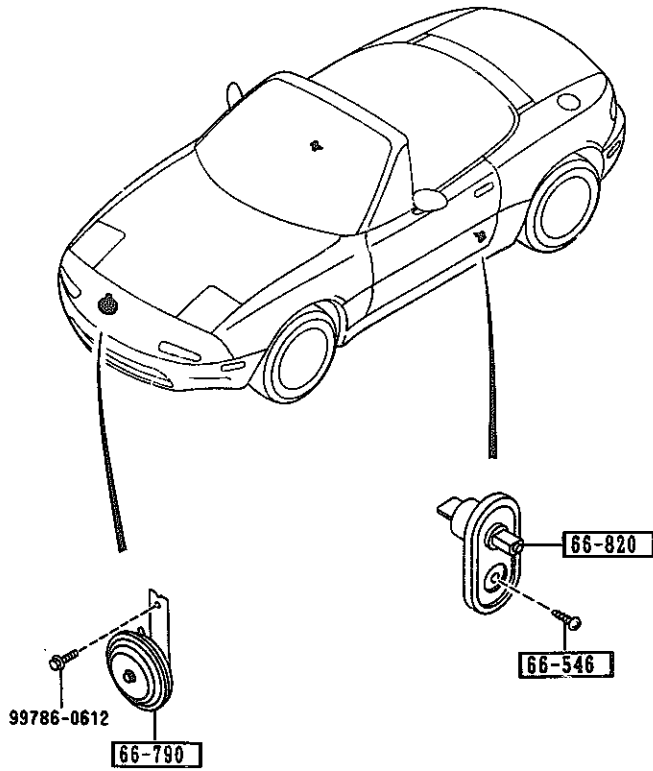
AUNA03

CAT. AUNA03-04

1994-10

6635 DOOR SWITCH & HORNS

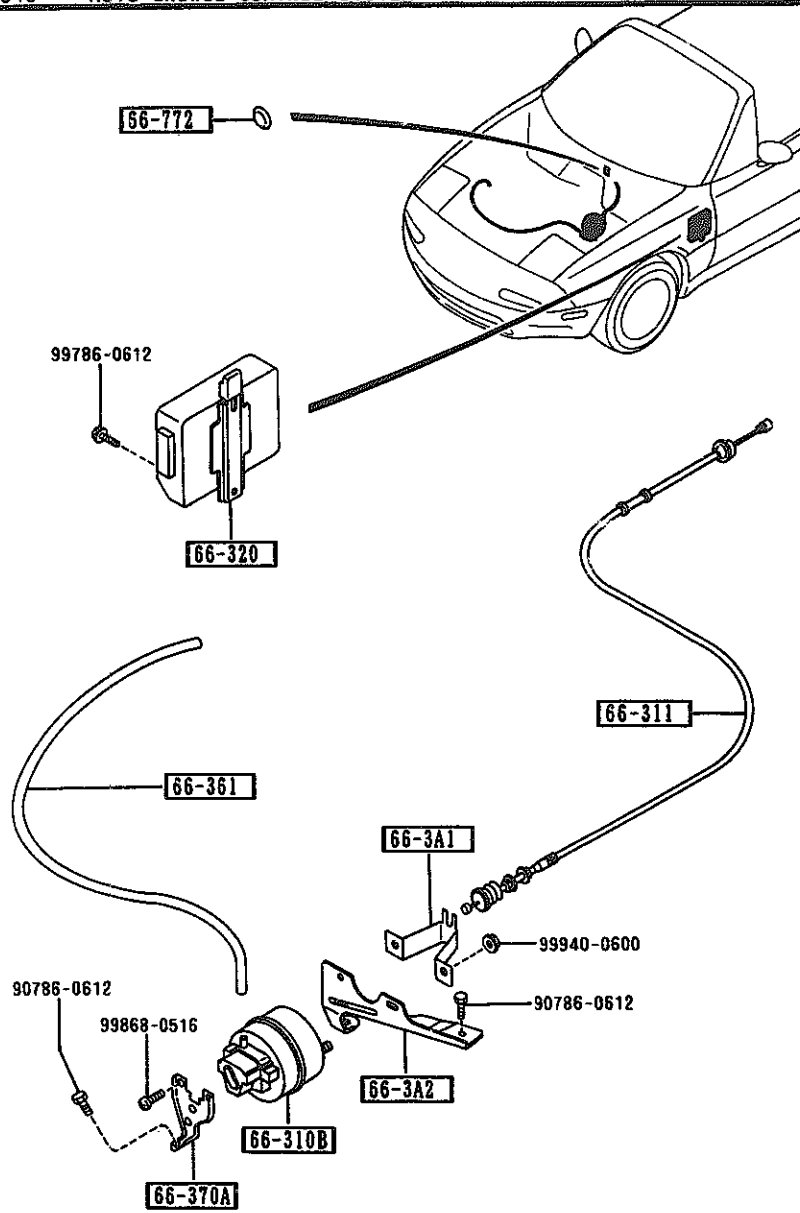
6635 -1 \* DOOR SWITCH & HORNS



PART NO.	QTY	MODEL/RESTRICTION	MODEL/RESTRICTION	MODEL/RESTRICTION	FROM-TO
66-346 LA01-66-546	2	SCREW, DOOR SWITCH			
66-790 SA59-66-790	1	HORN, LOW TONE			
66-820 B455-66-540	2	SWITCH, DOOR			



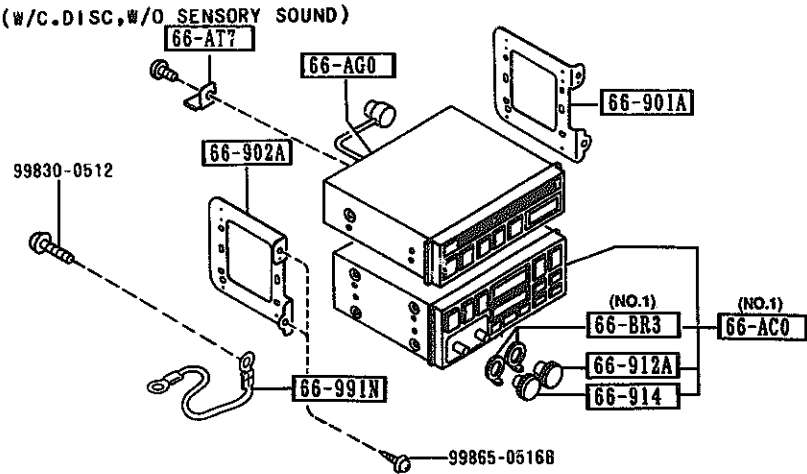
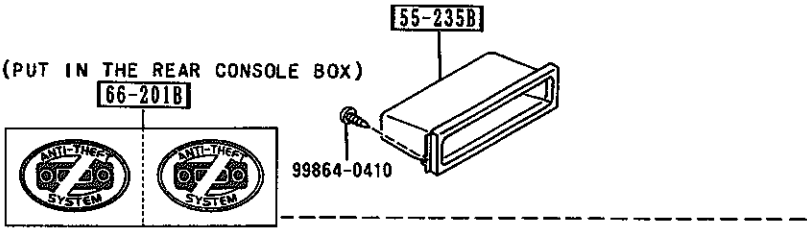
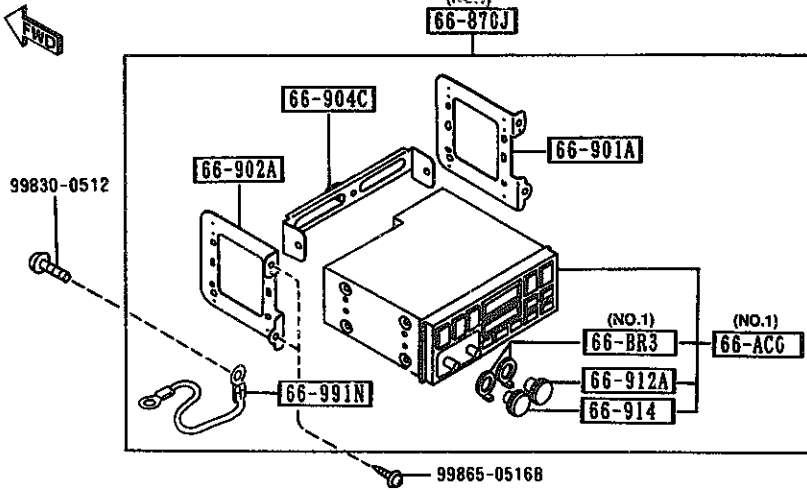
6640 AUTO CRUISE CONTROL SYSTEM



PART NO.	QTY	MODEL/RESTRICTION	MODEL/RESTRICTION	MODEL/RESTRICTION	FROM-TO
66-3A1		BRACKET,ACTUATOR-A.C.C.			
LA01-66-3A1	1				
66-3A2		BRACKET,ACTUATOR-FRONT			
NA01-66-3A2A	1				
66-310B		ACTUATOR,A.C.C.			
LA01-66-310A	1				
66-311		WIRE,A.C.C.			
NA01-66-311A	1				
66-320		BOX,A.C.C.			
NA01-66-320	1				
66-361		PIPE,AUTO CRUISE CONTROL			
NA01-66-361	1				
66-370A		BRACKET,ACTUATOR			
NA01-66-3A3A	1				
66-772		GROMMET			
B092-41-661	1	BASE, (W/O AUTO CRUISE CONTROL.)			

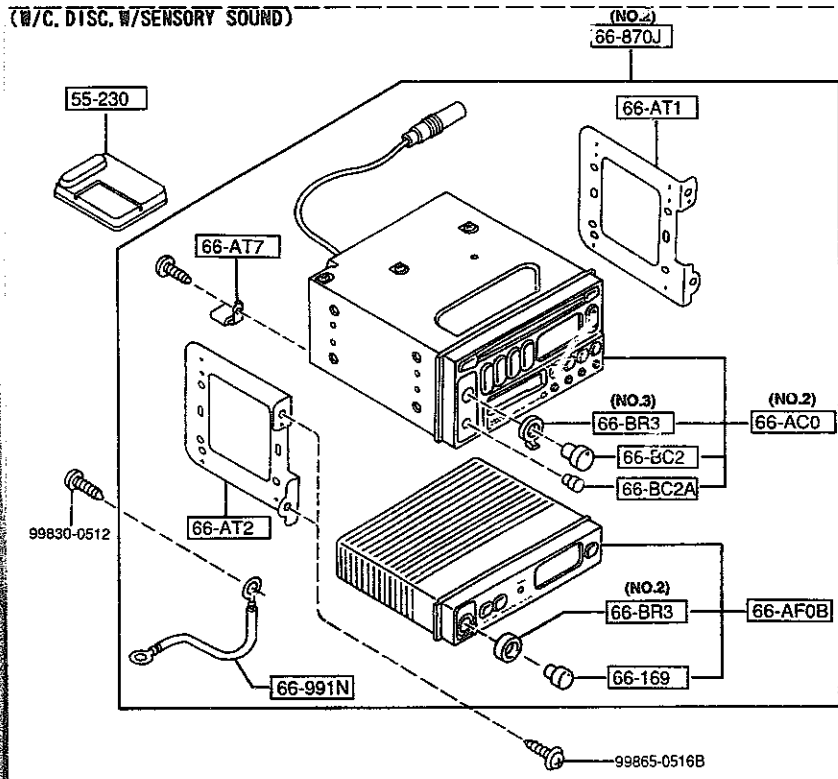
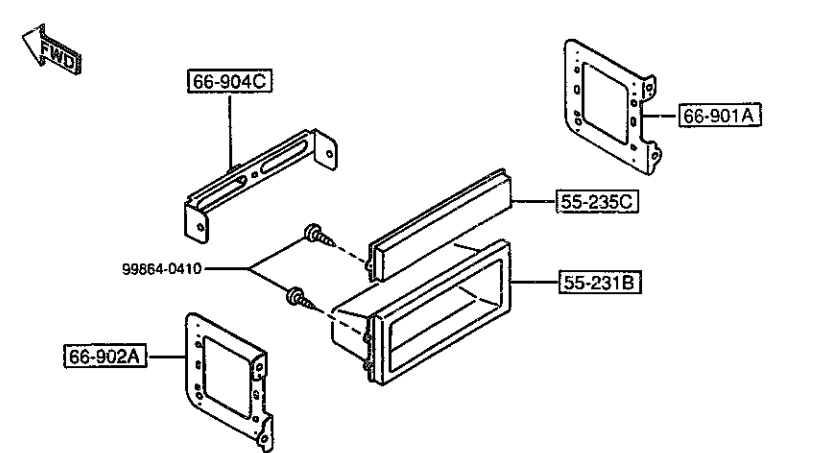
(W/O C.DISC, W/O SENSORY SOUND)

(THIS ILLUSTRATION CONSISTS OF 3 PAGES)



(W/O AUDIO)

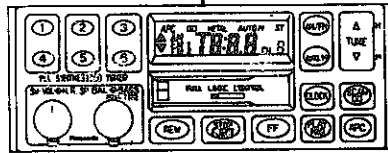
(THIS ILLUSTRATION CONSISTS OF 3 PAGES)



(THIS ILLUSTRATION CONSISTS OF 3 PAGES)

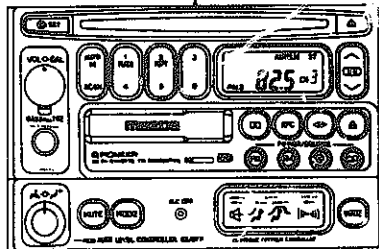
(NO.1)

66-870J



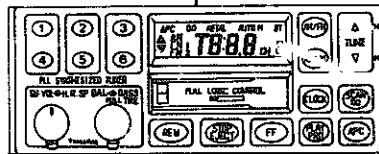
(NO.2)

66-870J



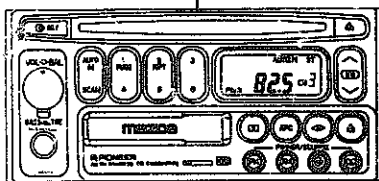
(NO.1)

66-AC0

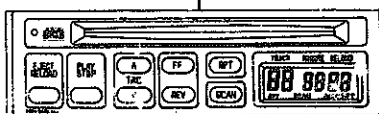


(NO.2)

66-AC0



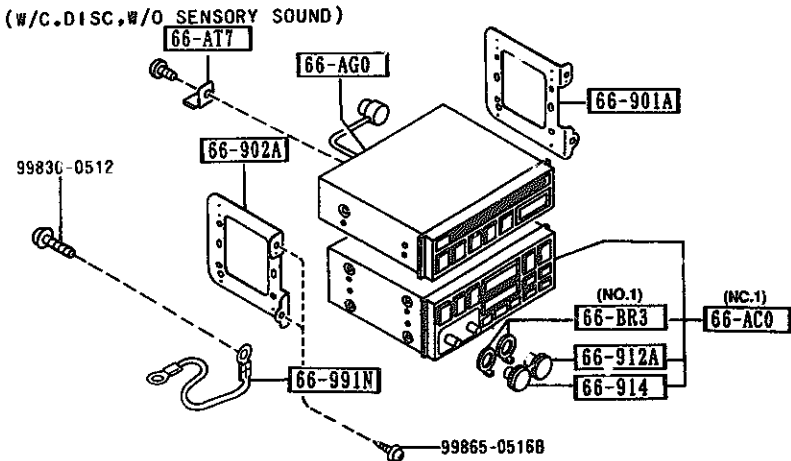
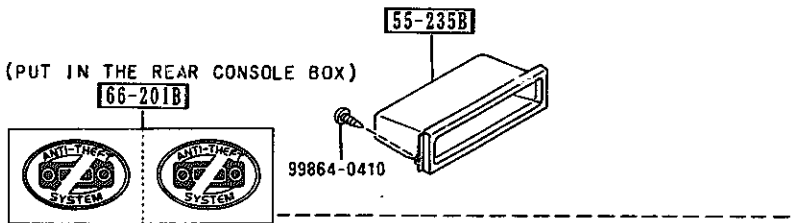
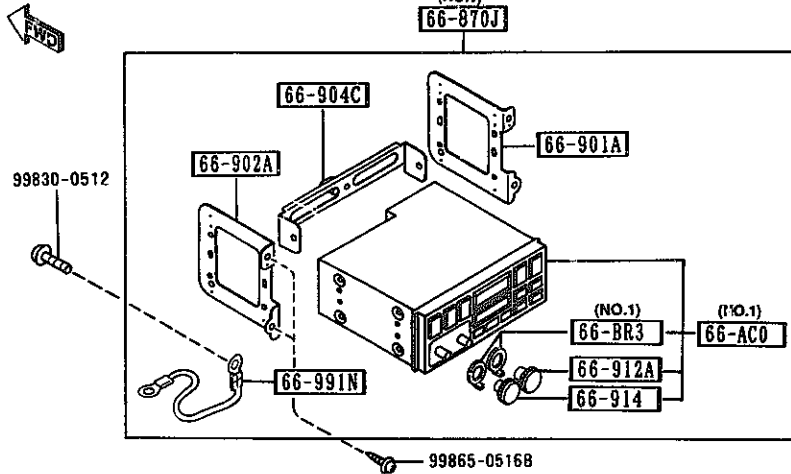
66-AG0



6680 AUDIO SYSTEMS (RADIO & TAPE DECK)

(1/3)

(W/O C.DISC,W/O SENSORY SOUND) (THIS ILLUSTRATION CONSISTS OF 3 PAGES)

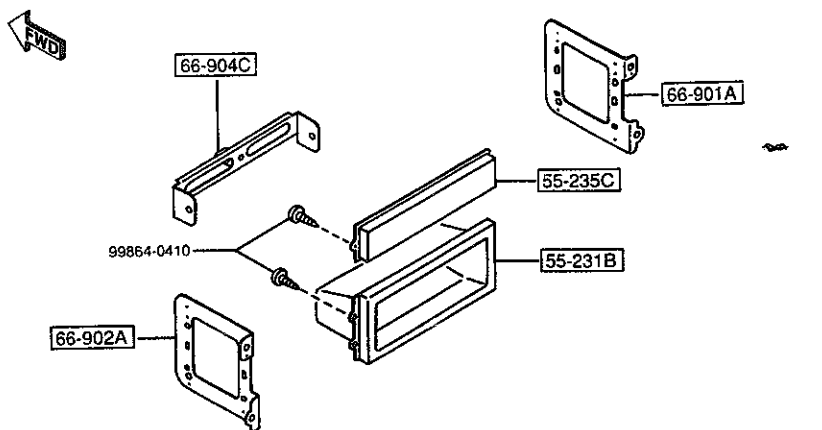


PART NO.	QTY	MODEL/RESTRICTION	MODEL/RESTRICTION	MODEL/RESTRICTION	FROM-TO
55-230		PANEL,AUDIO			
NA52-66-9H1	1	(W/SENSORY SOUND)			
55-231B		ORNAMENT,STEREO			
FC02-55-235A	1	(W/O AUDIO)			
55-235B		ORNAMENT,STEREO-UPPER			
LA03-55-235A	1	(W/O C.DISC)			
55-235C		ORNAMENT,STEREO-LOWER			
LA02-55-235	1	(W/O AUDIO)			
66-AC0		TUNER & DECK,COMB.			
NA01-66-AC0A	1	(ILLUST. NO.1) (W/O SENSORY SOUND)			
NA52-66-AC0 AN(NA52-66-AC0A)	1	(ILLUST. NO.2) (W/SENSORY SOUND)			-3506
NA52-66-AC0A	1	(ILLUST. NO.2) (W/SENSORY SOUND)			3506-
66-AF0B		SOUND CONTROLLER			
NA52-66-AF0	1	(W/C.D.,W/HEAD RR SPK, W/SENSORY SOUND)			
66-AG0		PLAYER,COMPACT DISC			
NA01-66-AG0	1	(W/C.DISC,W/O SENSORY SOUND)			
66-AT1		BRACKET(R),FRONT-AUDIO			
NO18-66-AS1	1	(W/SENSORY SOUND)			
66-AT2		BRACKET(L),FRONT-AUDIO			
NO18-66-AS2	1	(W/SENSORY SOUND)			
66-AT7		BRACKET(RR),AUDIO			
NO18-66-AS3	1	(W/C.DISC,W/SENSORY SOUND)			
NO19-66-AT7	1	(W/C.DISC,W/O SENSORY SOUND)			
66-BC2		KNOB,VOLUME-TUNER & DECK			
NO18-66-BC1	1	(W/C.D.,W/HEAD RR SPK, W/SENSORY SOUND)			
3506 NA351X-420224					

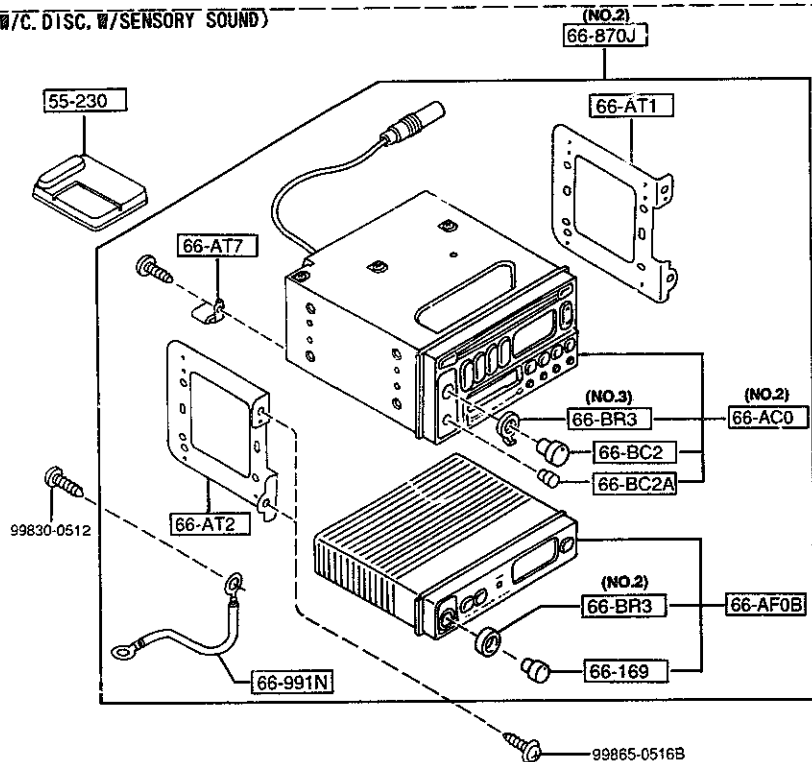
6680 AUDIO SYSTEMS  
(W/O AUDIO)

(RADIO & TAPE DECK)  
(THIS ILLUSTRATION CONSISTS OF 3 PAGES)

(2/3)



(W/C DISC. W/SENSORY SOUND)

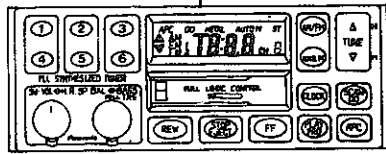


PART NO.	QTY	MODEL/RESTRICTION	MODEL/RESTRICTION	MODEL/RESTRICTION	FROM TO
66-BC2A		KNOB, BASS/TREBLE			
NA52-66-BC2	1	(W/C.D., W/HEAD RR SP K, W/SENSORY SOUND)			
66-BR3		KNOB, BALANCE-TUNER			
NA01-66-BR3	2	(ILLUST. NO.1) (W/O SENSORY SOUND)			
NA52-66-BR3	1	(ILLUST. NO.2) (W/C.D., W/HEAD RR SP K, W/SENSORY SOUND)			
NO18-66-BR3	1	(ILLUST. NO.3) (W/C.D., W/HEAD RR SP K, W/SENSORY SOUND)			
66-169		KNOB			
NA52-66-BC3	1	(W/C.D., W/HEAD RR SP K, W/SENSORY SOUND)			
66-201B		LABEL, ANTI THEFT-AUDIO			
NA01-66-201	1	(W/O SENSORY SOUND)			
66-870J		AUDIO SET			
NA53-66-9C0	1	RICO-20TH-ANV., (ILLUST. NO.1) (W/O C.DIS. W/O SENSORY SOUND)			
NA52-66-9W0A	1	(ILLUST. NO.2) (W/C DISC, W/SENSORY SOUND)			
66-901A		BRACKET(R), TUNER			
NA01-66-AT1	1	(W/O SENSORY SOUND)			
66-902A		BRACKET(L), TUNER			
NA01-66-AT2	1	(W/O SENSORY SOUND)			
66-904C		BRACKET, LOW			
NO19-66-AT6	1	(AM/FM DECK, W/O C.DIS) (W/O AUDIO)			
66-912A		KNOB, TONE-TUNER			
NA01-66-BR2	1	(W/O SENSORY SOUND)			
66-914		KNOB, VOLUME-TUNER			
NA01-66-BR1	1	(W/O SENSORY SOUND)			

(THIS ILLUSTRATION CONSISTS OF 3 PAGES)

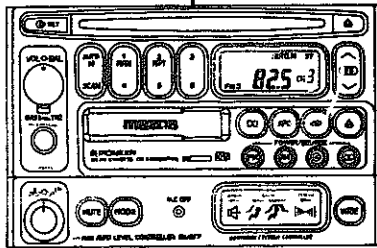
(NO.1)

66-870J



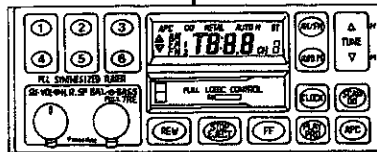
(NO.2)

66-870J



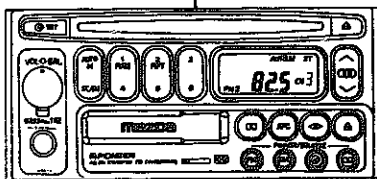
(NO.1)

66-AC0

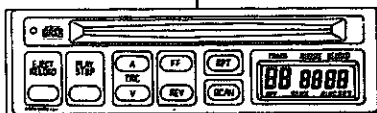


(NO.2)

66-AC0



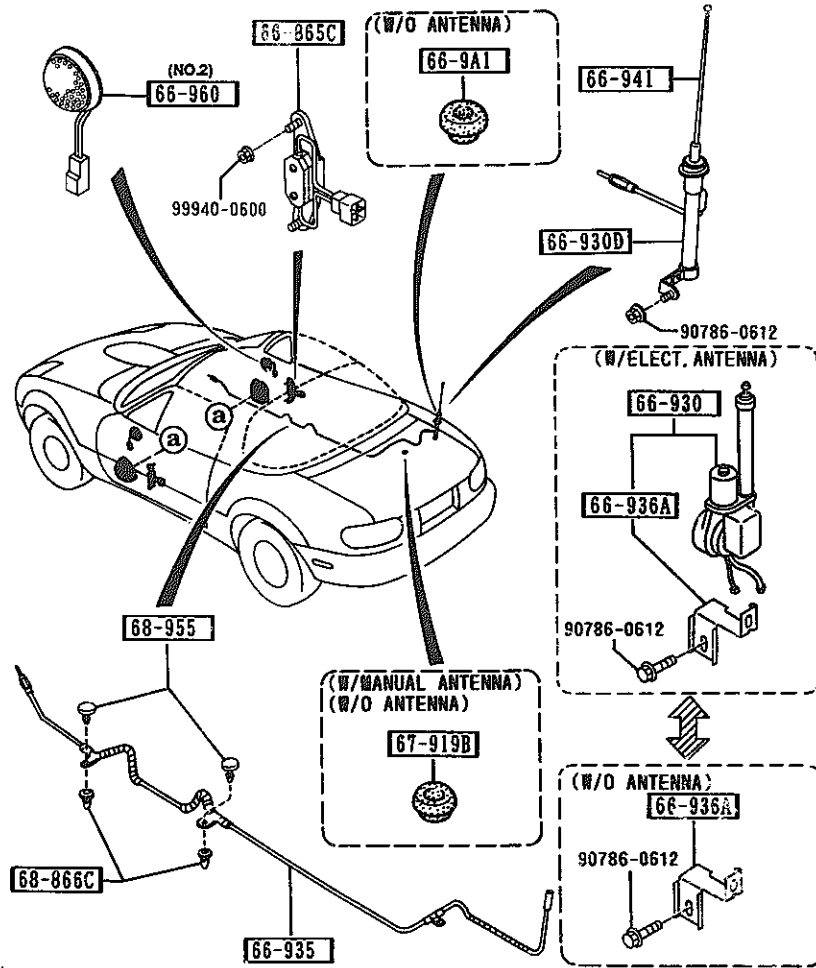
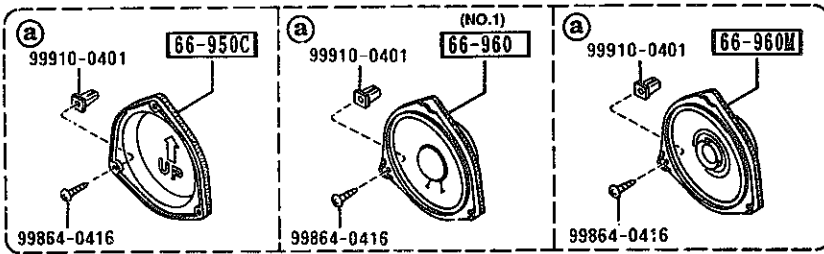
66-AG0



PART NO.	QTY	MODEL/RESTRICTION	MODEL/RESTRICTION	MODEL/RESTRICTION	FROM-TO
66-991N		CORD,EARTH			
NA01-66-997	1	(W/O SENSORY SOUND)			
N018-66-997	1	(W/SENSORY SOUND)			

6682 AUDIO SYSTEMS (ANTENNA & SPEAKER)

6682 -1 AUDIO SYSTEMS (ANTENNA & SPEAKER)



PART NO.	QTY	MODEL/RESTRICTION	MODEL/RESTRICTION	MODEL/RESTRICTION	FROM-TO
66-865C N018-66-991A	2	SUPPRESSOR, IG. (W/C.D., W/HEAD RR SP K, W/SENSORY SOUND)			
66-9A1 FB01-66-9A1A	1	COVER, HOLE-ANTENNA (W/O ANTENNA)			
66-930 N007-66-930A	1	ANTENNA, RADIO RICO-20TH-ANV., (W/ELECT. ANTENNA)			
66-930D NA01-66-ASXA	1	BODY, LOW-RADIO ANTENNA (W/MANUAL ANTENNA)			
66-935 NA01-66-940C	1	FEEDER-ANTENNA			
66-936A N007-66-A9X	1	BRKT, MOTOR-ANTENNA RICO-20TH-ANV., (W/ELECT. ANTENNA) (W/O ANTENNA)			
66-941 N001-66-A30	1	POLE, ANTENNA (W/MANUAL ANTENNA)			
66-950C NA01-66-980A	2	BRACKET, LOUD SPEAKER (W/O AUDIO)			
66-960 N018-66-960A	2	SPEAKER, LOUD-FRONT (ILLUST. NO. 1) (W/C.D., W/HEAD RR SP K, W/SENSORY SOUND)			
66-960M N019-66-960A	2	SPEAKER, LOUD-FRONT (ILLUST. NO. 2) (W/C.D., W/HEAD RR SP K, W/SENSORY SOUND)			
66-960M NA03-66-96X	2	SPEAKER, LOUD-DOOR (W/O SENSORY SOUND)			
67-919B N007-67-G11	1	GROMMET (W/MANUAL ANTENNA) (W/O ANTENNA)			
68-866C		FASTENER, SEAL			

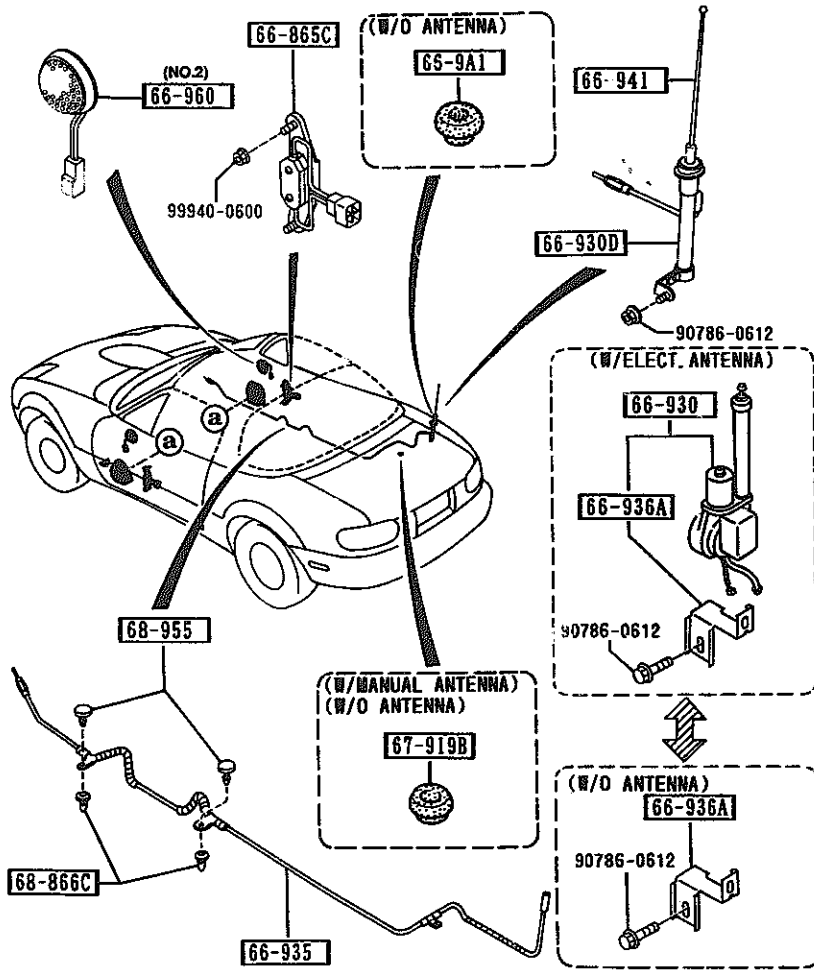
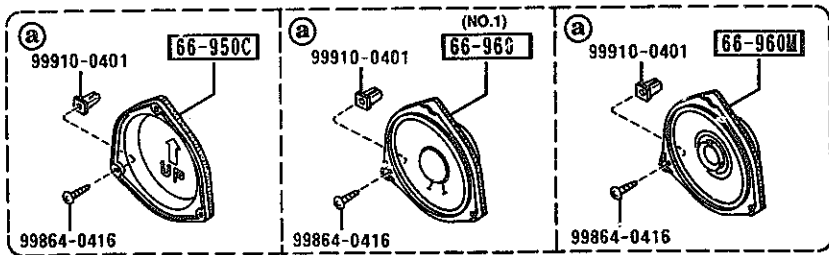
AUNA03

CAT. AUNA03-04

1994-10

6682 AUDIO SYSTEMS (ANTENNA & SPEAKER)

6682 -2 \* AUDIO SYSTEMS (ANTENNA & SPEAKER)



PART NO.	QTY	MODEL/RESTRICTION	MODEL/RESTRICTION	MODEL/RESTRICTION	FROM-TO
CONT'D					
B235-68-865A	2				
68-955	2	FASTENER, LIFT GATE T RIM			
GJ37-68-955	2				
00	INT-	NA0 NA1 NA2 BLACK			

AUNA03

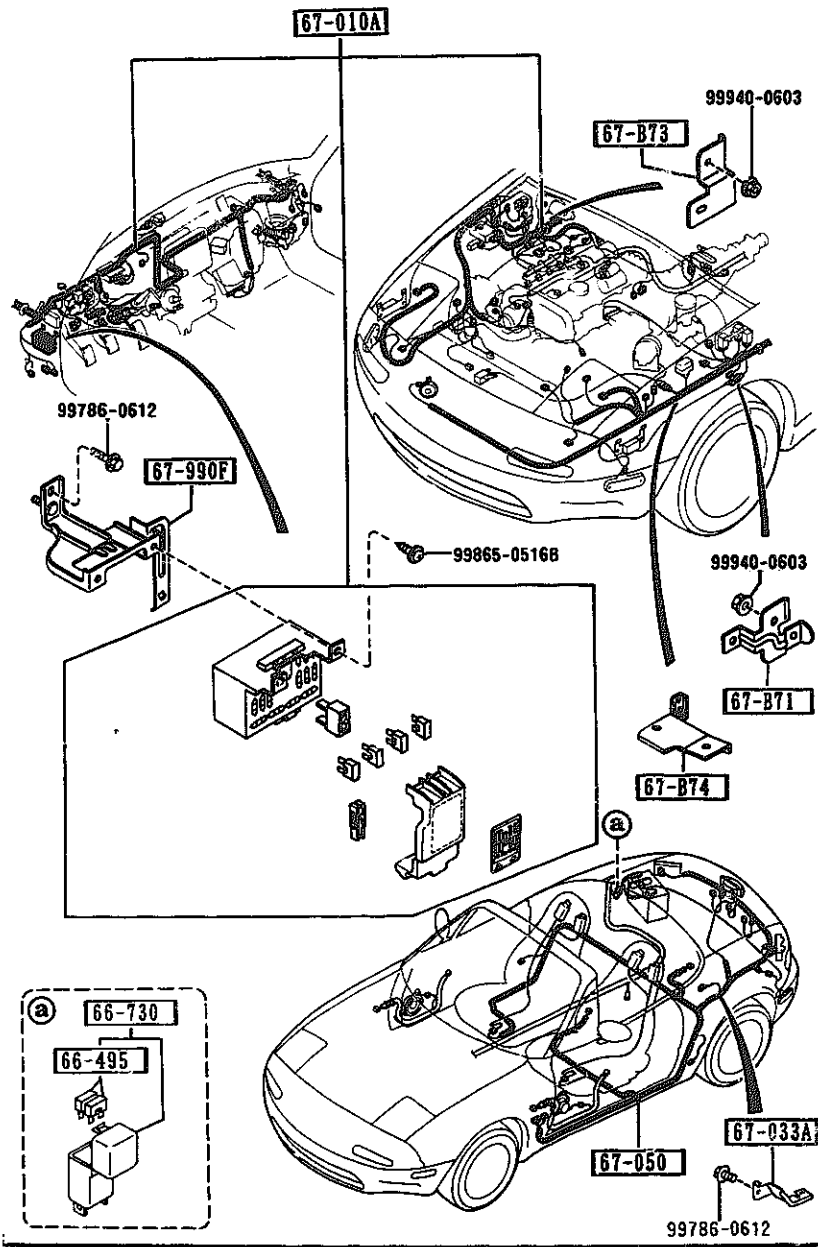
CAT. AUNA03-04

1994-10



6700 WIRING HARNESSSES(FRONT & REAR )

6700 -1 WIRING HARNESSSES(FRONT & REAR )



PART NO.	QTY	MODEL/RESTRICTION	MODEL/RESTRICTION	MODEL/RESTRICTION	FROM-TO
66-495		FUSE(10A)			
99705-1110	2				
66-730		BLOCK,FUSE			
N008-66-730	1				
67-B71		BRACKET,HARNESS			
NA05-67-BW1B	1				
67-B73		BRACKET,HARNESS			
NA05-67-BW2	1				
67-B74		BRACKET,HARNESS			
N018-67-BW0	1				
67-010A		HARNESS,FRONT			
NA36-67-010B	1	((MT)>(W/O A.LOCK BR AKE)>(CALIF )			
NA37-67-010B	1	((MT)>(A.LOCK BRAKE) >(CALIF )			
NA38-67-010B	1	((MT)>(W/O A.LOCK BR AKE)>(FED )			
NA39-67-010B	1	((MT)>(A.LOCK BRAKE) >(FED )			
NA40-67-010B	1	((AT)>(W/O A.LOCK BR AKE)>(CALIF )			-3401
NA41-67-010B	1	((AT)>(A.LOCK BRAKE) >(CALIF )			-3401
NA42-67-010B	1	((AT)>(W/O A.LOCK BR AKE)>(FED )			-3401
NA43-67-010B	1	((AT)>(A.LOCK BRAKE) >(FED )			-3401
NA40-67-010C	1	((AT)>(W/O A.LOCK BR AKE)>(CALIF )			3401-
NA41-67-010C	1	((AT)>(A.LOCK BRAKE) >(CALIF )			3401-
NA42-67-010C	1	((AT)>(W/O A.LOCK BR AKE)>(FED )			3401-
NA43-67-010C	1	((AT)>(A.LOCK BRAKE) >(FED )			3401-
67-033A		BRACKET,WIRING			
N007-67-B10A	1				
3401 NA351*-418700					

AUNA03

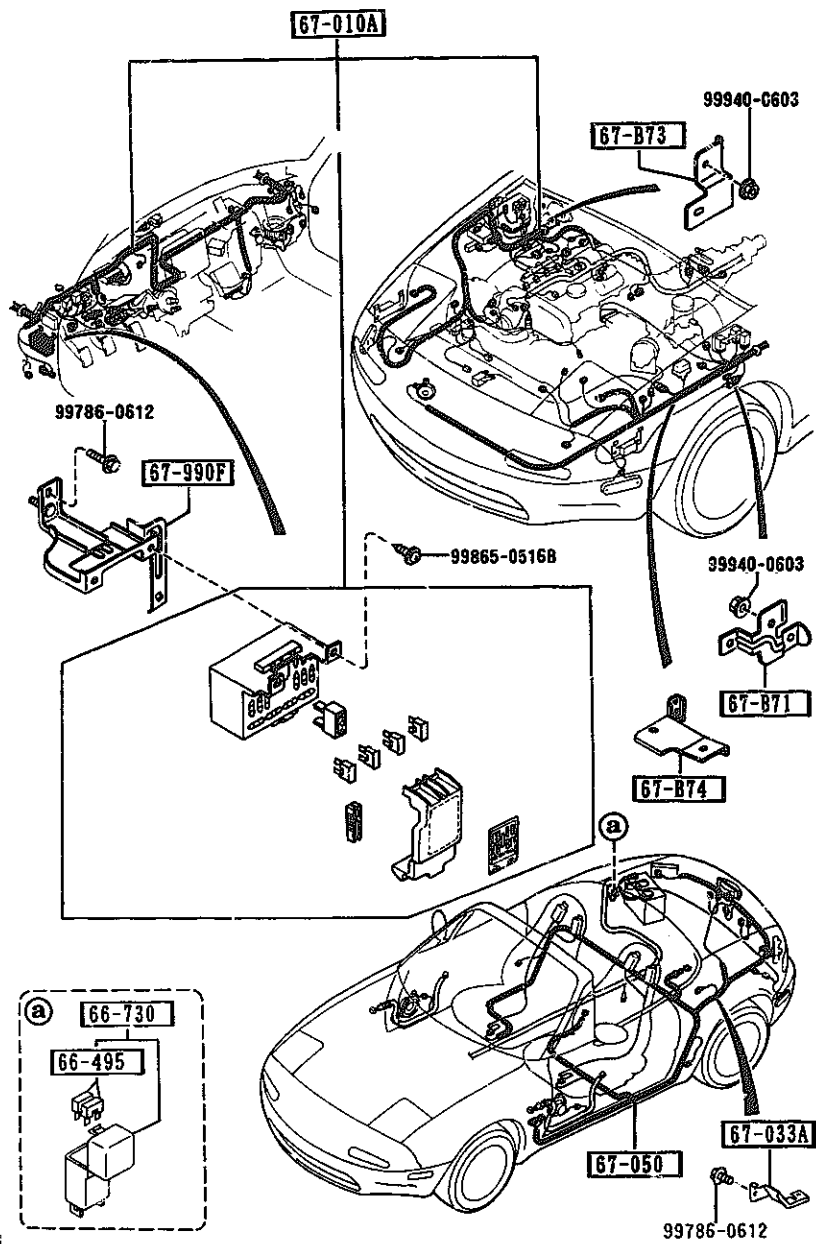
CAT. AUNA03-04

1994-10

6700

WIRING HARNESSES(FRONT & REAR )

6700 -2 \* WIRING HARNESSES(FRONT & REAR )

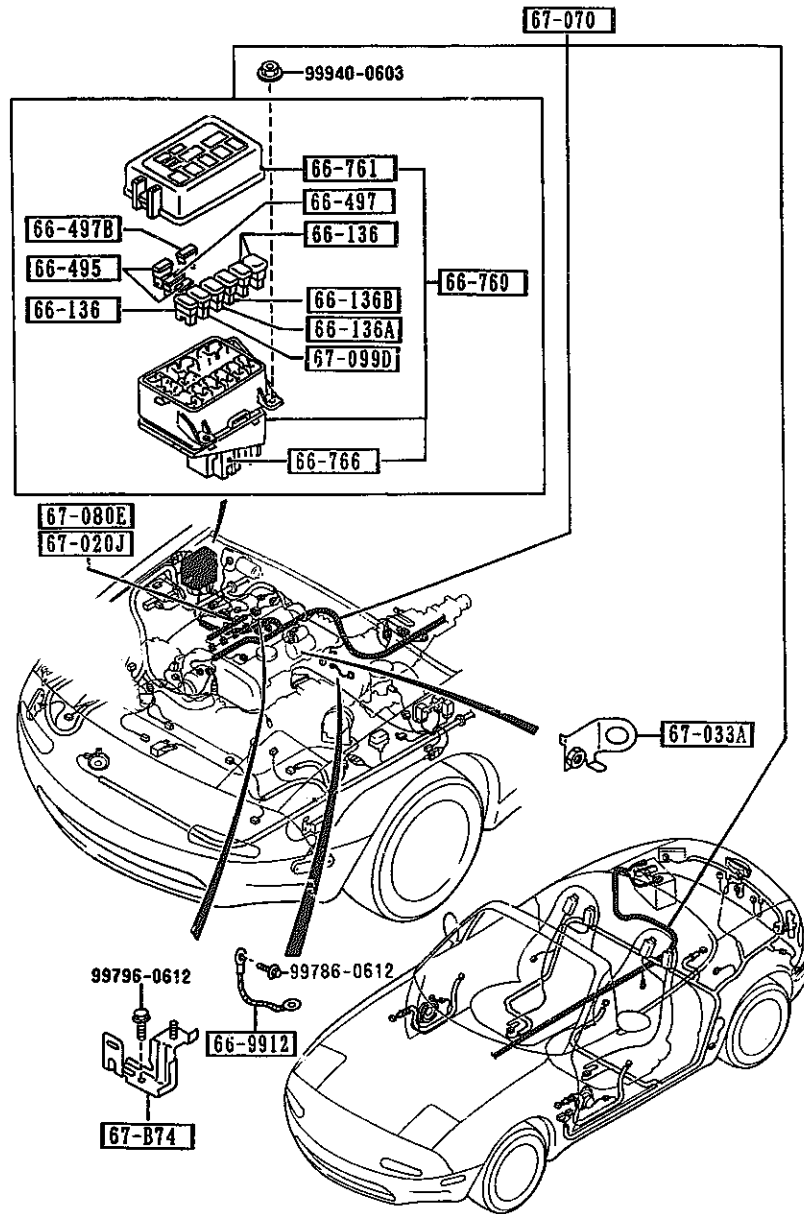


AUNA03

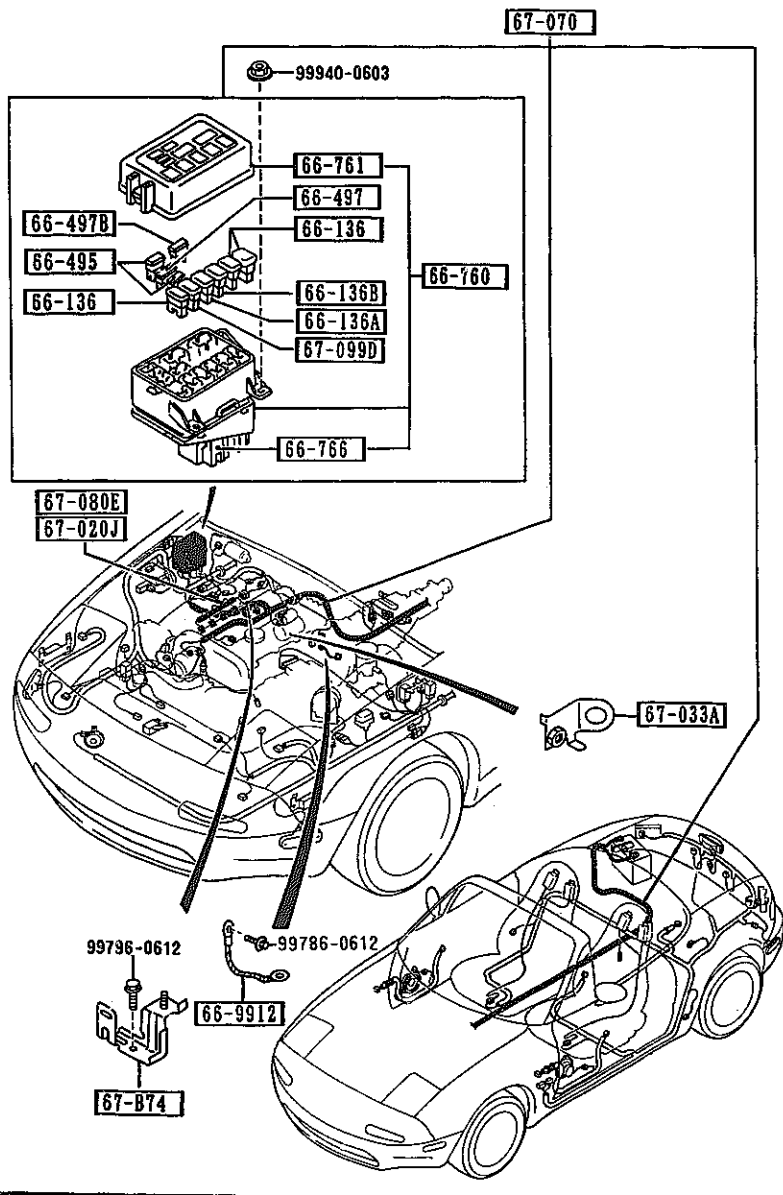
PART NO.	QTY	MODEL/RESTRICTION	MODEL/RESTRICTION	MODEL/RESTRICTION	FROM-TO
67-050		HARNES, REAR			
NA36-67-050A AN(NA36-67-050B)	1				-2826
NA37-67-050A AN(NA37-67-050B)	1				-2826
NA36-67-050B	1	(W/O A.LOCK BRAKE)			2826-
NA37-67-050B	1	(A.LOCK BRAKE)			2826-
67-990F		BRACKET, HARNES			
NA01-67-BJ0	1				
2826 NA351*-401430					

CAT. AUNA03-04

1994-10



PART NO.	QTY	MODEL/RESTRICTION	MODEL/RESTRICTION	MODEL/RESTRICTION	FROM-TO
66-136		FUSE(30A)			
H115-67-099	3				
66-136A		FUSE(40A)			
H116-67-099	1				
66-136B		FUSE(80A)			
H117-67-099	1				
66-495		FUSE(10A)			
99705-1110	2				
66-497		FUSE(20A)			
99705-1120	1				
66-497B		FUSE(30A)			
99705-1130	1				
66-760		BLOCK,MAIN FUSE			
NA01-66-760B	1	(W/O A.LOCK BRAKE)			
NA23-66-760	1	(A.LOCK BRAKE)			
66-761		COVER,MAIN FUSE BLOC			
NA02-66-7623	1	K YAZAKI (W/O A.LOCK BRAKE)			
NA23-66-762	1	(A.LOCK BRAKE)			
66-766		COVER,UNDER-MAIN FUS			
B465-66-767	1	E BLK			
66-9912		WIRE,EARTH			
NA01-67-EW1B	1				
67-B74		BRACKET,HARNESS			
NA01-67-880A	1				
67-020J		HARNESS,INJECTOR			
NA01-67-080C	1	(FED)			
67-033A		BRACKET,WIRING			
NA01-67-B10B	1				



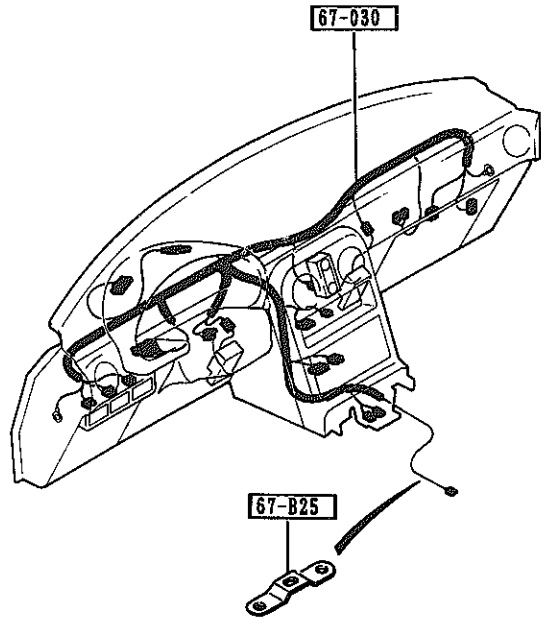
PART NO.	QTY	MODEL/RESTRICTION	MODEL/RESTRICTION	MODEL/RESTRICTION	FROM-TO
67-070		HARNES,ENGINE			
NA01-67-070L	1	((W/O A.LOCK BRAKE))>>(MT)			
NA03-67-070E	1	((W/O A.LOCK BRAKE))>>(AT)			
NA23-67-070D	1	((A.LOCK BRAKE))>>(MT)			
NA25-67-070D	1	((A.LOCK BRAKE))>>(AT)			
67-080E		WIRING,INJECTOR			
NA36-67-080	1	(CALIF)			
67-099D		FUSE(60A)			
FB01-67-099	1	60A (A.LOCK BRAKE)			

AUNA03

CAT. AUNA03-04

1994-10

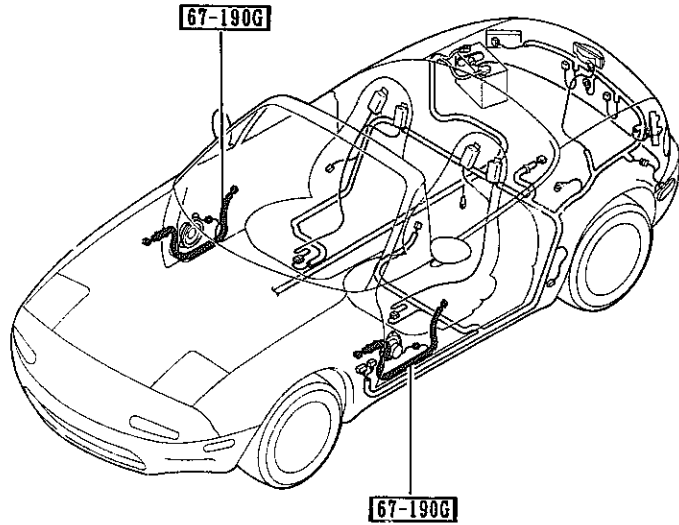
6702 WIRING HARNESES (DASHBOARD)



PART NO.	QTY	MODEL/RESTRICTION	MODEL/RESTRICTION	MODEL/RESTRICTION	FROM-TO
67-B25		BRACKET, HARNESS			
NA01-67-B31	1	(MT)			
67-030		HARNESS, INSTRUMENT			
NA36-67-030B	1	(W/SENSORY SOUND) (MT)			
NA55-67-030	1	RICO-20TH-ANV., (W/O SENSORY SOUND) (MT)			
NA40-67-030B	1	(W/SENSORY SOUND) (AT)			-3401
NA57-67-030	1	(W/O SENSORY SOUND) (AT)			-3401
NA40-67-030C	1	(W/SENSORY SOUND) (AT)			3401-
NA57-67-030A	1	(W/O SENSORY SOUND) (AT)			3401-
3401 NA351X-418700					

6703 -1 \* WIRING HARNESSSES(DOOR,FLOOR/CEILING)

6703 WIRING HARNESSSES(DOOR,FLOOR/CEILING)



PART NO.	QTY	MODEL/RESTRICTION	MODEL/RESTRICTION	MODEL/RESTRICTION	FROM-TO
67-190G		HARNESS,DOOR			
NA01-67-190A	2	BASE, (W/O P.WIND,DR MIRROR MANUAL, W/O SENSOR T SOUND)			
NA02-67-190A	2	BASE-OPT, (W/P.WIND,DR MIRROR MANUAL, W/O SENSOR SOUND)			
NA52-67-190B	2	BASE-OPT, (DR MIRROR MANUAL,W/ SENSORY SOUND)			
NA53-67-190A	2	PKG-A, RICO-20TH-ANV (DR MIRROR ELECT.,W/ O SENSORY SOUND)			
NA54-67-190B	2	OPT, (DR MIRROR ELECT.,W/ SENSORY SOUND)			